




# Newport Harbors Division Budget


*FY2024-FY2025*



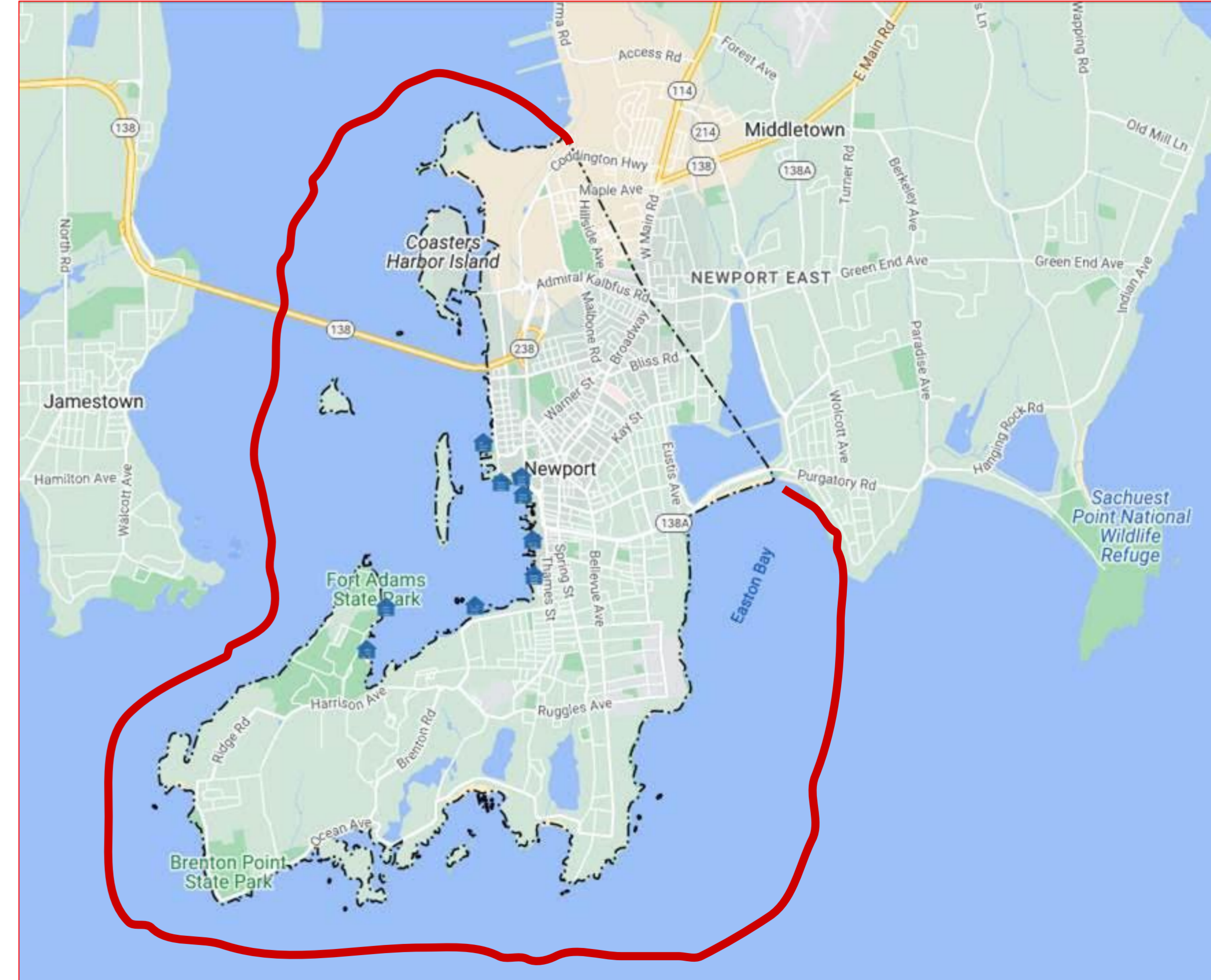


# Harbors Division Water Side Assets


## Harbor Jurisdiction



- 4 City owned vessels
- 911 Private & Commercial Moorings
- 51 City Managed Moorings
- 9 Tall Ship Moorings
- 45 Rental Moorings








# Harbors Division Landside Facilities

- Perrotti Park
  - Secure port cruise ship terminal, transient docks, public restroom facility, harbors offices
- Newport Maritime Center & Ann Street Pier
- Stone Pier Dinghy Dock
- West Extension Dinghy Dock
- Elm Street Pier & Dock
- Kayak & Dinghy Storage








# Operating Budget


*City of Newport*  
**RHODE ISLAND** 





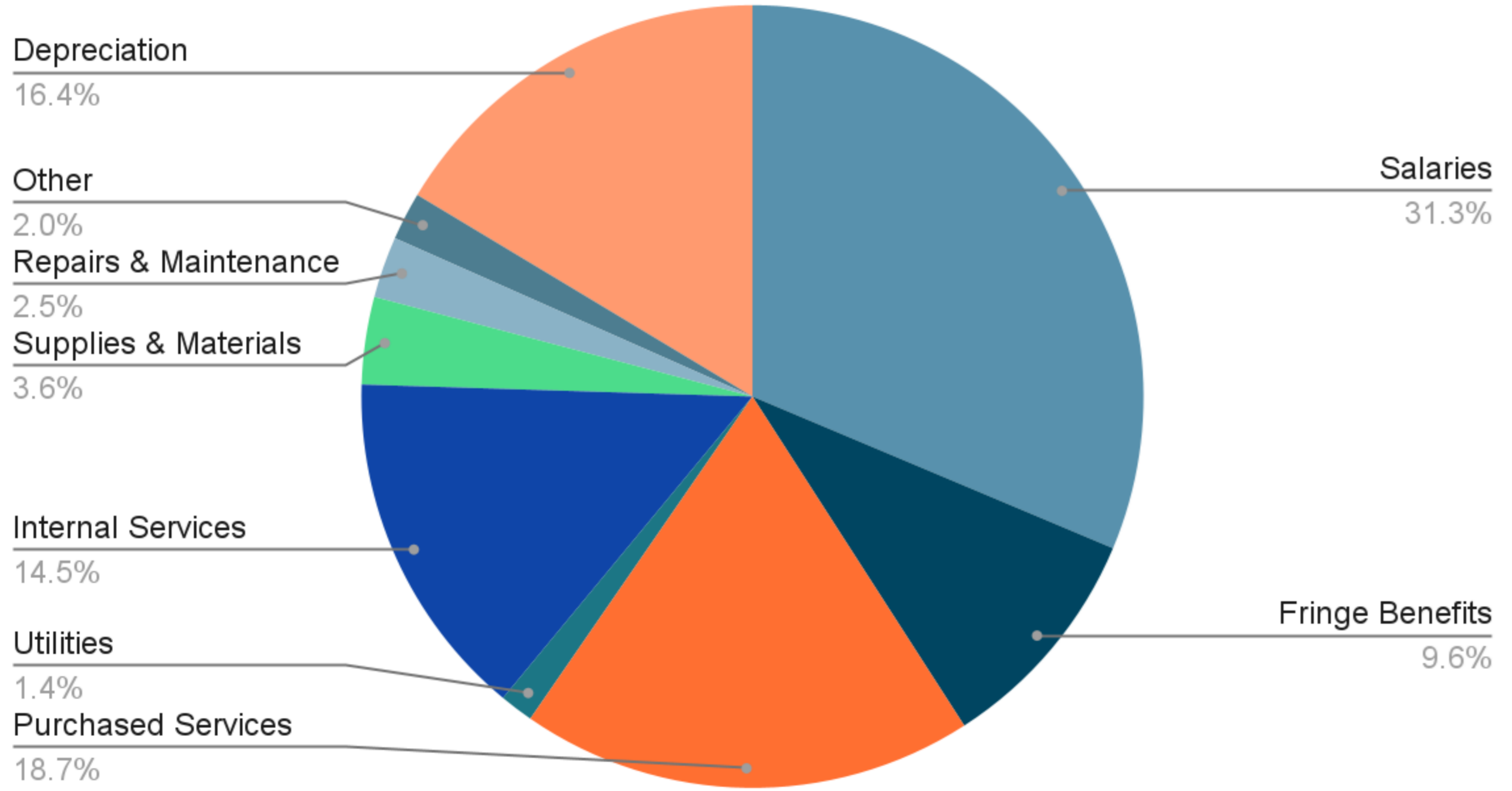
# Expenditures 2023-2024 / 2024-2025


Expenditures	2023-2024	2024-2025
Personnel	515,518	534,415
Purchased Services	236,513	153,479
Utilities	17,600	17,600
Internal Services	182,887	183,288
Supplies & Materials	45,600	45,600
Repairs & Maintenance	32,000	32,000
Other	25,000	25,000
Depreciation	207,000	207,000
Operating Expenditures	1,263,118	1,198,382
Capital Outlay	500,000	400,000
Total Expenditures & Cash Outlays	1,763,118	1,598,382
Total Cash Needed	1,556,118	1,391,382



# Expenditures 2023-2024


Expenditures 2023-2024





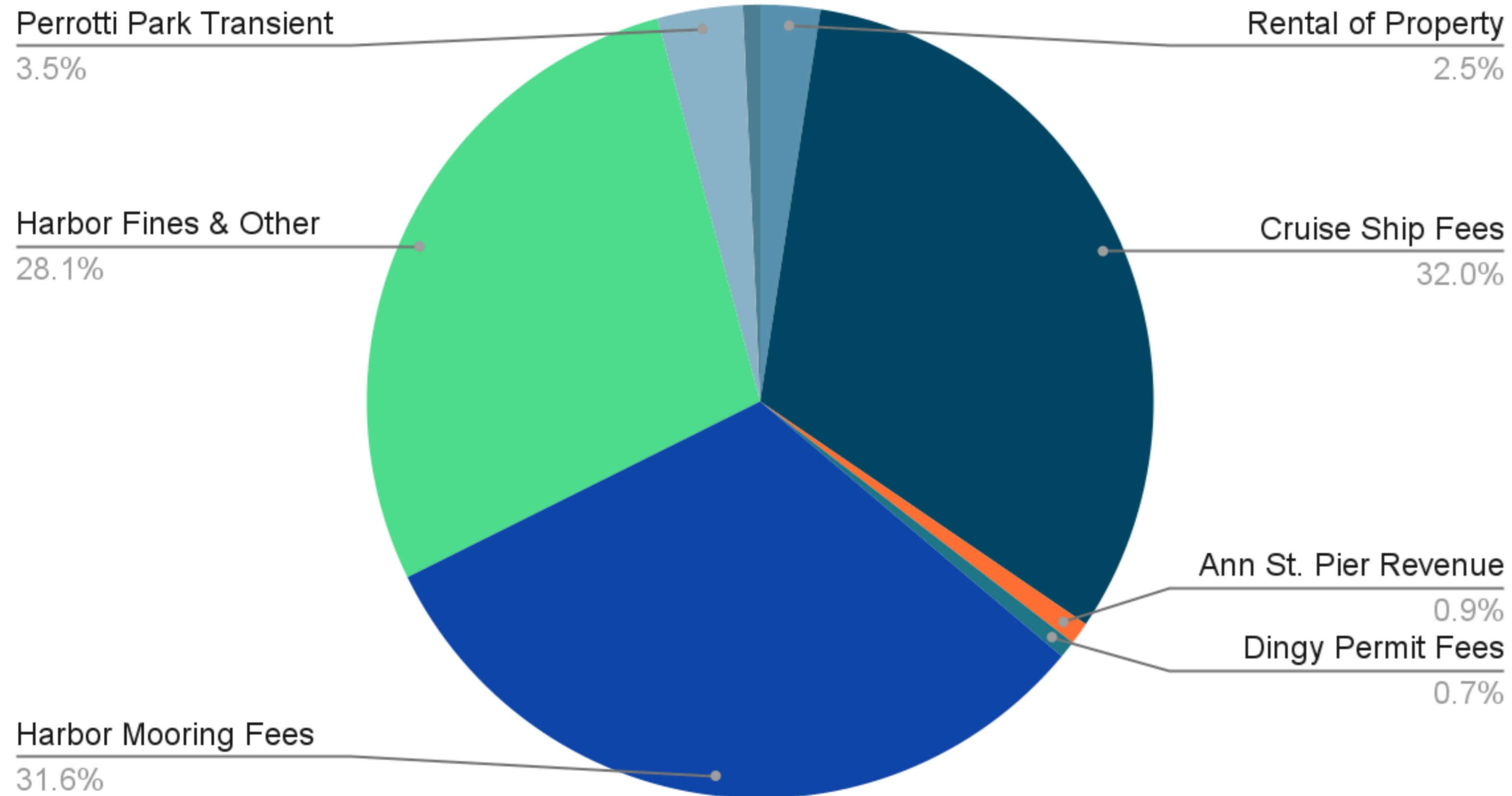
# Revenues 2023-2024 / 2024-2025

Revenues	2023-2024	2024-2025
Misc. Revenues	-	-
Rental of Property	35,000	35,000
Cruise Ship Fees	456,000	500,000
Ann St. Pier Revenue	13,000	14,000
Dingy Permit Fees	10,000	10,000
Harbor Mooring Fees	450,000	500,000
Harbor Fines & Other Fees	400,000	400,000
Perrotti Park Transient Pier Fees	50,000	50,000
Maritime Center Revenue	10,000	10,000
<b>Total Revenues</b>	<b>1,454,000</b>	<b>1,549,00</b>




# Revenues 2023-2024

## 2023-2024 Proposed Revenues








# Operational Improvements

- Competitive pay to attract skilled staff
- Using technology to streamline operations
- Small boat mooring field development
- North coast & south coast mooring field management
- Focusing on training & staff development for long term success





# Revenue Momentum

- Mooring Permits
  - 15% Fee Increase Private & Commercial Mooring Permits
  - Issuing Additional Mooring Permits up to Prior Capacity
- Overnight Dockage for Ferries at Perrotti Park
- Cruise Ship Fees – Post-covid Restoration and Growth
- Private Mooring Rental Program








# Capital Improvements

*City of Newport*  
**RHODE ISLAND**








# Capital Plan 2024-2028

- Maintain Harbor Facilities and Assets
  - Perrotti Park Dock replacement
  - Dinghy Dock at Stone Pier
  - Upkeep of Vessels & Physical Infrastructure






# Capital Plan 2024-2028

Funding Source	Proposed 23-24	Proposed 24-25	Proposed 25-26	Proposed 26-27	Proposed 27-28	Funds To Date	Total
Perrotti Park	150,000	150,000	-	-	-	900,000	1,200,000
Elm St Pier Rehabilitation	50,000	50,000	50,000	-	-	229,000	500,000
Bellevue Ave	100,000	100,000	100,000	100,000	100,000	-	500,000
Kings Park Stone Pier Dinghy Dock	200,000	100,000	-	-	-	123,000 plus (100,000 Private Doner)	500,000





# Future Capital Considerations

- Enhance Newport Harbor
  - Additional Tall Ship Moorings
  - Perrotti Park Bathroom Renovations/Expansion
  - Ann Street Pier Extension
  - New Patrol Boat





*City of Newport*  
**RHODE ISLAND**

