

Newport Combined Sewer Overflow (CSO) Stakeholder Workgroup: Meeting #5

ATTENDEES: See Attachment 1

DATE & PLACE: November 10, 2011 @ 3:00 PM; City Hall Council Chamber,
43 Broadway Newport, RI

Welcome & Introductions

Julia Forgue introduced City staff as well as the CH2M HILL consultant team members.

Overview of Agenda

Becky Weig of CH2M HILL provided an overview of the agenda and asked if there were any questions before moving forward. A summary of the agenda follows:

1. Overview of the CSO Program schedule
2. Approval of previous meeting's minutes
3. Follow-up on Parking Lot items
4. Key Meeting Topic - Affordability & Rates
5. Next meeting information

Overview of CSO Program Schedule

Becky Weig provided an overview of the CSO Program schedule, CSO Program Mission Statement, and the boundary conditions for the Stakeholder Workgroup.

Previous Meeting's Minutes

The minutes of the fourth meeting were approved.

Update on Parking Lot from Previous Meeting

Updates and answers to the three parking lot items from the previous meeting were presented.

The three parking lot questions were:

1. Can examples of size and footprint for different storage options be presented?

The sizes and the footprints along with photographs of Newport's two storage facilities, Washington St. CSO Facility storage tank and Narragansett Storage Conduit, were presented. Examples of three storage facilities in Bangor, ME, a CSO community similar in size to Newport, were also presented.

2. Can the Newport Harbor water quality results table be updated to show the number of days in which samples were collected within 2 days of a CSO event?

The table was updated to show the information and presented at the meeting. The table is included in these minutes as Exhibit 1.

EXHIBIT 1
Newport Harbor Water Quality Sampling Results

Year	Total Days Sampled	# Samples within 2 Days of CSO	Total Days Exceeding Enterococci+	CSO Occurred Within 2 Days	Rain Event, but No CSO	No Rainfall on or Day Before
2008*	13	2 (33% of CSO events)	2	1	0	1
2009	53	10 (38% of CSO events)	4	1	1	2
2010	52	8 (42% of CSO events)	5	2	2	1
2011*	30	2 (25% of CSO events)	2	0	2	0

*2008 & 2011 are partial years.

+ Enterococci was not exceeded at all 10 locations. For 7 of 13 days, Enterococci was exceeded at only 1 station.

In addition, results for the 2 CSO events that are sampled per outfall each year were presented and are included in these minutes as Exhibit 2.

EXHIBIT 2
Newport Harbor Water Quality Results for Sampling during 2 CSO Events per Outfall per Year

Year	Samples During CSO Event	Enterococci Exceedances	Samples 6 Hr. After CSO Event	Enterococci Exceedances	Months Sampled
2009	4	3	4	0	July & October
2010	4	1	4	0	March, April & November
2011	4	4	4	3	August & September

3. Can the finance and debt table presented in March 2010 be updated?

The updated table was presented and is included in these minutes as Exhibit 3.

EXHIBIT 3
Updated Finance and Debt Table

Financed Project	Principal	Interest	Total
2002 - \$13MM Revenue Bonds	\$ 8,160,509	\$ 967,710	\$ 9,128,219
2009 - Long Wharf Force Main Repair	\$ 14,852,481	\$ 6,015,954	\$ 20,868,435
2009 - Railroad Interceptor & UV System	\$ 2,729,266	\$ 950,965	\$ 3,680,231
2009 - Catch Basin Separation & High Priority Sewer Repairs	\$ 2,430,027	\$ 846,702	\$ 3,276,729
2010 – Thames & Wellington Interceptors	\$ 7,549,024	\$ 2,944,397	\$ 10,493,421
TOTAL	\$ 35,721,307	\$ 11,725,728	\$ 47,447,035

* Data current as of September 30, 2011.

Affordability & Rates

Mike Domenica of CH2M HILL presented an overview of the City's analysis on affordability, its impact on rates and how to design an affordable CSO program. Key topics presented included:

- Why evaluate affordability before the CSO System Master Plan (SMP) is developed?
 - It is important to set the budget of what the City can afford and the design the program implementation elements and schedule within an affordable budget.
- The EPA guidelines on affordability as well as the limitations of the guidelines were presented.
- The updated affordability analysis for Newport, following the EPA's guidelines, was presented. Based upon the updated Financial Indicators Score, the analysis determined that the maximum sewer bill for the typical user (15,000 gallons/quarter) would be \$1,118 per year. The annual charge for a typical user is currently \$868 per year; therefore the analysis shows that the maximum increase to the typical user could be \$250/year.
- Mike Domenica showed how an affordable program can be developed to fit within the affordable rate. Key items to be accounted for are:
 - Growing need to repair and replace deteriorating underground assets
 - Forthcoming stormwater requirements
 - Increased CMOM requirements
 - Emergency repairs/contingency fund
 -

Questions & Answers:

Q: If there was a separate stormwater utility what would happen to the affordable rate number?

A: It wouldn't change because stormwater requirements are part of the Clean Water Act (CWA) and all CWA requirements are included in the affordable rate.

Q: If billing is based on water usage, how many special groups get special rates?

A: There is only one retail rate for water and wastewater. Some people have irrigation accounts that bill for water only.

Q: Is the age of underground assets, and the increasing need for repair and replacement the reason why so many wastewater programs are underfunded?

A: Yes, for decades wastewater programs have not needed to invest in underground infrastructure and have not included it in their budget planning. This need now must become part of a utility's long term asset management plan.

Parking Lot:

The following questions were placed in the Parking Lot to be addressed at a subsequent meeting:






- Can an update on verified catch basins be presented?
- Can updates on improvements to the wastewater system be provided?

Next Meeting

The next meeting was set for February 9, 2012 at 3pm in the Council Chambers.

CSO Stakeholder Workgroup Meeting #5

Attendees

MEETING DATE:	Thursday November 10, 2011 @ 3:00 PM	
LOCATION:	City Hall Council Chambers - Newport, RI	
Name	Affiliation	In Attendance
Workgroup Members		
Justin McLaughlin	City Council	
Ray Smedberg	Ad Hoc Committee	
David McLaughlin (Alternate)	Ad Hoc Committee	
John McCain	ALN	
Roger Wells (Alternate)	ALN	
Tina Dolen	Aquidneck Island Planning Commission	
Chris Witt (Alternate)	Aquidneck Island Planning Commission	
Charles Wright	Beach Commission	
Kathleen Shinnors (Alternate)	Beach Commission	
Bill Riccio	Dept. Public Services	
Eric Earls (Alternate)	Dept. Public Services	
Paige Bronk	Dept. Planning	
Bill Hanley (Alternate)	Dept. Planning	
Tim Mills	Harbor Master	
Mary E. Dever-Putnam	EPA	
James Carlson	NSN	
William Monaco (Alternate)	NSN	
Jody Sullivan	Newport County Chamber	
Ed Lopes (Alternate)	Newport County Chamber	
Evan Smith	NCCVB	
Cathy Morrison (Alternate)	NCCVB	
Shawn Brown	Middletown	
Tom O'Loughlin (Alternate)	Middletown	
Eric Beck	RIDEM	
Angelo Liberti (Alternate)	RIDEM	
Jim Brunnhoeffler	RWU	
B. Gokhan Celik (Alternate)	RWU	

