


*City of Newport, Rhode Island*



*Adopted Biennial Budget*

*FY 2024 & FY 2025*

**CITY OF NEWPORT, RI**  
**FISCAL YEAR 2024 & FY2025 ADOPTED BIENNIAL BUDGET**

**TABLE OF CONTENTS**

**Page**

GFOA's Distinguished Budget Presentation Award.....	
City Manager's Budget Message.....	iii
Organizational Chart.....	vi
Budget Highlights.....	vii
Five Year Forecast .....	viii
City of Newport.....	1
Government.....	2
Community Profile.....	5
Recreational Map.....	7
Facilities Map.....	8
Long-Term and Ongoing Goals.....	9
General Fund Balance.....	18
Understanding the Budget.....	19
Budget Review Schedule.....	20
Performance Measurements.....	26
Summary Budget Information.....	28
Description of General Fund Revenues.....	35
Consolidated Debt Service Requirements.....	40
Debt Ratios.....	41
Estimated Fund Balance, Governmental Funds.....	42
General Fund Revenues.....	44
Real Estate Tax Computation.....	48
Expenditure Summary by Program.....	49
General Fund Expenditures.....	51

**Adopted 2020 and 2021 Budget by Function/Program**

**GENERAL FUND**

**Legislative**

City Council.....	59
-------------------	----

**General**

City Manager.....	67
City Solicitor.....	82
Canvassing.....	90
City Clerk.....	98

**Financial**

Municipal Court Clerk.....	108
Finance Administration.....	117
Information and Technology.....	119
Assessment.....	121
Billing and Collection.....	123
Accounting.....	125
School Accounting & Payroll.....	127
Financial Expenditures.....	129
	131



**TABLE OF CONTENTS** (Continued)

<b><u>Police</u></b>	133
Administrative & Support Services.....	146
Uniform Patrol Division.....	148
Dispatch.....	150
Criminal Investigative Services.....	152
Police Expenditures.....	154
<b><u>Fire</u></b>	155
Fire Administration.....	166
Inspections & Alarm Services.....	168
Firefighting, Rescue & Education.....	170
Fire Expenditures.....	172
<b><u>Public Services</u></b>	173
Operations Administration.....	189
Engineering Services.....	191
Public Works.....	193
Traffic Control.....	195
Snow Removal.....	197
Facilities Management.....	199
Parks, Grounds & Forestry.....	201
Street Lighting.....	203
Street Cleaning.....	205
Solid Waste Collection & Disposal.....	207
Recreation.....	209
Easton's Beach.....	211
Public Works Expenditures.....	213
<b><u>Planning and Development</u></b>	217
Planning and Development Services.....	225
Zoning.....	227
Planning and Economic Development Expenditures.....	229
<b><u>Building Inspections</u></b>	230
Building and Inspections Services.....	235
Building Inspections Expenditures.....	237
<b><u>Civic Support</u></b>	238
<b><u>Non-Departmental Accounts</u></b>	240
Public School Operations.....	241
Public Library Operations.....	242
Transfer to Capital Projects Fund.....	243
Independent Audit & Statistical Update.....	244
Retiree Expense.....	245
Insurance Reserves.....	246
Debt Service.....	247
Contingency & Other.....	248
Consolidated Debt Service Requirements.....	249

**TABLE OF CONTENTS** (Continued)

<b><u>Enterprise Fund</u></b>	256
Maritime Fund.....	256
Parking Fund.....	274
Equipment Operations.....	288
Water Pollution Control.....	296
Water Fund.....	333
<b><u>Capital Budget</u></b>	381
CIP Summary.....	382
Capital Projects Detail.....	384
<b><u>Chart of Accounts</u></b> .....	423
<b><u>Appendices</u></b>	
Employee Pay Plans.....	Appendix A
Glossary of Budget Terms.....	Appendix B



GOVERNMENT FINANCE OFFICERS ASSOCIATION

*Distinguished  
Budget Presentation  
Award*

PRESENTED TO

**City of Newport  
Rhode Island**

For the Biennium Beginning

**July 01, 2021**

*Christopher P. Morrill*

Executive Director

CITY OF NEWPORT, RI  
BUDGET MESSAGE AND SUMMARY  
Fiscal Years 2024 and 2025 Proposed  
Budget







CITY OF NEWPORT  
Office of the  
CITY MANAGER

**To:** Mayor Khamsyvoravong, Members of the City Council and Citizens of Newport

We are pleased to present the Proposed Fiscal Years (FY) 2024 and 2025 Biennial Budget. The Biennial Budget is balanced for both years, but as with all biennial budgets, we are only submitting FY2024 tax rates for approval.

The City's economy bounced back due to significant increases in tourism and a robust housing market that continues to this day. Hotel tax in FY2023 greatly exceeded expectations and is expected to remain at FY2023 levels into FY2024 and FY2025. The robust nature of the housing market, while it generated some additional revenue, is also a cause for concern. The average assessed value of a single-family home is over \$700,000 and housing inventory for purchase is very low. The concern is that the cost of housing may be driving out residents and families. The Council and administration have taken steps to address some of the issues related to housing, including zoning restrictions related to short-term rentals and establishing a two-tier residential tax relief program.

FY2024 will be the first year of the City's new two-tier residential tax program. This program provides an exemption to year-round owner-occupied residences or for those landlords that rent for a minimum of 12 months to tenants that live in Newport year-round. The exemption is a percentage of average assessed value at 12/31 of the taxable year. The total value of the exemptions is then recouped by increasing the tax rate on the non-owner occupied or ineligible residential properties. Commercial properties are not eligible and are not impacted by the new program. The application period began on January 1, 2023 and continued until March 15, 2023, and, is applicable for a two-year period.

City staff approved 3,624 applications, which is 37.32% of all residential properties. 109 applications were denied. Approved applications included 910 leases. There is still an open grace period for follow up on applications received by March 15, and the final numbers may change slightly. The Proposed Budget sets the overall tax increase at 3.23% for residential and commercial property to tax rates of \$9.92 and \$14.88, respectively. The approved applicants of the owner-occupied residential rate are proposed to receive a 20% exemption of the average assessed value at 12/31/23, providing an exemption of \$148,963 to each qualified owner. The non-owner-occupied rate would increase by 16.86% versus the 3.23% to a rate of \$11.23.

Newport has long been regarded for its wealth of architectural history. The large numbers of preserved, historic structures along with narrow city streets dating to the Colonial Era are admired for their connections to the past along with their use in the present. The diverse historic and cultural heritage, created and preserved by Newport citizens over the years, reflects the collective identity of the community's housing and neighborhoods. The availability, quality, and affordability of housing stock are key elements affecting the quality of life for all citizens. The City of Newport has always made the housing needs of all economic income levels a priority. Housing in Newport

is a topic that crosses a wide range of issues from availability and condition of the stock to the affordability and location of that housing.

The City administration will continue to evaluate housing affordability and provide policy recommendations to the City Council.

We also considered the on-going supply and distribution chain issues as well as high inflation in the allocation of resources. We are all aware of the impact on the design and cost of the new high school, but it is worth pointing out that every capital project, purchases of operating supplies, contracts, and basic operating costs such as labor and fuel are all affected by inflation and long delays in getting supplies and equipment.

The Proposed Budget includes significant allocation of resources towards the Council's goal of infrastructure, including roads, school facilities, seawall repairs, parks and playground facilities, harbor facilities, parking facilities, water system needs and water pollution control (WPC) or wastewater needs.

Voters approved a \$106,500,000 bond resolution by an overwhelming majority in the November 2020 elections to build an addition to Pell Elementary School and to rebuild Rogers High School. The State of Rhode Island is offering incentives to local governments to upgrade school facilities. Both school projects are being designed and constructed with the goal of achieving Newport's maximum 52.5% cost-share offered by the State. Interest expense on the bonds has impacted Newport's budget in FY2024 and FY2025 by principal repayment does not begin until FY2026.

Road improvements continue to be the number one concern of residents. The Parking, Maritime and General Funds, through the Capital Project Fund, provide funding of \$3,300,000 for road repairs and improvements. The operating budget also includes an additional \$700,000 for road and trench repairs.

The City is required to upgrade systems and increase capacity at the Long Wharf Pump Station. The estimated cost of this project is \$12.5M, which has been funded with revenue bonds borrowed through the Rhode Island Infrastructure Band (RIIB). RIIB provides subsidized borrowings through the state revolving loan fund. The Long Wharf Project is scheduled to begin in the spring of 2023. There is no sewer rate increase proposed for either FY2024 or FY2025 as most of the debt service cost related to the Long Wharf Pump Station can be absorbed by the budget because the City has made the last payment of a 2002 bond issue in FY2022. The CSO Fixed Fee and Industrial Pretreatment Fees are not proposed to change.


The water utility is regulated by the Rhode Island Public Utilities Commission (PUC). The last approved rate filing was effective July 1, 2022. It was a multi-year filing and included an increase to cover debt service in FY2024 and FY2025.

The Proposed FY2024 and FY2025 Budgets for the City's General Fund increases by 4.9% and 3.16% over the prior periods. The increase is higher than normal because the FY2024 budget includes higher contributions into the Other Post Employment Benefits (OPEB) Trust to cover the Trust's assumption of 50% of the benefits in FY2022. Other significant increases include an increase of \$743,750 in the waste contract in FY2024 and increases in salaries and benefits due to settled labor contracts.

Current operations are expected to remain at the same levels as in prior years. The City and the fire union have signed an agreement that is effective from July 1, 2021 through June 30, 2024. It includes a cost-of-living adjustment per contract for firefighters. The police and AFSCME contracts include salary increases per contract for FY2023 through FY2025. The NEA contract is currently being negotiated. Funding has been included in the departmental salary lines and in salary contingency for those employees. A cost-of-living adjustment of 2.5% has been included for non-union employees. The Rhode Island Interlocal Trust has notified us that health insurance rates will likely increase by 3.6% and dental rates will increase by 2% for both the City and the School District.

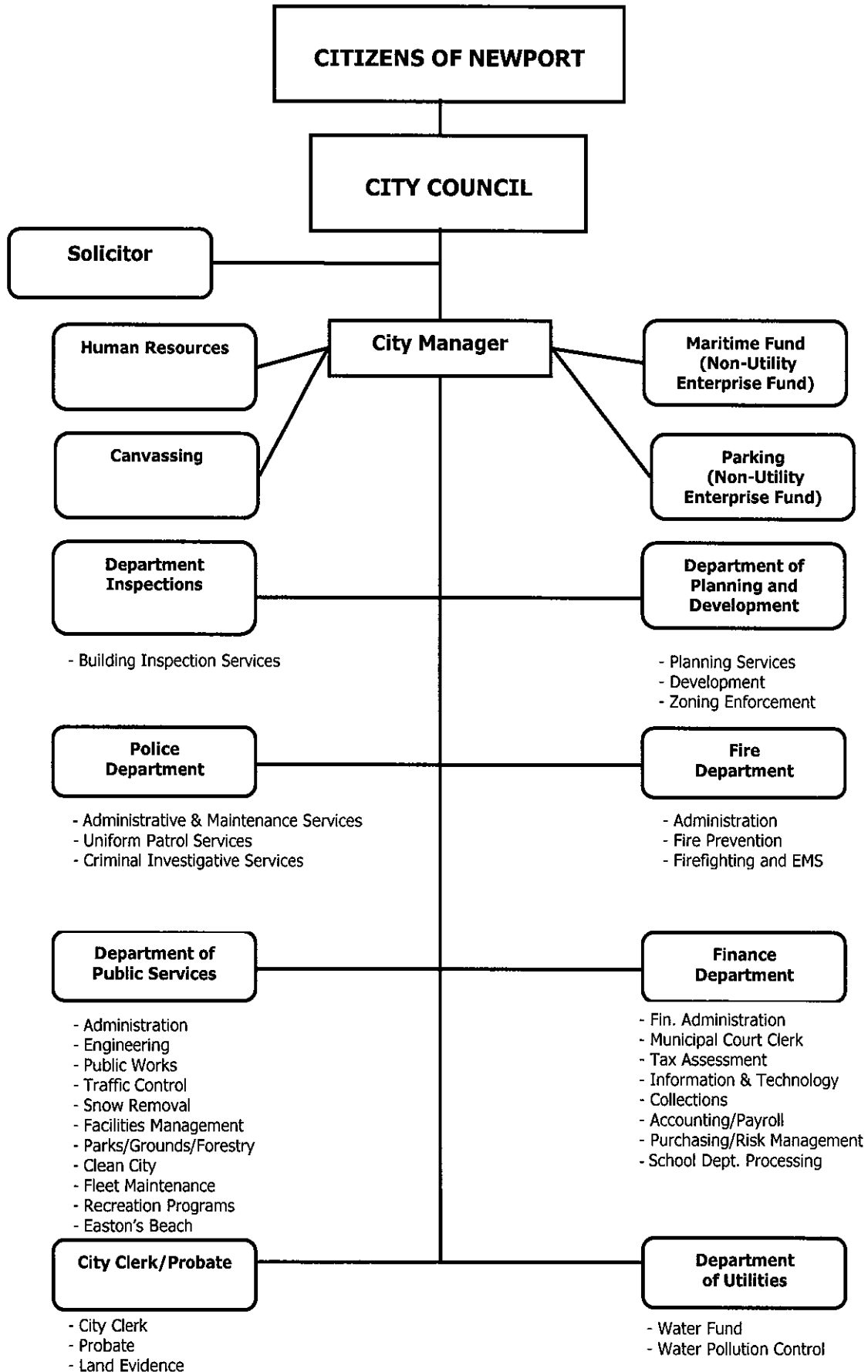
It has been an honor to work with Newport's dedicated staff in preparing the Proposed Budget. Every Department Director spends a lot of time evaluating programs, looking for efficiencies and conscientiously monitoring costs. They all exhibit loyalty and dedication to the City of Newport and its citizens. I would also like to thank the Finance Department for their support and commitment to the preparation of a fiscally sound and responsible budget proposal and, in particular, Elizabeth Sceppa's time commitment and devotion to the actual preparation of the budget document. I look forward to working with the Council in the review, revision, adoption and implementation of this budget.

Respectfully submitted,



Joseph J. Nicholson, Jr., City Manager

# THE CITY OF NEWPORT, RI





## FY2024 Budget Highlights

	FY2023	FY2024	Over FY2023
Expenditures for all funds	\$ 149,549,319	\$ 250,872,521	67.75%
General Fund tax levy	\$ 82,949,013	\$ 85,744,973	3.37%
General Fund revenues	\$ 105,030,930	\$ 111,453,541	6.11%
Tax rate, residential - Owner Occupied	\$ 9.61	\$ 9.92	3.23%
Tax rate - residential-NonOwner Occupied	\$ 9.61	\$ 10.93	13.74%
Tax rate, commercial	\$ 14.41	\$ 14.88	3.26%
Tax rate, personal property	\$ 14.41	\$ 14.88	3.26%
Tax rate, motor vehicle	\$ 23.45	\$ -	-100.00%
Transfer to schools operations	\$ 27,277,681	\$ 27,824,623	2.01%
Transfers to Capital Projects Funds	\$ 4,206,462	\$ 4,782,096	13.68%

- One-cent on the real property tax rate is equivalent to approximately \$59,208
- General Fund Balance is at 26.46% of budgeted General Fund expenditures

**CITY OF NEWPORT  
FINANCIAL PROJECTIONS - SCHOOL AND CITY GENERAL FUNDS  
FY2024 - FY2028**

<b>Combined School and City General</b>	<b>Adopted FY2024</b>	<b>Proposed FY2025</b>	<b>Proposed FY2026</b>	<b>Projected FY2027</b>	<b>Projected FY2028</b>
<b>Education Expenditures</b>					
Salaries	\$ 27,110,322	\$ 28,152,528	\$ 28,715,579	\$ 29,289,891	\$ 29,875,688
Employee Benefits	11,604,060	12,184,263	12,793,476	13,433,150	14,104,807
Purchased Services/Operating Expenses	8,069,884	8,231,282	8,395,907	8,563,825	8,735,102
<b>Total Education Expenditures</b>	<b>46,784,266</b>	<b>48,568,073</b>	<b>49,904,962</b>	<b>51,286,866</b>	<b>52,715,598</b>
<b>Education Revenues</b>					
Municipal Appropriations	27,824,623	28,381,115	28,948,737	29,527,712	30,118,266
Local Revenues	2,312,534	2,358,785	2,405,960	2,454,080	2,503,161
State Aid	15,633,109	15,633,109	15,633,109	15,633,109	15,633,109
Federal Aid	1,014,000	1,014,000	1,014,000	1,014,000	1,014,000
<b>Total Education Revenues</b>	<b>46,784,266</b>	<b>47,387,009</b>	<b>48,001,807</b>	<b>48,628,901</b>	<b>49,268,536</b>
<b>Projected Education Surplus (Deficit)</b>	<b>\$ -</b>	<b>\$ (1,181,064)</b>	<b>\$ (1,903,156)</b>	<b>\$ (2,657,965)</b>	<b>\$ (3,447,061)</b>
<b>Municipal Expenditures</b>					
Salaries	\$ 30,125,001	\$ 30,114,841	\$ 30,717,138	\$ 31,331,481	\$ 31,958,110
Employee Benefits	23,619,208	21,577,705	22,656,590	23,789,420	24,978,891
Purchased Services/Operating Expenses	14,620,315	17,255,933	17,601,052	17,953,073	18,312,134
Reserves	520,000	1,270,000	520,000	520,000	520,000
Capital Expenses and Transfers	4,782,096	5,116,422	4,830,166	4,573,286	2,925,000
Municipal Debt Service	1,099,796	1,097,965	-	-	-
School Debt Service (paid by City)	6,582,362	6,513,804	9,166,358	8,750,853	8,691,592 *
Appropriation for Newport Public Library	2,012,090	2,052,332	2,093,379	2,135,246	2,177,951
Appropriation for Schools	27,824,623	28,381,115	28,948,737	29,527,712	30,118,266
Civic Support	268,050	243,050	243,050	243,050	243,050
<b>Total Municipal Expenditures</b>	<b>111,453,541</b>	<b>113,623,167</b>	<b>116,776,470</b>	<b>118,824,120</b>	<b>119,924,995</b>
<b>Municipal Revenues</b>					
Local Property Tax	86,089,973	89,568,824	89,568,824	89,568,824	89,568,824
Local Non-Property Tax Revenues	6,600,000	6,600,000	6,700,000	6,800,000	6,900,000
State and Federal Aid	5,362,315	5,211,790	8,818,960	8,821,323	8,820,010 *
Charges and Fees for Services	11,805,903	11,785,903	11,806,000	11,806,000	11,806,000
Use of Money and Property/Contributions	782,350	496,500	496,500	496,500	496,500
Appropriations of Fund Balance	760,000	-	-	-	-
Transfers	53,000	-	-	-	-
<b>Total Municipal Revenues</b>	<b>111,453,541</b>	<b>113,663,017</b>	<b>117,390,284</b>	<b>117,492,647</b>	<b>117,591,334</b>
<b>Projected Municipal Surplus (Deficit)</b>	<b>\$ -</b>	<b>\$ 39,850</b>	<b>\$ 613,814</b>	<b>\$ (1,331,473)</b>	<b>\$ (2,333,661)</b>
<b>Combined Municipal and School Surplus (Deficit)</b>	<b>\$ -</b>	<b>\$ (1,141,214)</b>	<b>\$ (1,289,341)</b>	<b>\$ (3,989,439)</b>	<b>\$ (5,780,722)</b>

**Assumptions:**

- \* Debt Service increases and State Aid increases to cover facilities needs in the Schools.
- 1. Salaries, purchased services and operating expenses are assumed to increase by 2% per year.
- 2. Benefits are assumed to increase by 5.0% in FY2024 & FY2025 on the municipal side and 5% each year on the school side.
- 3. Municipal property tax increases are per the Adopted Budget. We have not assumed any increase for later years.
- 4. School local revenues are assumed to increase by 2% per year.






## **THE CITY OF NEWPORT, RHODE ISLAND**

Newport is located at the southern end of Aquidneck Island in Narragansett Bay, about 30 miles southeast of Rhode Island's capital of Providence. The City is bounded by the Atlantic Ocean on the east and the south, Narragansett Bay on the west, and by the Town of Middletown on the northeast. Newport is 11 square miles in size, with 7.7 square miles of land and 3.3 square miles of inland water. Location is readily accessible to the west by Interstate 95 via the Jamestown and Pell Bridges, and to the north by Routes 24 and Interstate 195 via the Mount Hope Bridge and the Sakonnet River Bridge.



Mayor and City Council



Angela McCalla First Ward Mark D. Aramli At Large Lynn Underwood Ceglie At Large & Vice-Chair Xaykham Khamsyvovong Mayor David Carlin III Third Ward Charles M. Holder Second Ward Jeanne-Marie Napolitano At Large

**GOVERNMENT**

Newport was founded in 1639, incorporated as a City in 1784, and rechartered in 1853. The City operates under a Home Rule Charter, adopted in 1953, providing for a council/city manager form of government. There is a seven-member City Council headed by its Chairperson, who is elected by the Council and also holds the title of Mayor. All legislative powers of the City are vested in the City Council by the Charter, including the ordering of any tax, making appropriations, and transacting any other business pertaining to the financial affairs of the City.

Four members of the City Council are elected at large and the remaining three members are elected from the three wards, all for a two-year term. The new council was elected in November, 2020. The Charter grants to the City Council all powers to enact, amend, or repeal ordinances relating to the City's property, affairs and government, including the power to create offices, departments or agencies of the City, to preserve the public peace, health and safety, to establish personnel policies, to authorize the issuance of bonds, and to provide for an annual audit.

The City Manager is appointed by a majority vote of the City Council. The City Manager is the chief administrative officer. The Charter grants to the City Manager the authority to appoint or remove all officers or employees of the City, to prepare and submit to the City Council the annual budget and annual report of the City, to recommend pay schedules for City employees, and to recommend to the Council the adoption of such measures as he/she may deem necessary for the health, safety or welfare of the City.

**ECONOMY**

From its early years when commerce involved the whale-oil trade, to today's highly sophisticated research in electronic submarine warfare, the seaport has continued to play a vital role in Newport's economy. The United States Navy, beginning with the founding of the Naval War College in 1884, influenced the development of the City and continues to do so as one of the major contributors to the local economy.

Newport's location, natural and cultural resources, and sense of history are responsible for the growth of tourism into a primary source of revenue. The third largest economic factor in Newport, the service sector, has benefited by both the defense and tourism industries.



***Tourism***

As the State's principal tourist center and resort community, Newport is visited annually by millions of tourists who attend special events, sail, and view the City's mansions and other attractions. The City's popularity has stimulated significant private investment in retail shopping facilities, hotels, timeshare units, restaurants, clubs, and other tourist-oriented enterprises.

The H.J. Donnelly III Visitors Center, reports over 500,000 visitors seeking information in the Center annually. The Visitor Center, located in the center of Historic Newport, is open seven days a week, providing residents and visitors with information on area attractions, accommodations, events, and restaurants. The International Tennis Hall of Fame and the Sailing Hall of Fame are both located in Newport.

***Recreation***

The City of Newport has some of the best private facilities for boating enthusiasts in the state. There are two public beaches operated May through September, and the area is famous for past America's Cup Races, current Volvo Race stops, and the Olympic Sailing Trials. There are numerous public recreational facilities, including 17 tennis courts, 16 multi-purpose play fields, 16 playgrounds, and one gymnasium, which are available for residents' use. The City also has a Senior Citizens' Center.

***Library***

The Newport Public Library was founded in 1869. Newport has the distinction of having not only one of the first public libraries in the country, but also the first private library, still in operation -- the Redwood Library.

***High Technology and Defense-Related Business***

There are estimated 21,200 individuals in defense-related jobs on Aquidneck Island. The City is also attracting companies involved in advanced and cutting-edge technology, as well as companies that study and invest in marine technology and resiliency efforts. These workers represent a very highly skilled component of the local labor force. Newport's first work-space innovation center opened in April 2019.

The Navy is the island's largest single employer, employing approximately 9,000 military and civilian personnel. The Navy's presence in Newport is dominated by its work in education, training and research programs. Among the largest institutions involved with research programs is the Naval Underwater Warfare Center (NUWC), which has been designated by the Defense Department as a "superlab" for doing undersea warfare research. The U. S. Navy Base or its related facilities have not been identified for any base closure or reduction.

***Service Center***

Within the City of Newport, the majority of private employment was in the service sector. Although most of the service jobs are to be found in hotel/motel, social services, and health fields, other important services industries in Newport include educational services and business services. Newport's inventory of office space attracts professional service firms, such as medical offices and legal services. Business services include, among others, building maintenance, personnel supply, and computer and data processing services. Computer and data processing, and engineering and management services are major sources of jobs at the regional level.

***Retail Trade Industry***

The retail industry represents the third largest source of private employment within Newport. These include jobs in specialty retail, which includes galleries, gift shops, antique shops, and apparel and accessories. Retail and restaurant employment can swell by as many as 1,500 jobs during the peak summer season.

Recreational, or specialty retail, also plays an important role in Newport's visitor industry and provides shopping opportunities for visitors as well as serving Newport residents. The primary shopping areas in Newport are located on Thames Street, America's Cup Avenue, and Bellevue Avenue. The many antique shops and art galleries in Newport add to the City's historic and cultural character.

***Health and Safety***

The City provides a comprehensive array of health and safety facilities whose mission is the care and protection of its citizens and visitors. These include three fire stations, one police station, one hospital and several medical care facilities.

***Education***

The importance of investing in the future of our children, community, state and country is mirrored in the City Council's Mission Statement. The City of Newport houses ten private preschools, one private elementary/middle school, the elementary Claiborne Pell School, Thompson Middle School, Newport Area Career and Technical Center, and Rogers High School. Secondary schools include the Community College of Rhode Island and Salve Regina University.

### Community Profile

<u>City Government</u>		<u>Economic Indicators - continued</u>				
Established in	1639	<b>City Finances</b>				
Date of Incorporation	1784	<u>Bond Ratings</u>				
Form of Government	Council-City Manager	Standard & Poor's	AA+			
Number of Full-Time City Positions (FY 23/24)	389	<b>Newport County Employment *</b>				
<b>Physiographic</b>		<b>Civilian Employment by Industry</b>		<b>2020</b>	<b>2017</b>	
<b>Land Area</b>		<b>Average Annual # of Employed Persons</b>				
Square Miles	7.94	Agriculture/Fishing/Forestry/Mining	91	77		
Acres of Public Parks & Open Space	427	Construction	692	582		
Total Acres of Parks & Open Space per 1,000 Population	16.97	Manufacturing	912	774		
Paved - Lane Miles	96.8	Wholesale Trade	320	289		
Sidewalk Miles	82	Retail Trade	1,375	972		
		Transport/Utilities/Warehousing	463	311		
		Information	285	172		
		Finance, Insurance, Real Estate	803	721		
		Professional/Scientific/Mngmt & Admin & Waste Manage Services	1,558	1,360		
		Education & Health/Social Services	2,514	3,422		
		Leisure & Hospitality/Food Srvs	2,348	2,493		
<b>Utilities</b>		Public Administration	638	577		
Telephone	Verizon/AT&T/BCN	Other, except Public Administration	649	606		
Electric and Gas	Rhode Island Energy	Total Covered Private	12,648	12,356		
Oil	Various					
Water	City of Newport	<b>Unemployment Rate</b>	<b>2023</b>	<b>2022</b>	<b>% Change</b>	
Sewer	City of Newport	City of Newport	2.1	2.8	-25.00%	
		Rhode Island	3.1	3.5	-11.43%	
		New England	3.9	3.5	11.43%	
		U.S.	3.4	4.0	-15.00%	
<b>Economic Indicators</b>		<b>Tourism</b>		<b>2022</b>	<b>2021</b>	<b>% Change</b>
<b>Largest Private Employers (2022 )</b>		Number of Hotel/				
Salve Regina University	921	Motel & B&B Rooms	2013*	2,213	-9.04%	
Lifespan	831	Occupancy Rate (Estimate)	57.00%	55.60%	2.52%	
Pangaea Logistics Solutions	750	Average Daily Rate (Estimate- includes inns & B&Bs)	\$333.43	\$303.64	9.81%	
Newport Restaurant Group	513	<b>Median Household Income</b>	<u>2021</u>	<u>2019</u>		
Gurney's Newport Resort & Marina	231	Newport County	\$ 77,082	\$ 79,454	-2.99%	
<b>Largest Public Employers (2018)</b>		State of Rhode Island	\$ 74,489	\$ 71,169	4.66%	
Naval Station Newport	4,200					
City of Newport	766					

\* United States Census Bureau - <https://data.census.gov/>

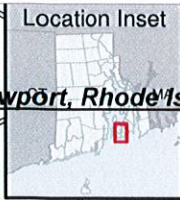
<p><b>Proposed Taxes</b>  <u>Real Property Tax Rate</u>                  FY 23-24: \$9.92 per \$1000 assessed res. value, owner-occupied                  FY 23-24: \$10.93 per \$1000 assessed res. value, non owner-occupied                  FY 23-24: \$14.88 per \$1000 assessed comm. value</p> <p>FY 22-23: \$9.61 per \$1000 assessed res. value                  FY 22-23: \$14.41 per \$1000 assessed comm. value</p> <p>FY 23-24 value of one-cent on the Real Property Tax Rate                      Approx. \$59,208</p> <p><b>Population</b>                  2020 U.S. Census                                      25,163                  2010 U.S. Census                                      24,672                  2000 U.S. Census                                      26,475</p> <p><b>Households</b>                  2020 U.S. Census                                      10,065                  2010 U.S. Census                                      10,616                  2000 U.S. Census                                      13,226</p> <p><b>Average Household Size</b>                  2020 U.S. Census                                      2.12                  2010 U.S. Census                                      2.05</p> <p><b>Age (2020 Census)</b>                  (1-19)    19.50%                  (20-34)    18.60%                  (35-64)     38.80%                  (65+)    23.10%                  Median Age (2020)                                    35.6</p>	<p><b>Race and Ethnicity (2020 Census)</b>                  White (Non-Hispanic)                              77.2%                  African American                                      5.5%                  Hispanic (all races)                                  10.1%                  Other    4.4%                  Asian &amp; Pacific Islander                            2.0%                  American Indian and Alaskan Native            0.8%                  Total*    100.0%</p> <p><b>Registered Voters</b>                  Nov-20    15,936</p> <p><b>Housing</b>  <u>Housing Stock - June, 2022</u>                  Single Family    5,232                      5,693                  Multifamily    7,848                      7,447                  Total    13,080                      13,140</p> <p><u>Affordable Housing (15.63%)</u>                  Number of yr round housing units                11,657                      11,655                  Housing units that qualify as affordable        1,822                        1,819</p> <p><u>Total Assessed Value (in thousands)</u>                  All Residential Units (less exemptions)    6,311,633                  All Commercial Units (less exemptions)    1,412,103                  All Personal Property Tangible    146,013</p> <p><u>Median Assessed Value of Homes and Condominiums</u>  <table style="width: 100%; border-collapse: collapse;"> <thead> <tr> <th></th> <th style="text-align: center;">2022</th> <th style="text-align: center;">2019</th> </tr> <tr> <th style="text-align: left;"><u>Assessed Value</u></th> <th style="text-align: center;"><u>Median</u></th> <th style="text-align: center;"><u>Median</u></th> </tr> </thead> <tbody> <tr> <td>Single Family</td> <td style="text-align: right;">540,300</td> <td style="text-align: right;">4,410,000</td> </tr> <tr> <td>Residentials. Condo</td> <td style="text-align: right;">342,900</td> <td style="text-align: right;">291,000</td> </tr> <tr> <td>Two-Five Family</td> <td style="text-align: right;">577,900</td> <td style="text-align: right;">517,650</td> </tr> <tr> <td>Estate</td> <td style="text-align: right;">2,384,800</td> <td></td> </tr> </tbody> </table> </p>		2022	2019	<u>Assessed Value</u>	<u>Median</u>	<u>Median</u>	Single Family	540,300	4,410,000	Residentials. Condo	342,900	291,000	Two-Five Family	577,900	517,650	Estate	2,384,800	
	2022	2019																	
<u>Assessed Value</u>	<u>Median</u>	<u>Median</u>																	
Single Family	540,300	4,410,000																	
Residentials. Condo	342,900	291,000																	
Two-Five Family	577,900	517,650																	
Estate	2,384,800																		
<p>Source: U.S. Census Bureau 2020 Census</p>																			



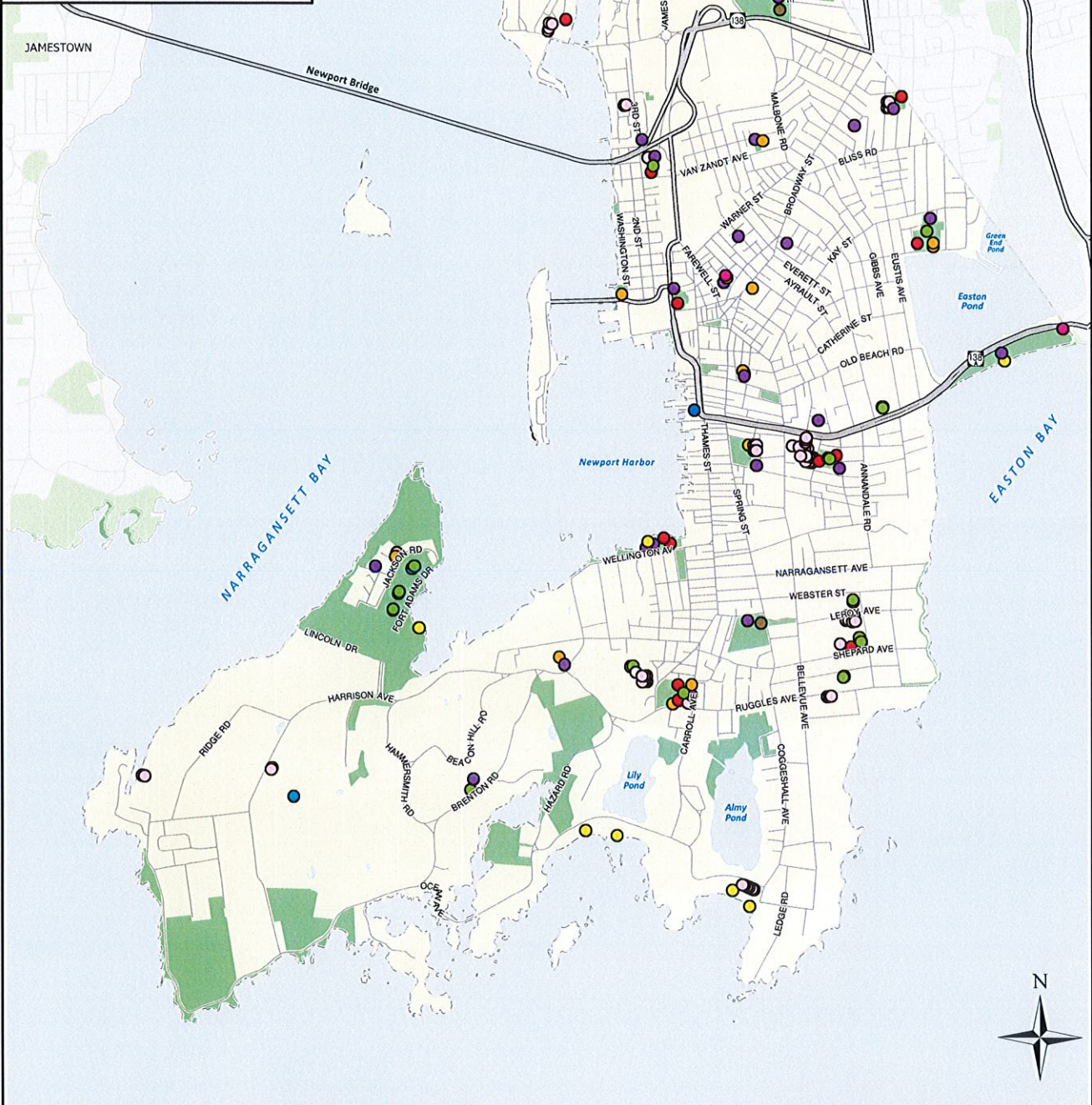
# RECREATION

FY2024 & FY2023 Adopted Budget

## NEWPORT RHODE ISLAND



City of Newport, Rhode Island



### Map Legend

#### Features

- Highways
- Roads
- Water

#### Boundaries


- Newport
- RI Municipal

#### Recreation

- Baseball
- Basketball
- Beach
- Field Sports
- Golf Course
- Ice Skating

#### Recreation (continued)

- Playground
- Skateboarding
- Tennis
- Track
- Volleyball
- Parks & Conservation Areas



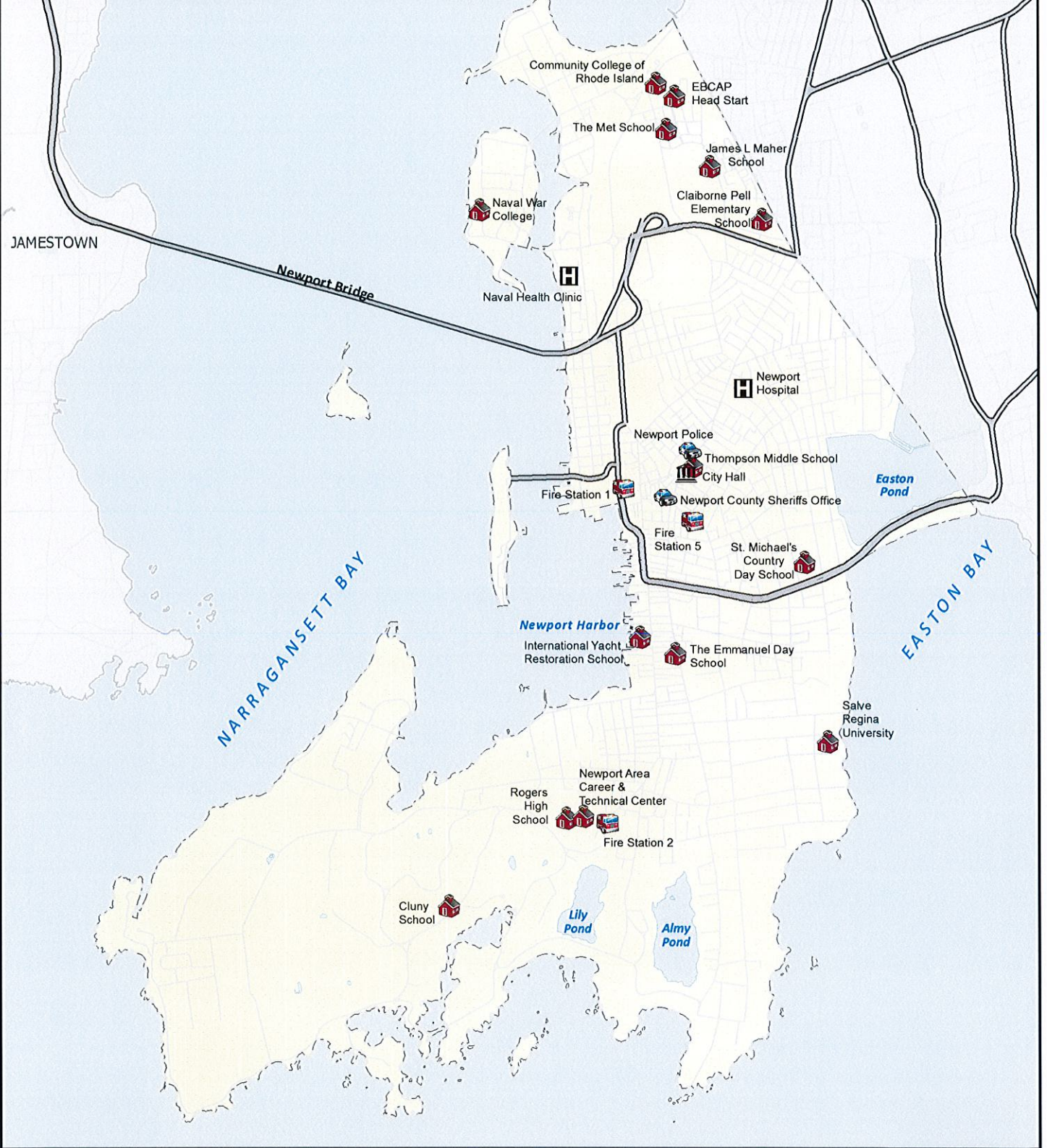
This map is not the product of a Professional Land Survey. It was created by The City of Newport GIS Program for general reference, informational, planning or guidance use, and is not a legally authoritative source as to location of natural or manmade features. Proper interpretation of this map may require the assistance of appropriate professional services. The City of Newport GIS Program makes no warranty, express or implied, related to the spatial accuracy, reliability, completeness, or currentness of this map.








City of Newport, RI  
2014







**Critical Facilities**

-  City Hall
-  Police Stations
-  Hospitals
-  Fire Stations
-  Schools

**Features**

-  Highways
-  Roads
-  Water


**Boundaries**

-  Newport

**Map Legend**



**RIGIS**





# CREATING THE BUDGET DOCUMENT

## SECTION 9-2. - PREPARATION OF BUDGET.

The Manager shall prepare and submit to the Council, at least 180 days prior to the beginning of each fiscal year, a projection of the change in revenues from the current fiscal year to the next fiscal years as well as a projection of anticipated significant expense changes.

The Council shall provide to the Manager, at least 150 days prior to the beginning of each fiscal year, a list of its top priority projects and its administrative expense increase/decrease guidelines for the next fiscal year. This shall include the maximum amount of revenue that may be allocated to the Capital Improvement Program (see [Section 9-19](#)).

The Manager shall prepare and submit to the Council, at least seventy-five days prior to the beginning of each fiscal year, a proposed budget and a budget message containing an explanation of proposed financial policies and the important features of the budget plan. He shall submit at the same time an appropriation ordinance making provision for the conduct of the City government for the ensuing year. Revenues and expenses related to the Council's priorities shall be highlighted. (As amended by Sec. 1, Chapter 40, P.L. 2009.)

## SECTION 9-3. - CONTENTS OF BUDGET.

The proposed budget shall contain the following:

A report and recommendation by the Manager relative to the items contained in the budget; an estimate by the Manager of tax revenues to be received; an itemized estimate of other revenues to be received which shall contain a schedule of estimated income from trust and pension funds and the application thereof; a schedule of bond debt retirement and bond interest accruing during the fiscal year; and a schedule of appropriations required to sinking fund and a schedule of capital expenditures and the plan for financing the same.

## SECTION 9-4. - PUBLIC HEARING ON BUDGET.

9-4.1 The Council, at least 60 days prior to the beginning of each fiscal year, shall hold a public hearing on the Manager's proposed budget.

9-4.2 The Manager, at least 30 days prior to the beginning of each fiscal year, shall prepare and present to the Council a revised budget and revenue projection based upon the Council's instructions following the public hearing.

9-4.3 The Council, at least 20 days prior to the beginning of each fiscal year and prior to the Council approving a final budget and appropriation ordinance, shall hold a public hearing on the revised budget. (As amended by Sec. 1, Chapter 40, P.L. 2009.)

**SECTION 9-5. - COUNCIL MAY REVISE PROPOSED BUDGET. ✓**

The Council may insert new items or may increase or decrease the items of the budget as presented by the Manager, but, if it shall increase the total proposed expenditures, it also shall provide for increasing the total anticipated revenues at least to equal the total proposed expenditures.

Any changes approved by the Council shall be noted on a "Budget Revision Schedule", with the City Councilor who proposed the change identified. The Budget Revision Schedule should be appended to the final budget document. (As amended by Sec. 1, Chapter 40, P.L. 2009.)

**SECTION 9-6. - BUDGET AND APPROPRIATION ORDINANCE TO BE PUBLIC RECORD. ✓**

Upon final passage of the appropriation ordinance, such changes as have been made in the ordinance as originally proposed also shall be made in the budget. A copy of the budget and appropriation ordinance shall be placed on file as a public record in the office of the City Clerk.



# Newport City Council Strategic Plan

## **Vision Statement**

Newport is the most livable, diverse, and year-round community in New England; an innovative place to live, work, play, learn, and raise families.

## **Mission**



Provide leadership, direction and governance that continuously improves our community and to be stewards of our natural resources, while preserving our cultural, historic and maritime heritage;



Ensure Newport is a safe, clean and affordable place to live and work and our residents, young and old, enjoy a high quality of life;



Exercise the prudent financial planning and management needed to achieve our strategic goals;



Achieve excellence in everything we do, invest in the future of the community, especially the education of our children, and work closely with our businesses and institutions to sustain a healthy economic and tourism climate for residents and visitors;



Promote and foster outstanding customer service for all who come in contact with the City;



Deliver quality and cost-effective municipal services to residents, businesses, institutions and visitors resulting in the highest achievable levels of customer satisfaction;



Support the use of defined processes, continuous improvement and public participation as key components of our service delivery model; and



Collaborate with the Newport School Department to achieve academic excellence.

Newport City Council Strategic Plan (continued)

The Strategic Plan includes goals and objectives to accomplish four areas of importance:

- Economic Development
- Infrastructure
- Transportation and Mobility
- Communication

Each of the strategic objectives complements the others to fulfill the vision and mission as defined by the City Council. The application of the strategic objectives is defined in the following pages as they pertain to the following four (4) tactical priority areas:

**Economic Development**



Promote business-friendly practices to create a thriving, year-round, diversified economy.

**Objectives:**

1. Provide the conditions that support economic development in infrastructure, transportation, education and regulatory processes.
2. Work to retain and expand existing businesses.
3. Attract new businesses in targeted industries.
4. Identify innovative approaches to create a diverse, year-round, local economy.
5. Enhance quality tourism opportunities.

**Infrastructure**



Provide a comprehensive, well-managed public infrastructure.

**Objectives:**

1. Update an inventory of current infrastructure assets and conditions.
2. Update an infrastructure investment and maintenance schedule.
3. Use the Capital Improvement Program (CIP) as a tool to prioritize and inform asset ownership decisions.
4. Make information available to the public to promote accountability.



Newport City Council Strategic Plan (continued)

**Transportation and Mobility**



Encourage and promote multi-modal transportation alternatives (bus, trolley, harbor shuttle, light rail, bicycles and walking paths) within the City and improve connections to the region.

**Objectives:**

1. Work with non-profit organizations and state and local governments to develop a transportation study.
2. Develop public-private partnerships to maximize shared parking with businesses and non-profit organizations.
3. Create appropriate satellite parking in the North End area.
4. Promote multi-modal transportation alternatives (bus, trolley, harbor shuttle, light rail, bicycles and walking paths) within the City and improve connections to the region.

**Communication**



Provide effective, transparent, two-way communication with the community.

**Objectives:**

1. Improve substantive communications to the community.
2. Improve accessibility to information on City services, programs and projects.
3. Implement state-of-the-art applications that support robust communications.
4. Provide clear reports on the progress of programs and projects.
5. Create the staff capacity to implement communication strategies.

The Strategic Plan is a work in progress. Specific goals and measures are not yet completed, so are not included in this document.



**SPECIFIC BUDGET GUIDELINES**

The long-term goals, objectives and priorities drive many of the decisions made by the City administration and the Council. Specific budget guidelines that were used to develop the proposed operating and capital budgets include:

- Projected revenues must equal or exceed proposed expenditures. *Revenues equal expenditures.*
- Maintain a general fund balance equal to at least 10% of the budgeted general fund expenditures. *Estimated general fund balance at June 30, 2024 and June 30, 2025 is expected to be above 10% of adopted general fund operating expenditures.*
- Minimal increase in staffing. *The budget includes numerous initiatives to combine and train current staff so as to provide efficiencies. The budget also includes initiatives to provide more cost effective and efficient service where possible. The budget includes nine (9) new positions. An Affirmative Action Officer and a Community Liaison have been added to the City Manager’s budget, a clerical position has been added to the Assessor’s Office, two (2) planners have been added to the Planning & Development Department, a short-term rental supervisor has been added to the Zoning Division, and the positions of Utilities Infrastructure Asset Manager, Utilities Engineer and WPC Robotic Camera Operator Inspector have been added to the Dept. of Utilities.*
- Provide a fair but affordable market adjustment in wages for employees to retain parity with other local governments and in accordance with union contracts, where applicable. *The NEA union contract expired on June 30, 2022. The IAFF contract provides a 1.75% cost-of-living adjustment by contract for FY2024. The FOP contract provides a 2.75% cost-of-living adjustment by contract for FY2024. The AFSCME contract provides a \$2,500 cost-of-living adjustment by contract for FY2024. The budget includes a 2.5% cost-of-living adjustment for non-union employees.*
- Other specific budget priorities are listed and detailed in the budget summary section near the beginning of the budget document.

## Financial Policies

The goal of financial policies is to ensure that financial resources are well managed and available to meet the present and future needs of the citizens of the City of Newport. Legal requirements are included herein as they apply to financial policies.

### Budget Policies:

1. The council is responsible for the development and maintenance of a multi-year strategic plan for the City. This plan will include:
  - Mission Statement
  - Long-Range Goals
  - Short-Range Goals
  - Performance Measures

The City's Strategic Plan will be reviewed periodically and progress reported no less often than annually at a public hearing. The City Council shall develop general guidelines for the budget and provide them to the City Manager by December 31 of each year.

2. The Finance Department shall exercise budgetary control over each office, department and agency and shall cause separate accounts to be kept for the items of appropriation, each of which shall show the amount of the appropriation, the amounts paid therefrom, the unpaid obligations against it, and the unencumbered balance.
3. A financial report of budget to actual numbers shall be given to the Council no less than monthly. Revenues must be increased or expenditures decreased in the same fiscal year if deficits should appear or be projected for year-end.
4. A quarterly report of budget, actual and year-end projections shall be filed with the Office of Municipal Affairs, the State Auditor General and the City Council within 30 days after the end of the quarter.
5. The City shall provide an Adopted Budget Survey report to the Office of Municipal Affairs within 30 days of final adoption.
6. The City Manager shall provide a five-year capital improvement plan (CIP) to the City Council by February 1 of each year. The CIP shall be considered by the City Council prior to its consideration of the annual budget.
7. The City's annual operating budget, capital budget and Capital Improvement Program (CIP) shall be coordinated with, and shall be in concert with, the City's Comprehensive Plan, the Harbor Management Plan and other legally adopted plans.

## Budget Policies (continued)

8. Where appropriate, revenues related to expenditures shall be reflected in the proposed budget documents. Recurring revenues should be matched to recurring expenditures to the extent possible and it shall be clearly identified when such is not the case. Significant one-time revenues shall be used for one-time expenditures or capital projects.
9. Budgets must balance which means that budgeted current revenues must be equal to or greater than budgeted current expenditures in the general fund and revenues and other sources of cash must equal or exceed expenditures and other uses of cash in the enterprise funds.
10. The target for the general fund balance reserve shall be two months of revenues where possible but in no event less than 10% of budgeted general fund expenditures.

**Debt Policies:**

1. The City prefers to fund capital improvements, equipment purchases and other major capital projects with current resources or in a "pay-as-you-go" manner. Debt should be limited to projects with significant costs.
2. The term of any bond issue shall not exceed the useful life of the capital project/facility or equipment for which the borrowing is intended. Every effort shall be made to keep the amortization of debt as short as possible.
3. Annual general fund debt service expenditures shall be less than 9% of annual general fund expenditures.
4. Bond proceeds shall be invested in government guaranteed funds that provide immediate liquidity.
5. Bond proceeds shall only be used for the purpose for which the monies were borrowed.
6. Revenue debt levels must comply with revenue bond covenants of debt service coverage ratios (i.e. annual net pledged revenues to annual debt service.)
7. The City shall not use derivatives.
8. The City shall manage its cash in a manner designed to prevent the necessity of utilizing short-term borrowing to meet working capital needs.



**Revenue Policies:**

1. The City should make every effort to diversify revenue sources in order to improve the ability to handle fluctuations in individual sources.
2. Fees and charges shall be set in a manner that allows the City to recoup any administrative or compensation costs associated with providing the service.
3. The City shall deposit all funds within 24 hours of receipt.
4. Annual City revenues shall be projected by an objective and thorough analytical process.
5. Investment of City funds shall emphasize the preservation of principal with safety, liquidity and yield being the primary factors considered.
6. An independent audit shall be performed annually and a management letter given to the City Council.

**Financial Planning Policies:**

1. The budget document shall include long-range goals and any long-range financial projections that may have an impact on the financial condition of the City.
2. A fiscal impact statement shall be prepared for all proposed bargaining contract settlements. The immediate and long-term impacts of negotiated changes shall be disclosed, and the City will hire actuarial and other experts as needed to evaluate the long-term impacts of the proposed agreements. Any fiscal impact statement that includes changes to pension, other post-employment benefits or healthcare benefits shall be provided, along with any underlying actuarial assumptions and support for the actuarial assumptions to the Office of Municipal Affairs in accordance with state law.

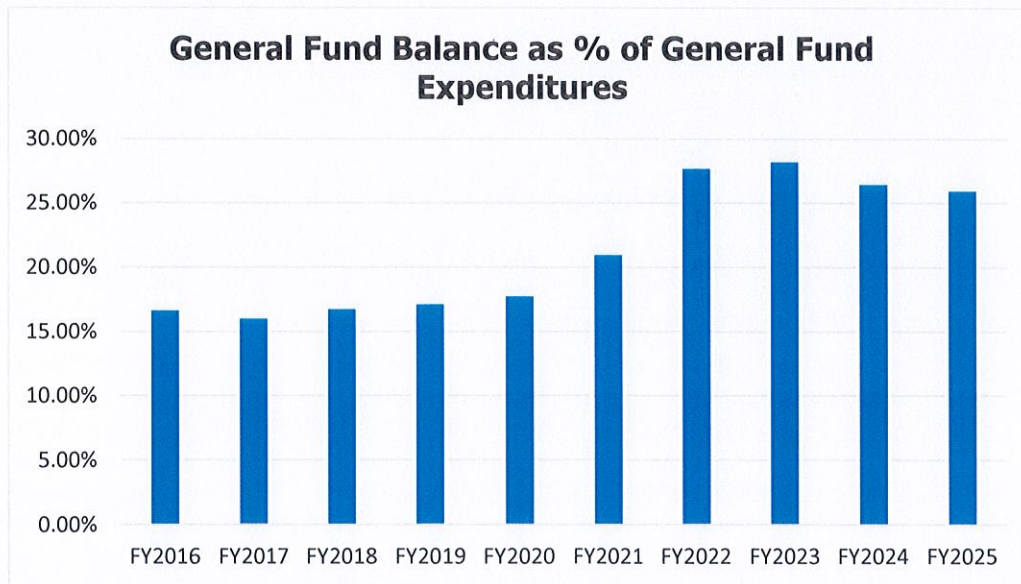
**General Fund Balance**

One of the most important measures of a city's financial strength is the level of its fund balance. Fund balance is defined as the excess of an entity's assets over its liabilities also known as excess revenues over expenditures or net assets. Fund balance comes about when and if a municipality's actual revenues exceed actual expenditures in a given year. This carries over and is either added to or subtracted from the next year's revenues exceed or don't exceed actual expenditures. Fund balance is often known as a reserve, and it allows the City to continue to provide services in the event of revenue shortfalls or unanticipated events. It is also important to preserving the City's bond rating which is currently an AA+ by Standard and Poor's. The goal in the general fund is to maintain two months of revenues in reserve but in no event less than 10% of proposed general fund operating expenditures.

### General Fund Balance - Per Audit

	Amount	General Fund Expenditures	% of General Fund Expenditures	Two Months General Fund Revenues
FY2008-09	8,784,911	75,001,945	11.71%	12,500,324
FY2009-10	10,013,957	75,233,765	13.31%	12,538,961
FY2010-11	9,669,083	77,021,366	12.55%	12,836,894
FY2011-12	11,636,405	77,484,593	15.02%	12,914,099
FY2012-13	13,630,080	79,493,868	17.15%	13,248,978
FY2013-14	11,984,991	84,313,586	14.21%	14,052,264
FY2014-15	14,789,749	86,530,351	17.09%	14,421,725
FY2015-16	14,901,260	89,764,842	16.60%	14,960,807
FY2016-17	14,663,180	91,901,073	15.96%	15,316,846
FY2017-18	15,652,034	93,752,187	16.70%	15,625,365
FY2018-19	16,542,818	96,893,534	17.07%	16,148,922
FY2019-20	17,617,083	99,572,997	17.69%	16,595,500
FY2020-21	19,999,630	95,616,238	20.92%	15,936,040
FY2021-22	27,107,912	97,931,648	27.68%	16,321,941
FY2022-23**	29,485,982	104,552,717	28.20%	17,425,453
FY2023-24*	29,485,982	111,453,541	26.46%	18,575,590
FY2024-25*	29,485,982	113,663,017	25.94%	18,943,836

\* Budgeted Results  
 \*\* Projected Results



## Understanding the Budget

The City's budget is the blueprint for the financial and policy decisions that the City will implement during the fiscal year. The budget is the single most important document we have for establishing control over the direction of change and determining the future; it lays the groundwork for what we hope will be our community's accomplishments in the future.

Within the pages of this document, you will find:

- A fiscal plan
- Revenue and expenditure summaries
- An annual operating program
- A long range planning guide
- A management tool to ensure financial control
- Indicators to ensure accountability and evaluate performance

## Budget Preparation Process

Throughout the year, revenues and expenditures are monitored to enable the City to measure actual income and expenses against those projected in the budget.

The budget process begins in the fall when each department is required to evaluate their five-year capital needs and submit a request to the City Manager. The requests are reviewed and a five-year capital improvement plan (CIP) is prepared and presented to the City Council. The City Council holds a public hearing on the CIP and adopts the plan "in concept". The two-year plan attributable to the proposed biennial operating budget is revised based on available funding and incorporated into the operating budget in June.

The budget is adopted for the General and School Unrestricted Funds on the modified accrual basis with the exception that encumbrances are treated as budgeted expenditures in the year of the commitment to purchase. The operating budget process begins with an analysis of revenues. Revenue estimates are derived from a review of current and projected economic indicators, current and proposed federal and state legislation, knowledge of future events in the City and a review of historic trends (more specific information is provided in the revenue descriptions section of the budget under the revenues tab). The City Manager reviews the preliminary revenue estimates and gives guidelines to the departments for budget preparation. Departmental budgets are submitted to the Finance Department where the budget document is prepared. Revenue projections are refined in March. The City Manager meets with each department and reviews the budget requests in detail and makes final decisions regarding the proposed budget to be sent to the City Council. Estimates are used for the School Department request. By law, local government budgets must be balanced; i.e. expenditures may not exceed revenues.



Budget Preparation Process (continued):

Once presented to Council, the Council reviews the proposed biennial budget and two public hearings are held to provide the public with an opportunity to comment to insure that the budget is responsive to citizen needs. After careful deliberation, the proposed budget, as modified for additions and deletions, is adopted by the City Council as the approved budget.

The budget is adopted on the modified accrual basis with the exception that encumbrances are treated as budgeted expenditures in the year of the commitment to purchase.

The budget, once approved, becomes a legally binding document. The budget can only be amended by the City Council after proper notice and a public hearing. Transfers are allowed within departments upon the approval of the City Manager or their designee.

**Budget Review Schedule**

The following dates are scheduled for City Council’s review and approval of the FY2024 and FY2025 Proposed Biennial Budget:

- February 8, 2023 Council Receives CIP
- February 22, 2023 Public Hearing on Recommended CIP
- March 8, 2023 Adoption “in concept” of CIP

The FY 2024-2028 Capital Improvement Program is revised as needed and incorporated into the FY2024 and FY2025 Proposed Biennial Operating Budget

- FY2024 and FY2025 Budget Overview and Revenue Workshop April 10, 2024
- FY2024 and FY2025 Proposed Biennial Operating Budget Formally Received by Council April 12 2023
- Budget Workshops May 6, 2023  
May 8, 2023  
May 25, 2023  
May 31, 2023
- School Budget Workshop May 22, 2023
- First Public Hearing on Proposed Biennial Operating Budget May 10, 2023
- Second Public Hearing on Proposed Biennial Operating Budget May 24, 2023
- Third Public Hearing and Budget Adoption June 14, 2023

## Organization of the Budget

The City of Newport budgets and reports appropriations and activities in three different ways. The City reports year-end activity in two ways on the financial statements; on government-wide statements and on fund statements. The government-wide financial statements are reported using the economic resources measurement focus and the accrual basis of accounting, as are the proprietary fund and fiduciary fund financial statements. Revenues are recorded when earned and expenses are recorded when a liability is incurred, regardless of the timing of related cash flows. Property taxes are recognized as revenues in the year for which they are levied. Grants and similar items are recognized as revenue as soon as all eligibility requirements imposed by the provider have been met.

Governmental fund financial statements are reported using the current financial resources measurement focus and the modified accrual basis of accounting. Revenues are recognized as soon as they are both measurable and available. Revenues are considered to be available when they are collectible within the current period or soon enough thereafter to pay liabilities of the current period. For this purpose, the government considers revenues to be available if they are collected within 60 days of the end of the current fiscal period. Expenditures generally are recorded when a liability is incurred, as under accrual accounting. However, debt service expenditures, as well as expenditures related to compensated absences and claims and judgments, are recorded only when payment is due. Property taxes, franchise taxes, licenses, and interest associated with the current fiscal period are all considered to be susceptible to accrual and so have been recognized as revenues of the current period. All other revenue items are considered to be measurable and available only when cash is received by the government.

The City reports the following **major governmental funds**:

**The general fund** is the government's primary operating fund. It accounts for all financial resources of the general government, except those required to be accounted for in another fund. The budgetary basis is different than the reporting basis because encumbered amounts are commonly treated as expenditures under the budgetary basis of accounting while encumbrances are never classified as expenditures under the GAAP basis of accounting used for financial statement reporting. Property, plant, equipment and infrastructure additions are included as expense in the General Fund Operating Budget and the Fund Financial Statements. The amounts are reclassified to Fixed Assets, a balance sheet account, and an annual write off of depreciation expense is recorded for government-wide financial statements.

Organization of the Budget (continued):

Major Governmental Funds (continued):

<p>Major Funds</p> <ul style="list-style-type: none"> <li>General Fund                             <ul style="list-style-type: none"> <li>City Council</li> <li>City Manager, Human Resources, and Special Events</li> <li>City Solicitor</li> <li>Canvassing</li> <li>City Clerk, Land Evidence</li> <li>Finance and Information Technology &amp; Communication</li> <li>Police Services</li> <li>Fire Services</li> <li>Public Services, Clean City, Recreation and Easton’s Beach</li> <li>Planning and Development</li> <li>Inspections</li> <li>Fiduciary and Unallocated Expenses</li> </ul> </li> <li>School Unrestricted Fund</li> <li>Capital Projects Fund</li> <li>Community Development Block Grant</li> <li>Permanent Fund</li> <li>Water Fund (enterprise)</li> <li>Water Pollution Control Fund (enterprise)</li> </ul> <p>Non-Major Funds</p> <ul style="list-style-type: none"> <li>School Restricted Fund</li> <li>Substance Abuse Task Force</li> <li>Small Gifts Funds</li> <li>Maritime Fund (enterprise)</li> <li>Parking Fund (enterprise)</li> <li>Property Acquisition Funds</li> <li>Equipment Operations Fund (internal service)</li> <li>Urban Development Action Fund (UDAG)</li> <li>Special Grants Fund</li> <li>Private-Purpose Trust, Pension, and OPEB</li> </ul>
---

**The capital projects fund** accounts for the acquisition of fixed assets or construction of major capital projects for the City, School and Newport Public Library. The budget capital improvement plan includes the proprietary fund projects, but these projects are accounted for in the proprietary funds, not in the capital projects fund for financial statement purposes.



Organization of the Budget (continued):

Major Governmental Funds (continued):

**The school unrestricted fund** is the school's primary operating fund. It accounts for all financial resources of the school, other than those specifically restricted by the provider for certain uses. All school funds are budgeted for by the School Department in a separate document. The only amounts budgeted in the City's annual operating budget document are for approved capital projects, the School's debt service, and the annual City appropriation for school operations.

**The Community Development Block Grant Fund (CDBG fund)** is a special revenue fund, whereby the City receives federal funding to promote specific types of community and economic development. Funds can only be spent in accordance with a legally binding grant agreement. This fund is not budgeted or included in the annual operating budget of the City.

**Permanent funds** are used to account for resources legally held in trust for specific functions, normally provided by governments. In most cases, only the earnings on the principal can be spent. This fund is not budgeted.

The City reports the following **major proprietary funds**:

**The Water Fund** records the costs of collection and treatment of raw water and the distribution of potable water for user consumption and fire protection. The City's water system directly serves retail users throughout Newport and in parts of two neighboring towns. The Water Fund also provides water to the United States Naval Base and customers of a neighboring water and fire district through wholesale contracts. Costs of servicing the users are recovered through both fixed and commodity charges under tariffs regulated by the Rhode Island Public Utilities Commission. The budgetary basis includes encumbered amounts as expenditures. These encumbered amounts are not considered expenditures under both government-wide and fund financial reporting.

**The Water Pollution Control Fund** records the costs of collection and treatment of wastewater, the extraction and treatment of sludge and the discharge of treated effluent. These costs are recovered from the retail customers through rates assessed on their metered water charges; and from contractual agreements with the United States Naval Base and a neighboring town. The budgetary basis includes encumbered amounts as expenditures. These encumbered amounts are not considered expenditures under both government-wide and fund financial reporting.

Organization of the Budget (continued):

Non-Major Funds:

Additionally, the City reports but does not necessarily budget the following fund types:

**Special revenue funds** account for revenue sources that are legally restricted to expenditures for specific purposes. These funds are not budgeted.

**The internal service fund**, a proprietary type fund, is used to account for fleet management services provided to other departments of the government on a cost reimbursement basis. This fund is included in the budget document.

**Enterprise funds** are used to account for those operations that are financed and operated in a manner similar to private business, primarily through user charges. The City's non-major enterprise funds are the Maritime Fund and the Parking Fund. These funds are included in the City's Annual Operating Budget Document. The budgetary basis includes encumbered amounts as expenditures. These encumbered amounts are not considered expenditures under both government-wide and fund financial reporting.

**The pension trust fund** accounts for the activities of the Police Retirement Fund and the Fire Retirement Fund, which accumulate resources for pension benefits to qualified police or fire employees. **The Other Post-Employment Benefits (OPEB) Fund** is a trust fund set up to provide funds for retiree health insurance benefits and police and teacher retiree life insurance benefits. These funds are not budgeted or included in the City's Annual Operating Budget Document.

**Proprietary funds** distinguish operating revenues and expenses from nonoperating items. Operating revenues and expenses generally result from providing services and producing and delivering goods in connection with a proprietary fund's principal ongoing operations. The principal operating revenues of the water fund, the water pollution control fund, the maritime fund, the parking fund, and the City's internal service fund are charges to customers for sales and services. Operating expenses for the proprietary funds include the cost of sales and services, administrative expenses and depreciation on capital assets. All revenues and expenses not meeting this definition are reported as nonoperating revenues and expenses. The Budget separates operating and non-operating items.

Organization of the Budget (continued):

Non-Major Funds (continued):

<b>Fund Type</b>	<b>Included in Budget</b>
Major Funds:	
General Fund	Yes
Capital Projects Fund	Yes
Community Development Block Grant Fund	No
School Unrestricted Fund	No
Water Fund (enterprise)	Yes
Water Pollution Control Fund (enterprise)	Yes
Permanent Fund	No
Non-major Funds:	
Maritime Fund (enterprise)	Yes
Parking Fund (enterprise)	Yes
Equipment Operations Fund (internal service)	Yes
Special Revenue Funds such as UDAG	
Special Grants Fund, School Restricted, Substance Abuse Task Force	No
Pension Trust and OPEB Trust	No
Property Acquisition Fund	No
Small Gift Funds	No



## Performance Measurements

State and local governments have a duty to manage their programs and services as efficiently and effectively as possible and to communicate the results of their efforts to stakeholders. <sup>1</sup> Internal and external stakeholders should be informed of the results in an understandable format. To that end, you will find Performance Measures throughout this Budget Document. Comparative efficiency measures for 2017 through 2021 can be found on the initial pages of each department’s budget section. Comparative effectiveness and output measures follow those pages. Comparative input measures of full time equivalents and total operating and maintenance expenditures are located within the individual divisions of each department’s budget.

Effective performance measures must be tied to the government’s goals and objectives. Otherwise, a government risks falling into the trap of measuring what can be measured rather than what should be measured. <sup>2</sup> New to the pages of each department’s Goals and Measurements are icons that visually tie back to City Council’s Mission Statement and Tactical Priority Areas located on pages 26 - 28 in the front of the budget document. These icons help to identify specific segments of City Council’s overarching Strategic Plan. Their vision includes:

### City Council’s Mission Statement Addresses



Protection of Natural Resources and Heritage,



Public Health, Safety and Quality of Life,




Practice of Prudent Financial Planning and Management,



Pursuit of Excellence,



Fostering of Outstanding Customer Service,



Delivery of Quality and Cost Effective Municipal Services,



Support the use of defined processes, continuous improvement and public participation as key components of our service delivery model; and



Collaborate with the Newport School Department to achieve academic excellence.

<sup>1</sup> GFOA Recommended Practice on Performance Management: Using Performance Measurement for Decision Making (2002) – Updated Performance Measures (1994)

<sup>2</sup> GFOA Recommended Budget Practice on the Establishment of Strategic Plans (2005)

## City Council's Tactical Priority Areas Include



Economic Development



Infrastructure



Transportation and Mobility



Communication

In addition, the Center on Municipal Government Performance of the National Center for Civic Innovation (NCCI) launched its new Government Performance Reporting Trailblazer Grant Program in 2007 in order to encourage governments to involve the public in their performance measurement and reporting process and produce more accessible and engaging reports. As a grantee of the Government Performance Reporting Trailblazer Grant Program, the City is part of a small but growing cadre of governments and government managers who are helping to advance the innovations in citizen-informed performance measurement and reporting. Grantees share their experiences and ideas and support one another in this trailblazing work through a listserv and national meetings. The network of trailblazers includes grantees from the 2003-2006 Demonstration Grant Program, upon which this new program builds. The City continues to produce annual Performance Reports and published its fourteenth consecutive (FY 2019/2020) Annual Performance Report in June 2021. All Annual Performance Reports can be located on the City's website at <http://www.cityofnewport.com/departments/finance/budgets-cafrs-cips>

**CITY OF NEWPORT, RHODE ISLAND**  
**Combined Statement of Revenues and Expenditures - All Funds - GAAP Basis**  
**Fiscal Year 2024 Adopted**

	<b>General Fund</b>	<b>Capital Fund</b>	<b>Water Fund**</b>	<b>Water Pollution Control</b>	<b>Other Business-Type Fund</b>	<b>Equipment Operations Fund</b>	<b>Total</b>
<b>Revenues and Other Financing Sources:</b>							
Local Taxes	\$ 92,689,973						\$ 92,689,973
Intergovernmental Revenues	5,362,315	1,585,000					6,947,315
Service Charges, Licenses	11,805,903	789,850					12,595,753
Use of Money & Property	533,800		90,000	8,500	207,000		839,300
Contributions/Sale of Property	248,550						248,550
User Charges			19,758,942	20,226,397	3,515,400	1,560,411	45,061,150
Transfer From Other Funds	53,000	4,557,096					4,610,096
Other	760,000						760,000
<b>Total Revenues and Other Financing Sources</b>	<b>\$ 111,453,541</b>	<b>\$ 6,931,946</b>	<b>\$ 19,848,942</b>	<b>\$ 20,234,897</b>	<b>\$ 3,722,400</b>	<b>\$ 1,560,411</b>	<b>\$ 163,752,137</b>
<b>Expenditures and Other Financing Uses</b>							
General Government Operations	\$ 9,235,064					\$ 1,560,411	\$ 10,795,475
Public Safety Operations	40,975,905						40,975,905
Public Services	12,450,258						12,450,258
Planning & Development	1,294,441						1,294,441
Building Inspections	669,676						669,676
Civic Support	268,050						268,050
Newport Public Library	2,012,090						2,012,090
Education	27,824,623						27,824,623
Debt Service	7,707,158		2,026,174	1,400,277			11,133,609
Reserves	4,234,180						4,234,180
Utility Services			13,980,760	17,493,752			31,474,512
Harbor Services					1,263,118		1,263,118
Parking Services					1,694,488		1,694,488
Capital Expenditures		100,000,000					100,000,000
Transfer to Other Funds	4,782,096		-				4,782,096
<b>Total Expenditures and Other Financing Uses</b>	<b>\$ 111,453,541</b>	<b>\$ 100,000,000</b>	<b>\$ 16,006,934</b>	<b>\$ 18,894,029</b>	<b>\$ 2,957,606</b>	<b>\$ 1,560,411</b>	<b>\$ 250,872,521</b>
<b>Appropriated Fund Balance</b>							<b>-</b>
<b>Revenues/Sources Over (Under) Expenditures/Uses at June 30</b>	<b>\$ -</b>	<b>\$ (93,068,054)</b>	<b>\$ 3,842,008</b>	<b>\$ 1,340,868</b>	<b>\$ 764,794</b>	<b>\$ -</b>	<b>\$ (87,120,384)</b>

\*\* The Water Fund is regulated by the Rhode Island Public Utilities Commission. The Water Fund is required to make monthly payments into six different restricted cash accounts (reserves) on a monthly basis. The reserves can only be used for specified purposes which include chemical and electric purchases, capital additions, debt service (both principal & interest), health insurance for new retirees, and severance benefits for retirees. Therefore it appears that the water fund will generate excess revenues, but those revenues are required to be put into restricted cash accounts. Capital and principal debt repayment are not considered operating expenses and do not appear on this schedule.

The Water, Water Pollution Control and Other Business-Type Funds are budgeted on a full accrual basis, but revenues are raised to cover cash outlays only. The major differences are for depreciation expense which is considered an operating expense under the full accrual basis, capital expenditures and the repayment of debt principal which are considered cash outflows but are not expenses under the full accrual basis, and bond proceeds which are considered a source of funds on a cash basis.



**CITY OF NEWPORT, RHODE ISLAND**  
**Combined Statement of Revenues and Expenditures - All Funds - GAAP Basis**  
**Fiscal Year 2025 Proposed**

	<u>General Fund</u>	<u>Capital Fund</u>	<u>Water Fund**</u>	<u>Water Pollution Control</u>	<u>Other Business-Type Fund</u>	<u>Equipment Operations Fund</u>	<u>Total</u>
<b>Revenues and Other Financing Sources:</b>							
Local Taxes	\$ 96,168,824						\$ 96,168,824
Intergovernmental Revenues	5,211,790						5,211,790
Service Charges, Licenses	11,785,903	989,850					12,775,753
Use of Money & Property	375,000		90,000	8,500	209,475		682,975
Contributions/Sale of Property	121,500						121,500
User Charges			19,758,942	20,226,397	3,610,400	1,595,039	45,190,778
Transfer From Other Funds		4,891,422					4,891,422
Other							-
<b>Total Revenues and Other Financing Sources</b>	<b>\$ 113,663,017</b>	<b>\$ 5,881,272</b>	<b>\$ 19,848,942</b>	<b>\$ 20,234,897</b>	<b>\$ 3,819,875</b>	<b>\$ 1,595,039</b>	<b>\$ 165,043,042</b>
<b>Expenditures and Other Financing Uses</b>							
General Government Operations	\$ 9,103,705					\$ 1,595,039	\$ 10,698,744
Public Safety Operations	41,552,605						41,552,605
Public Services	12,853,952						12,853,952
Planning & Development	932,527						932,527
Building Inspections	757,000						757,000
Civic Support	145,200						145,200
Newport Public Library	2,052,332						2,052,332
Education	28,518,815						28,518,815
Debt Service	7,636,769		1,843,198	1,544,310			11,024,277
Reserves	4,993,690						4,993,690
Utility Services			14,223,386	17,890,339			32,113,725
Harbor Services					1,198,382		1,198,382
Parking Services					1,710,676		1,710,676
Capital Expenditures		24,012,820					24,012,820
Transfer to Other Funds	5,116,422		-				5,116,422
<b>Total Expenditures and Other Financing Uses</b>	<b>\$ 113,663,017</b>	<b>\$ 24,012,820</b>	<b>\$ 16,066,584</b>	<b>\$ 19,434,649</b>	<b>\$ 2,909,058</b>	<b>\$ 1,595,039</b>	<b>\$ 177,681,167</b>
<b>Appropriated Fund Balance</b>							<b>-</b>
<b>Revenues/Sources Over (Under) Expenditures/Uses at June 30</b>	<b>\$ -</b>	<b>\$ (18,131,548)</b>	<b>\$ 3,782,358</b>	<b>\$ 800,248</b>	<b>\$ 910,817</b>	<b>\$ -</b>	<b>\$ (12,638,125)</b>

\*\* The Water Fund is regulated by the Rhode Island Public Utilities Commission. The Water Fund is required to make monthly payments into six different restricted cash accounts (reserves) on a monthly basis. The reserves can only be used for specified purposes which include chemical and electric purchases, capital additions, debt service (both principal & interest), health insurance for new retirees, and severance benefits for retirees. Therefore it appears that the water fund will generate excess revenues, but those revenues are required to be put into restricted cash accounts. Capital and principal debt repayment are not considered operating expenses and do not appear on this schedule.

The Water, Water Pollution Control and Other Business-Type Funds are budgeted on a full accrual basis, but revenues are raised to cover cash outlays only. The major differences are for depreciation expense which is considered an operating expense under the full accrual basis, capital expenditures and the repayment of debt principal which are considered cash outflows but are not expenses under the full accrual basis, and bond proceeds which are considered a source of funds on a cash basis.

**CITY OF NEWPORT, RHODE ISLAND**  
**Combined Statement of Revenues and Expenditures - All Funds - GAAP Basis (Continued)**  
**Fiscal Year 2024 Adopted & FY2025 Proposed Budgets**

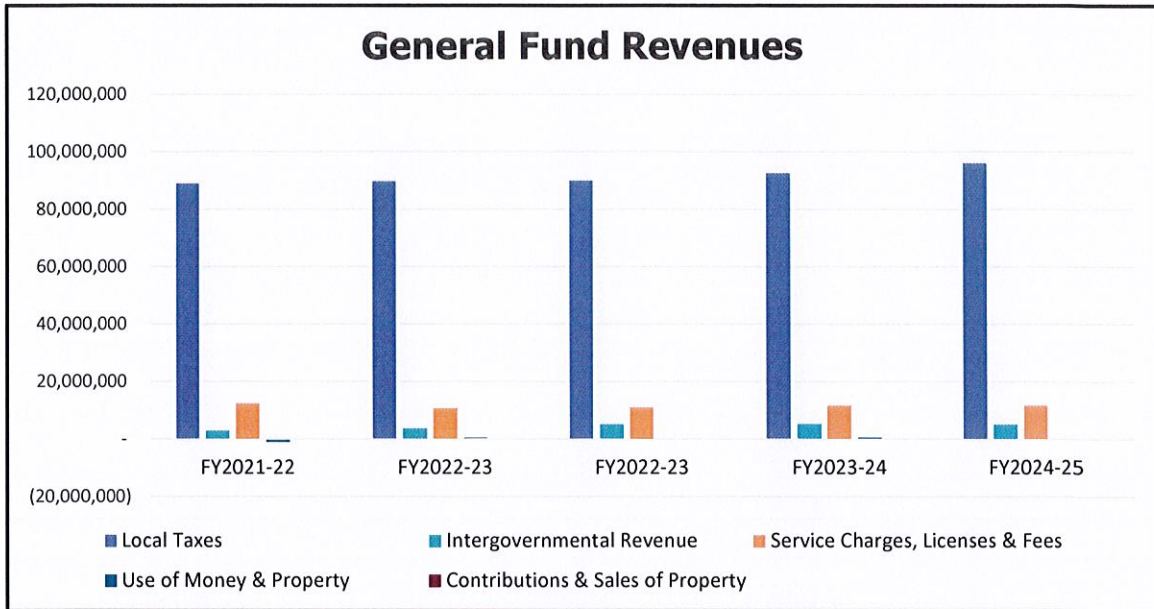
	<b>FY2021-22 ACTUAL</b>	<b>FY2022-23 BUDGET</b>	<b>FY2022-23 PROJECTED</b>	<b>FY2023-24 ADOPTED</b>	<b>FY2024-25 PROPOSED</b>	<b>Percent Change</b>
<b>Revenues and Other Financing Sources:</b>						
Local Taxes	\$ 89,045,609	\$ 89,868,795	\$ 90,094,013	\$ 92,689,973	\$ 96,168,824	3.14%
Intergovernmental Revenues	5,723,386	5,459,782	10,674,731	6,947,315	5,211,790	27.25%
Service Charges, Licenses & Fees	13,160,915	11,440,453	11,733,081	12,595,753	12,775,753	10.10%
Use of Money & Property	(975,407)	650,500	669,503	839,300	682,975	29.02%
Contributions/Sale of Property	1,894,739	111,500	111,500	248,550	121,500	122.91%
User Charges	43,879,576	44,158,468	45,395,513	45,061,150	45,190,778	2.04%
Transfer From Other Funds	5,372,596	4,551,462	4,049,462	4,610,096	4,891,422	1.29%
Other Financing Sources	112,913,145	-	-	760,000	-	
<b>Total Revenues and Other Financing Sources</b>	<b>\$ 271,014,559</b>	<b>\$ 156,240,960</b>	<b>\$ 162,727,803</b>	<b>\$ 163,752,137</b>	<b>\$ 165,043,042</b>	<b>4.81%</b>
<b>Expenditures and Other Financing Uses:</b>						
General Government Operations	9,329,981	9,504,811	9,932,650	10,795,475	10,698,744	13.58%
Public Safety Operations	40,714,764	39,305,897	38,048,258	40,975,905	41,552,605	4.25%
Public Services	9,939,156	11,558,545	12,123,270	12,450,258	12,853,952	7.71%
Planning & Eco. Development	327,134	992,175	995,675	1,294,441	932,527	30.46%
Building, Zoning & Inspections	1,008,021	703,206	703,206	669,676	757,000	-4.77%
Civic Support	144,200	145,200	145,200	268,050	145,200	84.61%
Newport Public Library	2,052,637	1,972,637	1,972,637	2,012,090	2,052,332	2.00%
Education	27,277,681	27,277,681	27,277,681	27,824,623	28,518,815	2.01%
Debt Service	7,001,337	12,282,720	12,247,720	11,133,609	11,024,277	-9.36%
Reserves	1,584,183	2,440,000	2,290,000	4,234,180	4,993,690	73.53%
Utility Services	27,246,859	29,386,062	28,965,573	31,474,512	32,113,725	7.11%
Harbor Services	1,015,302	1,091,814	1,109,789	1,263,118	1,198,382	15.69%
Parking Services	1,262,355	1,539,047	1,548,037	1,694,488	1,710,676	10.10%
Capital Expenditures	15,332,793	6,843,062	15,000,000	100,000,000	24,012,820	1361.33%
Transfer to Other Funds	3,889,562	4,506,462	4,486,462	4,782,096	5,116,422	6.12%
<b>Total Expenditures and Other Financing Uses</b>	<b>148,125,965</b>	<b>149,549,319</b>	<b>156,846,158</b>	<b>250,872,521</b>	<b>177,681,167</b>	<b>67.75%</b>
<b>Appropriated Fund Balance</b>						
<b>Revenues/Sources Over (Under)</b>						
<b>Expenditures/Uses at June 30</b>	<b>\$ 122,888,594</b>	<b>\$ 6,691,641</b>	<b>\$ 5,881,645</b>	<b>\$ (87,120,384)</b>	<b>\$ (12,638,125)</b>	

**City of Newport, Rhode Island  
Summary Revenues and Expenditures - All Funds  
FY2024 Adopted and FY2025 Proposed Budgets**

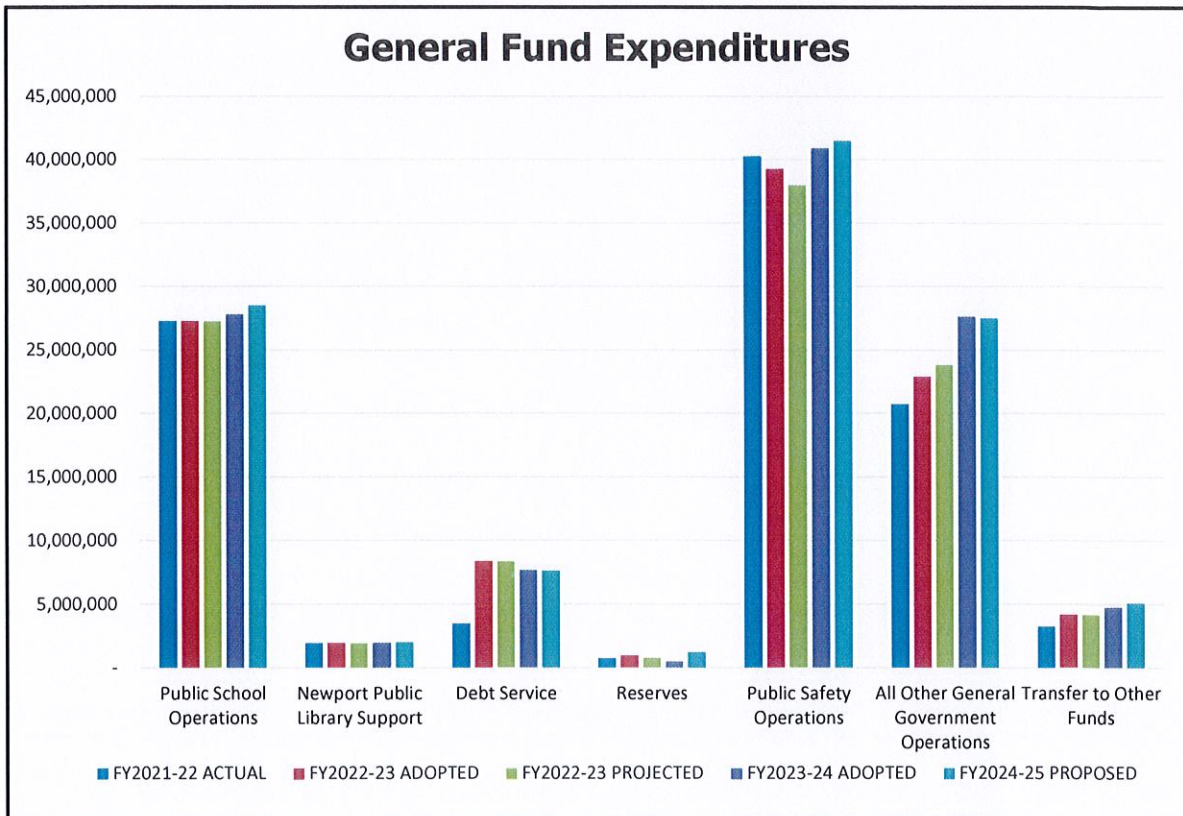
	<b>FY2021-22 ACTUAL</b>	<b>FY2022-23 ADOPTED</b>	<b>FY2022-23 PROJECTED</b>	<b>FY2023-24 ADOPTED</b>
<b>General Fund:</b>				
Revenues:				
Local Taxes	89,045,609	89,868,795	90,094,013	92,689,973
Intergovernmental Revenue	3,021,488	3,779,782	5,248,793	5,362,315
Service Charges, Licenses & Fees	12,449,315	10,828,853	11,121,481	11,805,903
Use of Money & Property	(986,205)	442,000	355,000	533,800
Contributions & Sales of Property	207,755	111,500	111,500	248,550
Operating transfers in	-	-	-	813,000
<b>Total Revenues &amp; Other Sources</b>	<b>103,737,962</b>	<b>105,030,930</b>	<b>106,930,787</b>	<b>111,453,541</b>
Expenditures:				
Public School Operations	27,277,681	27,277,681	27,277,681	27,824,623
Newport Public Library Support	1,972,637	1,972,637	1,972,637	2,012,090
Debt Service	3,519,205	8,400,382	8,365,382	7,707,158
Reserves	785,673	965,000	815,000	520,000
Public Safety Operations	40,342,874	39,305,897	38,048,258	40,975,905
All Other General Government Operations	20,739,016	22,902,871	23,867,297	27,631,669
Transfer to Other Funds	3,294,562	4,206,462	4,206,462	4,782,096
<b>Total Expenditures</b>	<b>97,931,648</b>	<b>105,030,930</b>	<b>104,552,717</b>	<b>111,453,541</b>
<b>Maritime Fund:</b>				
Revenue	866,383	1,091,500	1,306,000	1,454,000
Programmed (Source) Use of Cash	-	136,314	(303,211)	102,118
Expenditures	1,016,538	1,091,814	1,109,789	1,263,118
Transfer to Other Funds	475,000	-	100,000	-
Capital Expenditures	-	300,000	-	500,000
<b>Equipment Operations Fund:</b>				
Revenue	1,473,276	1,476,066	1,487,704	1,560,411
Expenditures	1,473,276	1,476,066	1,487,704	1,560,411
<b>Parking Fund:</b>				
Revenue	2,096,444	1,958,275	2,287,799	2,268,400
Programmed (Source) Use of Cash	-	332,353	(40,890)	39,960
Expenditures	1,271,747	1,539,047	1,548,037	1,694,488
Transfer to Other Funds	200,000	-	-	-
Capital Expenditures	-	872,588	810,000	725,000
<b>Water Pollution Control Fund:</b>				
Revenue	20,359,468	20,002,325	22,124,119	20,342,051
Programmed (Source) Use of Cash	-	3,201,097	-	1,404,694
Bond Proceeds	-	12,000,000	12,000,000	-
Expenditures	17,255,511	17,898,972	17,734,492	18,894,029
Capital Additions	-	17,520,000	16,920,078	3,750,000
Principal Debt Repayment	-	4,894,450	4,894,450	4,602,716
<b>Water Fund:</b>				
Revenue	19,075,376	19,838,802	20,538,727	19,848,942
From Restricted Reserves	-	74,456	-	357,955
Bond Proceeds	-	500,000	500,000	-
Expenditures	15,243,550	15,369,428	15,113,419	16,006,934
Capital Additions	-	3,011,500	3,521,300	2,251,500
Principal Debt Repayment	-	4,882,330	4,882,330	5,150,463
<b>Capital Project Fund:</b>				
Revenue	4,606,944	611,600	611,600	789,850
Operating Transfers In	5,372,596	4,506,462	4,386,462	5,460,848
Bond Proceeds	98,500,000	-	-	-
Bond Premium	14,413,145	-	-	-
Expenditures	15,039,391	6,296,302	6,296,302	61,120,736
Operating Transfers Out	-	-	-	-



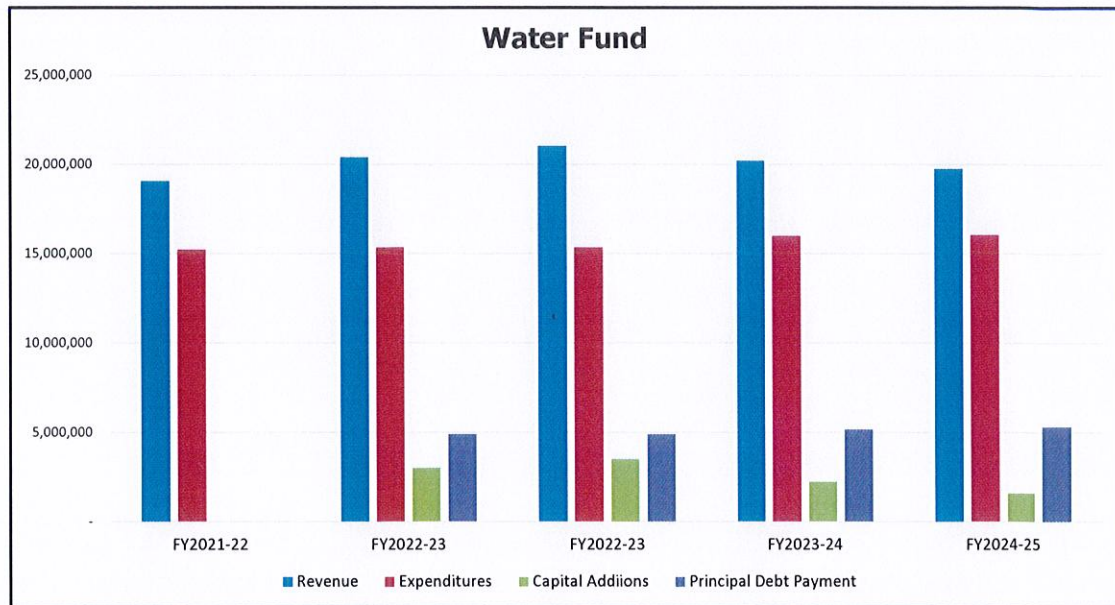
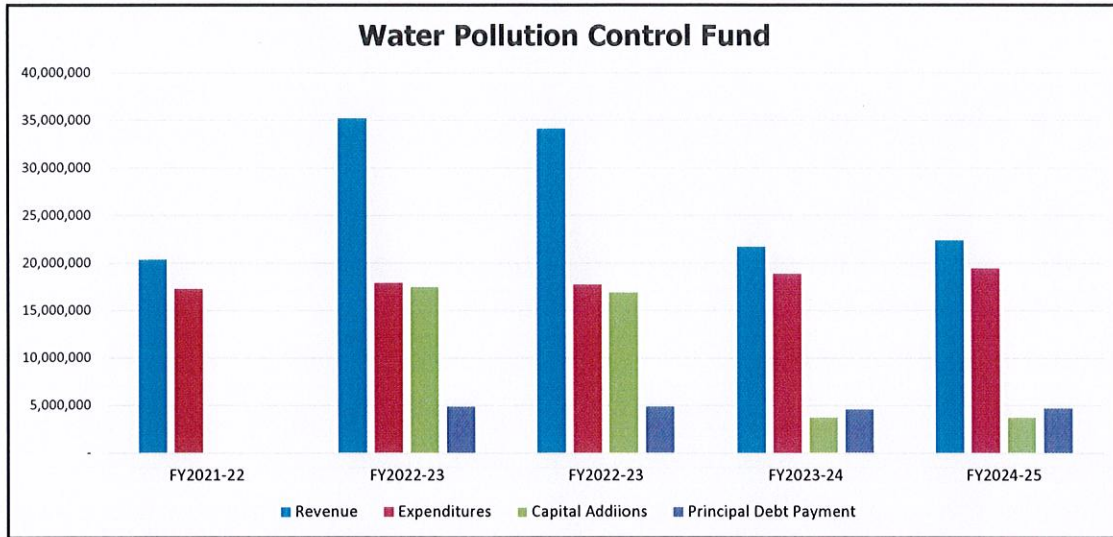
**City of Newport, Rhode Island  
Summary Budget Information  
FY2024 Adopted and FY2025 Proposed Budgets**



Graphic representation of actual, budgeted, estimated and proposed general fund revenues and expenditures in summary format

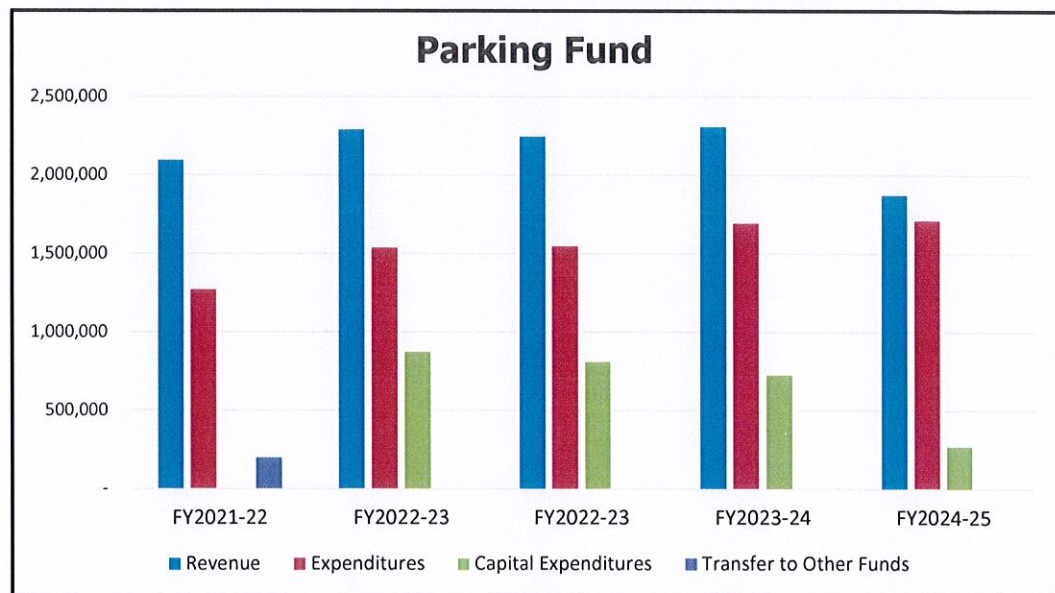
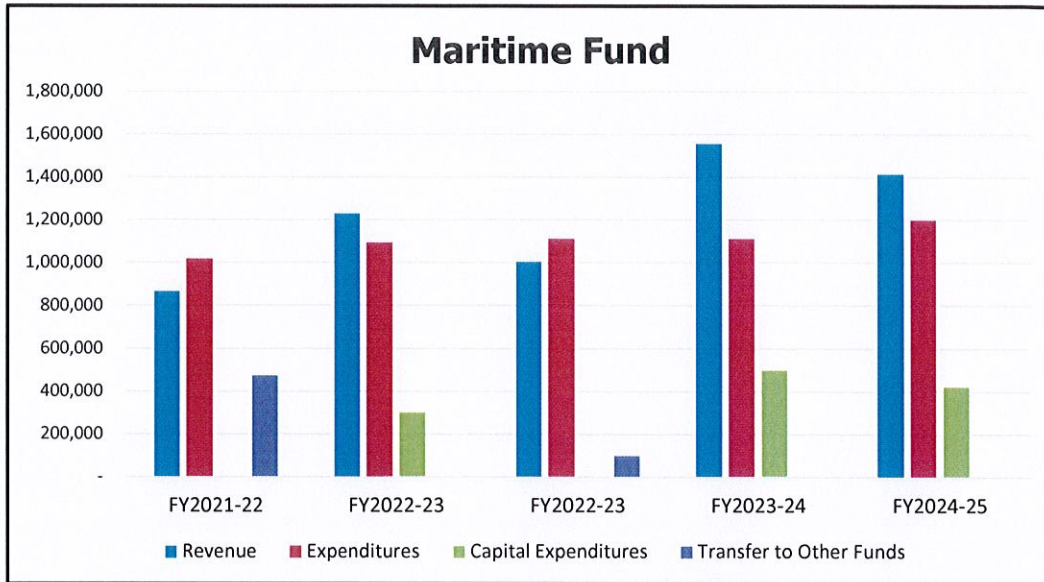


**City of Newport, Rhode Island  
Summary Budget Information  
FY2024 Adopted and FY2025 Proposed Budgets**



Graphic representation of actual, budgeted, estimated and adopted revenues and expenditures in summary format

**City of Newport, Rhode Island  
Summary Budget Information  
FY2024 Adopted and FY2025 Proposed Budgets**



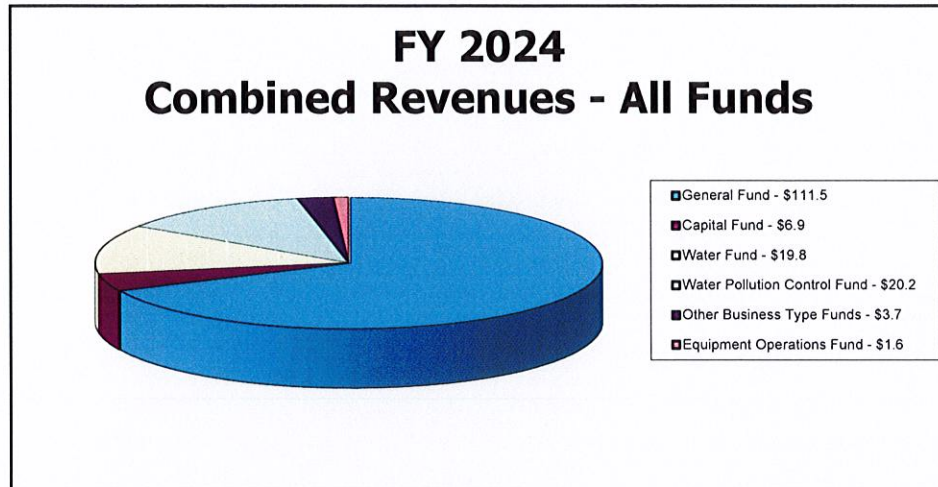
Graphic representation of actual, budgeted, estimated and adopted revenues and expenditures in summary format



**CITY OF NEWPORT, RHODE ISLAND**

**COMBINED REVENUES – ALL BUDGETED FUNDS**

The City of Newport adopted combined revenues of \$163,752,137 for Fiscal Year 2024 and \$165,043,042 for the Fiscal Year 2025 budgeted funds.



Combined revenues for all funds are adopted at an increase of 4.81% over the next fiscal year from last year.

The City of Newport General Fund Revenues for fiscal year 2024 are adopted at an increase of \$6,422,610 (6.1%) (\$2,209,476 [2.0%] proposed) in fiscal year 2025. Meals and Beverage tax and Hotel tax revenues are projected to increase by \$1,150,000 due to increased tourism and events. Property tax rates are proposed with an overall increase of 3.23% in FY2024 and 3.8% in FY2025.

The City has implemented a two-tier residential tax program effective with assessed values as of 12/31/22. The program is designed to give year-round residents and property owners that lease their properties with a minimum 12-month lease tax relief. Property owners must apply and qualify for the owner-occupied rate. Any needed tax increase is calculated for combined residential and commercial properties. The City will then grant an exemption of a percentage of the average residential assessed valuation at December 31 to property owners that qualify for the owner-occupied rate. The value of the exemptions will be added to the tax rate on non-owner occupied residential properties thereby splitting the residential tax into two categories: owner-occupied and non-owner occupied.

More specific information on individual revenues is presented in the next sections.



**DESCRIPTION OF GENERAL FUND REVENUES**

**45101 – Current Year Real Estate Tax** – Real property taxes are valued in a full reassessment every 9 years, with a statistical update performed every 3<sup>rd</sup> year. The City is undergoing a statistical update in FY23 and FY24 for tax values as of December 31, 2022. The revaluation and statistical updates equalize the assessed value of property, but do not increase total tax revenue to the City. The City must, by state law, equalize taxes. This is done by reducing or increasing the tax rate for changes in property value. A law adopted by the State legislature in the FY2007 session changed the tax cap levy amount and evaluation for municipalities in the State of Rhode Island. The tax cap legal threshold is 4.00%. The tax cap applies to the total levy of real property. This has several implications for the municipality including that any growth to the tax base does not mean additional tax revenue will be realized. It also means that the municipality will no longer be able to set a tax rate but must determine the increase in levy and back into the tax rates. The City puts a separate line into the budget for abatements. The municipality must stay within the tax cap unless they receive permission to exceed the cap from the State Office of Municipal Affairs or the State Auditor General. Such exceptions are only granted under certain limited circumstances. Therefore, anticipated revenues from real and personal property taxes can only increase by 4.00% or \$3,317,961 in FY2024.

The State of Rhode Island eliminated the ability to tax motor vehicles effective July 1, 2022, and has replaced municipal lost tax revenue with state aid.

**PRINCIPAL PROPERTY TAX PAYERS  
LAST YEAR and TEN YEARS AGO**

	2022			2013			
	Taxable Assessed Value	Rank	Percent of Total City Taxable Assessed Value	Taxable Assessed Value	Rank	Percent of Total City Taxable Assessed Value	
25 America’s Cup Avenue Newport LLC	\$ 69,703,900	1	0.89%				
Ginri Assets, LLC	56,105,300	2	0.71%				
LSREF3 Viking LLC	54,997,100	3	0.70%	LHO Viking Hotel, LLC	46,356,028	4	0.81%
Newport Restoration Foundation	70,340,548	4	0.90%	Newport Restoration Foun	\$ 49,987,572	1	0.87%
Narraganset Electric Co.	36,923,982	5	0.47%	Narraganset Electric	45,386,254	5	0.79%
RK Newport, LLC	32,284,700	6	0.41%	RK Newport, LLC	27,851,400	7	0.48%
Narraganstt Gas Co.	30,037,431	7	0.38%				
Shaner Newport Harbor LLC	29,978,100	8	0.38%	Shaner Hotel Group	23,780,353	8	0.41%
Rolling Green Associates	21,185,100	9	0.27%				
New York Yacht Club	19,067,280	10	0.24%	New York Yacht Club	14,843,050	10	0.28%
				Eastern Resorts Company	21,331,700	9	0.37%
				Mass Mutual Life	49,971,700	2	0.87%
				One Goat Island	48,492,862	3	0.84%
				Newport Jai Alai, LLC	43,816,200	6	0.76%
<b>Total</b>	<b>\$ 420,623,441</b>		<b>5.36%</b>	<b>\$ 371,817,119</b>		<b>6.46%</b>	

Source: City of Newport Tax Assessor

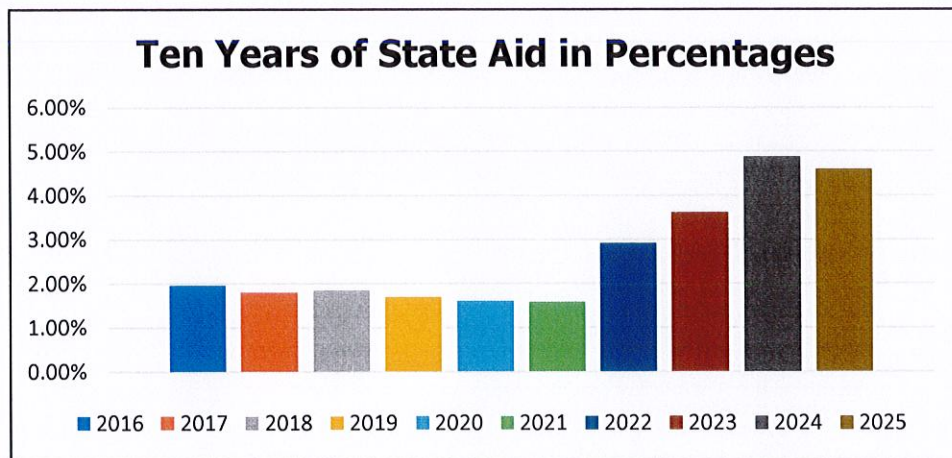


Description of Revenues - continued

**45323 – Public Service Corporation Aid** – This is the amount that the State gives to the City for the taxable value of utilities in the City. The budgeted amount is estimated based on the prior year and information from the Governor’s Budget Release and Message.

**45328 – PILOT** – Payments in Lieu of Taxes – represents the amount that the State pays the City for State tax-exempt properties located in the City. The State pays up to a maximum of 27% of what the tax would be if the property were taxable. The percentage is determined annually by the State legislature in their budget process. The budgeted amount is estimated based on information from the Governor’s Budget Release and Message.

**45326 & 45329 – School Housing Aid** This is the amount the State gives the City to assist with debt service related to School Capital Improvements. It is a formula based on debt service.



**45505 – Police and Fire Special Detail** – The City bills companies, individuals and others for private services provided by police and fire personnel. The officer or firefighter who performed the service receives the billed amounts. The rate is calculated based on labor contract language, fringe benefits and equipment used to perform the service. This revenue is offset by matching expenditures in the public safety budget except for a small nominal amount used to offset administrative fees.

**45540 – Management Services** – the fees charged to other funds to reimburse for the time spent on administrative and management functions in those funds. This is based on actual costs or allocated costs. Costs are allocated based on a written Cost Allocation Manual that uses a variety of methods to determine the percentage

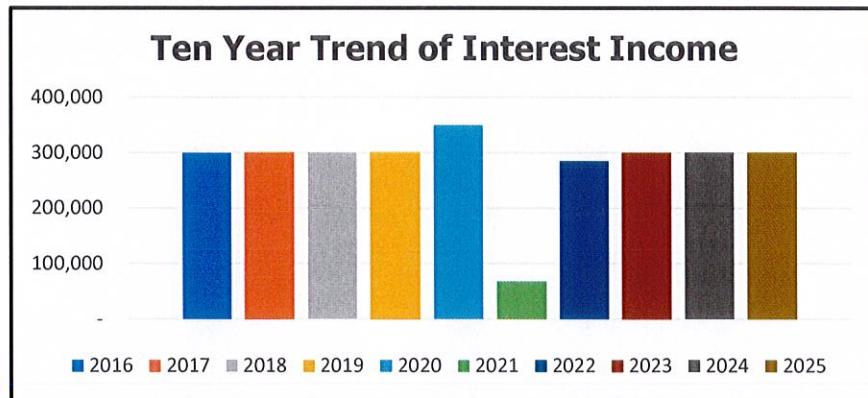


of time spent on that particular fund. Examples include counting checks, purchase orders, by timesheets or as a percentage of the total budget.

Description of Revenues – continued

**45700 – Rental of Property** – primarily revenues from the rental of tower space for telecommunications. Revenues are estimated based on contracts.

**45701 – Investment Interest** – amounts earned on cash deposits. This revenue is budgeted after reviewing financial management and investment literature to determine a reasonable interest earned rate. The interest earned rate is applied to the monthly cash flow analysis and rounded off for the budgeted revenue number.



**45116 – Hotel Occupancy Tax and 45115 – Meals & Beverage Tax** – these two taxes are collected in order to support tourism efforts in the State and to help offset service and infrastructure costs related to the tourism trade in the City of Newport. The Hotel Occupancy Tax started at 5% in June 2001. Proceeds are distributed 47% to the Discover Newport, 25% to the City of Newport, 7% to the Greater Providence/Warwick Convention and Visitors Bureau and 21% to the Rhode Island Commerce Corporation. The collection rate increased to 6% effective January 2005 with the City of Newport retaining the additional 1%. The Meals and Beverage Tax increased by 1% in August 2004 with the additional 1% of revenue going to the municipality in which the revenue was generated. The State keeps the rest of the tax. Estimates are based on historical data and confirmed upcoming events.

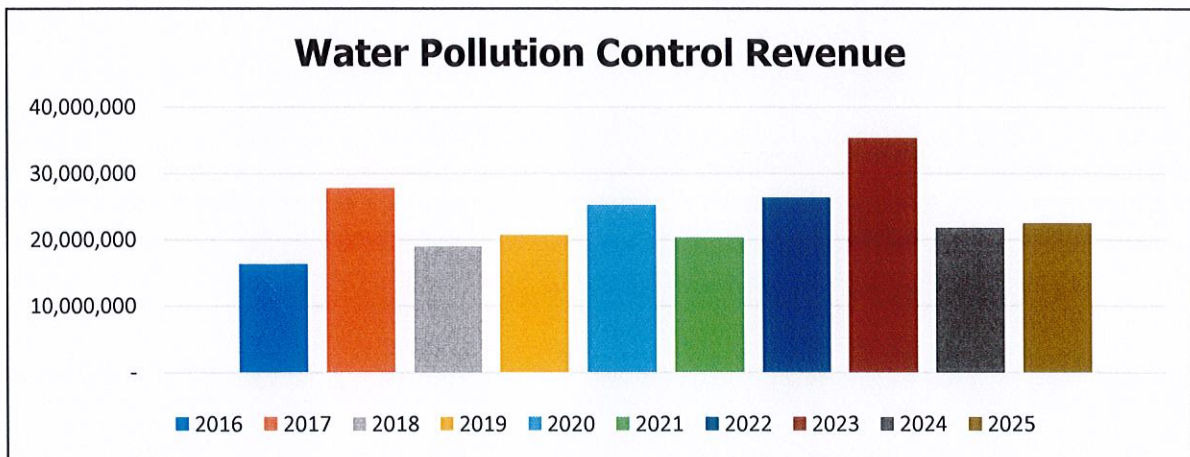


	Hotel Occupancy Tax		Meals & Beverage Tax		Combined
	Dollars Received	Percent Change	Dollars Received	Percent Change	Percent of Total Revenues
<b>FY2025*</b>	3,600,000	0.00%	3,000,000	0.00%	6.53%
<b>FY2024*</b>	3,600,000	20.00%	3,000,000	-22.45%	6.53%
<b>FY2023*</b>	3,000,000	-16.97%	2,450,000	18.55%	5.39%
<b>FY2022</b>	3,613,262	81.86%	3,008,008	-46.34%	6.55%
<b>FY2021</b>	1,986,872	-17.99%	2,055,545	7.56%	3.94%
<b>FY2020</b>	2,422,627	-0.40%	2,223,684	-7.35%	4.62%
<b>FY2019</b>	2,432,419	-0.56%	2,400,000	-8.63%	4.97%
<b>FY2018</b>	2,446,072	3.85%	2,626,679	16.75%	5.36%
<b>FY2017</b>	2,355,313	1.58%	2,249,844	-0.72%	5.00%
<b>FY2016</b>	2,318,568	19.40%	2,266,128	9.53%	5.15%

**DESCRIPTION OF OTHER FUND REVENUES**

The Water Fund is regulated by the Rhode Island Public Utilities Commission (RIPUC). All user rates must be approved by the RIPUC. The City of Newport starts with the cost of service for a test year. A cost of service rate model is then developed for the proposed rate year. The rate request is filed with the RIPUC who, along with eligible intervenors, can request additional information. A settlement may be reached and approved by the RIPUC or the request may go to a full hearing. The approved rates control all Water Fund revenues with the exception of investment income and miscellaneous revenue. Current rates were approved by the RIPUC effective July 1, 2022.

Rates are set by the City Council for the Water Pollution Control Fund. Sewer rates are based on the amount of water that is used. No sewer rate increase is proposed for fiscal years 2024 or 2025. The fixed rate fee based on the connection size remains the same. That amount is restricted for Combined Sewer Overflow (CSO) capital needs. Capital costs related to the EPA consent decree drive the costs. Significant capital needs have and will continue to impact the rates.



**City of Newport  
Combined City and School  
Consolidated Debt Service Requirements - Actual**

Year Ending June 30	GENERAL FUND			WPC FUND		WATER FUND		Total Requirement
	Principal	Interest	State Reimburse.	Principal*	Interest	Principal*	Interest	
2024	3,158,000	4,524,158		4,602,716	1,417,796	5,150,463	2,096,011	20,949,144
2025	3,137,000	4,474,769		4,726,071	1,562,060	5,304,257	1,960,117	21,164,274
2026	4,750,000	4,416,358	(3,607,170)	4,863,275	1,462,594	5,468,450	1,786,671	19,140,178
2027	4,505,000	4,245,853	(3,609,533)	5,007,376	1,825,505	5,651,474	1,601,897	19,227,572
2028	4,615,000	4,076,592	(3,608,220)	4,194,220	1,177,925	5,844,294	1,406,692	17,706,503
2029	4,725,000	3,897,566	(3,608,483)	4,178,915	1,054,781	5,276,581	1,218,906	16,743,266
2030	4,840,000	3,709,150	(3,607,433)	4,305,853	925,973	5,457,905	1,034,033	16,665,481
2031	4,965,000	3,512,234	(3,607,564)	4,047,417	798,937	5,218,050	845,847	15,779,921
2032	5,115,000	3,306,394	(3,608,612)	3,514,567	686,730	5,216,733	662,630	14,893,442
2033	5,270,000	3,091,168	(3,607,695)	3,393,604	586,999	5,401,960	473,031	14,609,067
2034	3,970,000	2,904,200	(3,608,955)	3,491,146	487,622	5,591,947	270,164	13,106,124
2035	4,130,000	2,745,400	(3,609,585)	3,589,688	383,870	2,309,729	127,234	9,676,336
2036	4,290,000	2,580,200	(3,606,855)	3,324,021	281,801	410,000	83,846	7,363,013
2037	4,465,000	2,408,600	(3,608,640)	2,805,508	190,792	421,000	71,588	6,753,848
2038	4,645,000	2,230,000	(3,609,375)	700,000	137,638	434,000	58,702	4,595,965
2039	4,830,000	2,044,200	(3,608,955)	723,000	114,762	447,000	45,177	4,595,184
2040	5,020,000	1,851,000	(3,607,275)	746,000	91,000	459,000	31,028	4,590,753
2041	5,225,000	1,650,200	(3,609,480)	770,000	66,325	208,000	20,014	4,330,059
2042	5,430,000	1,441,200	(3,607,380)	795,000	40,579	216,000	12,243	4,327,642
2043	5,650,000	1,224,000	(3,608,850)	821,000	13,710	222,000	4,130	4,325,990
2044	5,875,000	998,000	(3,608,325)					3,264,675
2045	6,110,000	763,000	(3,608,325)					3,264,675
2046	6,355,000	518,600	(3,608,640)					3,264,960
2047	6,610,000	264,400	(3,609,060)					3,265,340
	<u>\$ 117,685,000</u>	<u>\$ 62,877,242</u>	<u>\$ (79,384,410)</u>	<u>\$ 60,599,377</u>	<u>\$ 13,307,399</u>	<u>\$ 64,708,843</u>	<u>\$ 13,809,961</u>	<u>\$ 253,603,412</u>

Governmental bonds include bonds and refunding bonds issued for school roof repairs, Pell Elementary School addition, new Rogers High School, road and facilities improvements. Interest rates range from 0.55% to 5.0%.

Water Pollution Control Fund Bonds include revenue bonds issued for a moat ultraviolet treatment system, combined sewer overflow (CSO) improvements, wastewater treatment plant improvements, and sewer improvements. Interest rates range from 0.55% to 4.3%. The City receives a subsidized interest rate on sewer improvement bonds issued through Rhode Island Infrastructure Bank.

Water Fund Bonds include revenue bonds issued for water improvements and pipeline construction. The City issued revenue bonds for \$53.1 million in FY2012 and \$31.0 million in FY2013 for a new water treatment plant and long-term improvements to the second water treatment plant. Interest rates range from 0.36% to 3.72%. The City receives a subsidized interest rate on revenue bonds issued through the Rhode Island Infrastructure Bank.

\* Principal is reduced by principal forgiveness, where applicable, which is federal aid provided by Rhode Island Infrastructure Bank.

See individual funds for debt service by project.



City of Newport, Rhode Island  
Debt Ratios

Year	Net Bonded Debt (1)	Population	Taxable Assessed Value	Debt Per Capita	% of Debt To Assessed Value	Direct Debt Service	GF Expend	Debt Service as a % of General Fund Expenditures
2012	18,589,693	24,672	5,781,826,885	753.47	0.32%	2,490,368	78,768,266	3.16%
2013	16,700,372	25,543	5,195,179,988	653.81	0.32%	2,304,558	83,415,150	2.76%
2014	14,834,330	25,543	5,216,185,072	580.76	0.28%	4,452,013	84,604,109	5.26%
2015	40,396,220	25,543	5,985,006,479	1,581.50	0.67%	4,682,994	88,545,139	5.29%
2016	47,588,531	25,543	6,014,314,527	1,863.08	0.79%	6,235,167	89,371,595	6.98%
2017	40,000,000	25,543	6,028,719,479	1,565.99	0.66%	5,138,089	90,984,275	5.65%
2018	36,211,000	25,543	6,848,183,901	1,417.65	0.53%	5,413,952	93,752,187	5.77%
2019	32,375,000	25,543	6,866,080,113	1,267.47	0.47%	5,322,381	96,959,422	5.49%
2020	28,412,000	25,543	6,843,853,916	1,112.32	0.42%	5,294,942	99,572,997	5.32%
2021	25,377,000	25,163	6,914,884,892	1,008.50	0.37%	5,173,127	96,605,043	5.35%
2022	120,880,000	25,163	7,889,871,767	4,803.88	1.53%	5,157,859	101,137,210	5.10%
2023	117,685,000	25,163	7,849,541,647	4,676.91	1.50%	8,340,381	105,030,930	7.94%
2024	114,527,000	25,163	7,849,541,647	4,551.40	1.46%	7,682,158	110,179,691	6.97%
2025	111,390,000	25,163	7,849,541,647	4,426.74	1.42%	7,611,769	113,663,017	6.70%

(1) Net bonded debt does not include bonded debt from enterprise funds.

Rhode Island General Laws cap the amount of each municipality's general obligation bonds that may be outstanding to 3% of its assessed property values. Exceptions apply to bonds financed from non-tax revenues and special exemptions are granted for other purposes as well. The assessed value of Newport properties is projected to be \$7,849,541,647 at December 31, 2022 (tax roll date). This limits the amount of outstanding non-excepted obligation bonds to \$235,486,249. Bonds of \$117,685,000 at June 30, 2023 are general obligations and subject to statutory limitations. The City of Newport is below the maximum allowed by state law.

The City of Newport debt policy states that annual debt service expenditures shall be less than 9% of annual expenditures. The City is below this at 6.97% of annual expenditures in FY2024, and 6.70% in FY2025.

**CITY OF NEWPORT, RHODE ISLAND  
ESTIMATED FUND BALANCE  
GOVERNMENTAL FUNDS**

<b>FUND</b>	<b>FY2024</b>		<b>FY2025</b>	
	<b>GENERAL</b>	<b>CAPITAL</b>	<b>GENERAL</b>	<b>CAPITAL</b>
<b>Fund Balance - June 30, Previous Year</b>	\$ 27,107,912	\$ 117,399,602	\$ 29,485,982	112,399,602
Revenues (Estimated, Current Year)	106,930,787	5,950,538	111,453,541	2,374,850
Expenditures (Estimated, Current Year)	(100,366,255)	(15,000,000)	(106,896,445)	(100,000,000)
Transfers to Capital Projects Fund	(4,186,462)	4,049,462	(4,557,096)	4,557,096
<b>Fund Balance - Estimated at June 30</b>	<b>\$ 29,485,982</b>	<b>\$ 112,399,602</b>	<b>\$ 29,485,982</b>	<b>19,331,548</b>
Revenues (Proposed)	111,453,541	2,374,850	113,663,017	989,850
Expenditures (Proposed)	(106,896,445)	(100,000,000)	(108,771,595)	(24,012,820)
Transfers to Capital Projects Fund	(4,557,096)	4,557,096	(4,891,422)	4,891,422
<b>Fund Balance - Estimated June 30</b>	<b>\$ 29,485,982</b>	<b>\$ 19,331,548</b>	<b>\$ 29,485,982</b>	<b>1,200,000</b>
<b>Reserve at 10% of Budgeted Expenditure</b>	<b>11,145,354</b>	<b>-</b>	<b>11,366,302</b>	<b>-</b>

**CITY OF NEWPORT, RHODE ISLAND  
ESTIMATED NET ASSETS AND CASH BALANCES  
BUSINESS-TYPE FUNDS**

	FY2023		FY2024		FY2025	
	NET ASSETS	CASH BASIS	NET ASSETS	CASH BASIS	NET ASSETS	CASH BASIS
Water Fund at June 30, Prior Year (PY)	\$ 74,161,849	\$ 21,189,301	\$ 79,587,157	\$ 21,060,979	\$ 83,429,165	\$ 20,703,024
Projected Results of Fiscal Year Operations	5,425,308	(128,322)	3,842,008	(357,955)	3,782,358	53,601
Water Fund at June 30, End of Year (EOY)	<u>\$ 79,587,157</u>	<u>\$ 21,060,979</u>	<u>\$ 83,429,165</u>	<u>\$ 20,703,024</u>	<u>\$ 87,211,523</u>	<u>\$ 20,756,625</u>
Water Pollution Control Fund at June 30, PY	\$ 93,127,089	\$ 22,645,654	\$ 95,569,383	\$ 20,383,420	\$ 96,910,251	\$ 18,871,572
Projected Results of Fiscal Year Operations	2,442,294	(2,262,234)	1,340,868	(1,511,848)	800,248	(2,175,824)
Water Pollution Control Fund at June 30, EOY	<u>\$ 95,569,383</u>	<u>\$ 20,383,420</u>	<u>\$ 96,910,251</u>	<u>\$ 18,871,572</u>	<u>\$ 97,710,499</u>	<u>\$ 16,695,748</u>
Maritime Fund at June 30, PY	\$ 4,822,913	\$ 2,109,657	\$ 6,018,810	\$ 2,276,554	\$ 6,209,692	\$ 2,174,436
Projected Results of Fiscal Year Operations	1,195,897	166,897	190,882	(102,118)	350,618	157,618
Maritime Fund at June 30, EOY	<u>\$ 6,018,810</u>	<u>\$ 2,276,554</u>	<u>\$ 6,209,692</u>	<u>\$ 2,174,436</u>	<u>\$ 6,560,310</u>	<u>\$ 2,332,054</u>
Parking Fund at June 30, PY	\$ 7,336,141	\$ 4,820,636	\$ 8,075,903	\$ 4,529,173	\$ 8,649,815	\$ 4,489,213
Projected Results of Fiscal Year Operations	739,762	(291,463)	573,912	(39,960)	560,199	396,327
Parking Fund at June 30, EOY	<u>\$ 8,075,903</u>	<u>\$ 4,529,173</u>	<u>\$ 8,649,815</u>	<u>\$ 4,489,213</u>	<u>\$ 9,210,014</u>	<u>\$ 4,885,540</u>

**Business-type funds** are budgeted showing both a GAAP basis summary and a cash basis summary. The net assets number reflects the GAAP basis and the cash the cash basis. Revenues and other sources of funds are budgeted to meet cash needs. Therefore a balanced budget where revenues equal expenditures should show zero for the projected results unless there is a programmed use of cash.

**The Water Fund** is regulated by the RIPUC and is required to raise additional revenues in order to fund restricted cash accounts. There are several restricted accounts including one for debt service, capital expenses, electricity, and chemicals. Payments can only be made out of these accounts for the specific purpose identified in the rate filing.



CITY OF NEWPORT, RHODE ISLAND  
 FISCAL YEAR 2024 ADOPTED and FY2025 PROPOSED BUDGETS  
 GENERAL FUND REVENUES

DESCRIPTION	FY2022 ACTUAL	FY2023 ADOPTED	FY2023 PROJECTED	FY2024 ADOPTED	Dollar Change	FY2025 PROPOSED	Dollar Change
<b>Local Taxes</b>							
01999910-045101 Current Year Real Estate Tax	\$ 79,592,430	\$ 82,773,795	\$ 82,949,013	85,744,973	\$ 2,971,178	89,023,824	\$ 3,278,851
01999910-045103 Current Assessments - MV	1,665,014	900,000	-	-	(900,000)	-	-
01999910-045105 Real Estate Delinquent	487,123	1,100,000	1,100,000	1,100,000	-	1,100,000	-
01999910-045107 Motor Vehicle Delinquent	63,671	95,000	95,000	95,000	-	95,000	-
01999910-045110 Penalties	345,180	325,000	325,000	325,000	-	325,000	-
01999910-045111 Tax Liens	25,299	25,000	25,000	25,000	-	25,000	-
01999910-045112 Abatements/Refunds	245,622	(800,000)	(1,000,000)	(1,200,000)	(400,000)	(1,000,000)	200,000
01999910-045115 Meals & Beverage Tax	3,008,008	2,450,000	3,000,000	3,000,000	550,000	3,000,000	-
01999910-045116 Hotel Occupancy Tax	3,613,262	3,000,000	3,600,000	3,600,000	600,000	3,600,000	-
<b>Total Local Taxes</b>	<b>89,045,609</b>	<b>89,868,795</b>	<b>90,094,013</b>	<b>92,689,973</b>	<b>2,821,178</b>	<b>96,168,824</b>	<b>3,478,851</b>
<b>State and Federal Aid</b>							
01999920-045323 Public Service Corporation Aid	293,727	293,727	305,954	305,954	12,227	305,954	-
01999920-045325 MV Tax Phase Out	477,195	848,629	2,223,671	2,223,671	1,375,042	2,223,671	-
01999920-045326 School Housing Aid	649,516	1,030,207	1,030,207	1,019,087	(11,120)	993,204	(25,883)
01999920-045328 PILOT From State	1,601,050	1,607,219	1,688,961	1,688,961	81,742	1,688,961	-
01999920-045329 State Aid - Library Project (Const)	-	-	-	-	-	-	-
01999920-045330 Statistical Update Reimbursement	-	-	-	124,642	124,642	-	(124,642)
01999920-045345 Federal/State Grants	-	-	-	-	-	-	-
<b>Total State and Federal Aid</b>	<b>3,021,488</b>	<b>3,779,782</b>	<b>5,248,793</b>	<b>5,362,315</b>	<b>1,582,633</b>	<b>5,211,790</b>	<b>(150,525)</b>
<b>Charges for Services</b>							
01999930-045117 Tourism Marketing Administration	8,589	11,000	8,500	8,500	(2,500)	8,500	-
01999930-045501 Newport Hospital Service Charge	40,000	40,000	40,000	40,000	-	40,000	-
01999930-045502 GMH Service Charge	361,975	361,975	361,975	361,975	-	361,975	-
01999930-045503 Hope VI Project Service Charge	309,889	308,132	310,000	310,000	1,868	310,000	-
01999930-045504 Salve Regina Service Charge	6,902	6,902	6,902	6,902	-	6,902	-
01999930-045505 Special Detail	1,629,554	1,400,000	1,400,000	1,630,000	230,000	1,630,000	-
01999930-045515 Document Prep and Handling	57,012	65,000	65,000	65,000	-	65,000	-
01999930-045516 Planning Services	822	6,500	1,000	1,000	(5,500)	1,000	-
01999930-045517 Solid Waste Hauler Fees	2,500	3,000	3,000	3,000	-	3,000	-
01999930-045540 Management Services	1,327,126	1,327,126	1,327,126	1,327,126	-	1,327,126	-
01999930-045545 Fire Alarm Assessments	157,500	164,000	164,000	164,000	-	164,000	-
01999930-045547 Bulky Waste Sticker Program	23,685	30,000	-	-	(30,000)	-	-
01999930-045548 HR Regional Testing	4,425	-	-	4,400	4,400	4,400	-
01999930-045603 Parking Tickets	1,032,095	950,000	1,030,000	1,030,000	80,000	1,230,000	200,000
01999930-045605 Recording Fees	274,031	300,000	200,000	250,000	(50,000)	250,000	-
01999930-045606 Real Estate Conveyance	2,114,926	1,263,218	1,000,000	1,200,000	(63,218)	1,200,000	-
01999930-045607 Probate Fees	9,821	46,000	46,000	46,000	-	46,000	-
01999930-045608 Rescue Fees	1,039,866	900,000	1,040,000	1,040,000	140,000	1,040,000	-
01999930-045610 General Business	119,685	95,000	100,000	100,000	5,000	100,000	-
01999930-045611 Parking Fund Revenue Share	62,766	100,000	304,978	300,000	200,000	300,000	-
01999930-045612 Hotel Registration Fees	28,643	30,000	30,000	30,000	-	30,000	-
01999930-045613 STR Registration Fees	-	-	-	220,000	-	-	-
01999930-045614 Entertainment	31,578	25,000	25,000	25,000	-	25,000	-
01999930-045616 Liquor	193,595	190,000	190,000	190,000	-	190,000	-
01999930-045618 Mech Amusement	7,452	5,000	5,000	5,000	-	5,000	-
01999930-045620 Sunday Selling	20,815	25,000	21,000	21,000	(4,000)	21,000	-
01999930-045624 Victualing	54,006	56,000	56,000	56,000	-	56,000	-
01999930-045626 Animal	3,924	3,000	3,000	3,000	-	3,000	-
01999930-045628 Marriage	7,106	5,000	5,000	5,000	-	5,000	-
01999930-045640 Building	1,030,182	975,000	1,000,000	1,000,000	25,000	1,000,000	-
01999930-045642 Plumbing	59,811	70,000	60,000	60,000	(10,000)	60,000	-
01999930-045644 Mechanical	214,960	170,000	170,000	200,000	30,000	200,000	-
01999930-045646 Electrical	166,432	135,000	150,000	160,000	25,000	160,000	-
01999930-045648 Board of Appeals	39,454	40,000	40,000	40,000	-	40,000	-
01999930-045650 HDC Application Fee	28,000	40,000	30,000	30,000	(10,000)	30,000	-
01999930-045652 Road Opening	60,606	50,000	75,000	60,000	10,000	60,000	-
01999930-045654 Fire Inspection & Permit Fees	91,525	80,000	110,000	90,000	10,000	90,000	-
01999930-045656 Fire-Sundry	20,600	20,000	20,000	20,000	-	20,000	-
01999930-045658 Police-Sundry	12,505	10,000	10,000	10,000	-	10,000	-
01999930-045660 Municipal Court Cost Assessment	168,692	150,000	150,000	160,000	10,000	160,000	-
01999930-045695 Miscellaneous Revenues	48,492	60,000	100,000	60,000	-	60,000	-
01999930-045699 Misc. Revenues, Easton's	5,981	-	8,500	8,500	8,500	8,500	-
01999930-045811 Easton's Beach Contributions	102,432	-	-	-	-	-	-
01999930-045821 Newport Beach Bathhouses	85,460	75,000	85,000	85,000	10,000	85,000	-
01999930-045822 Rotunda Rentals	900	25,000	-	-	(25,000)	-	-
01999930-045823 Carousel Income	-	-	-	-	-	-	-
01999930-045825 Food Service Concessions	53,964	53,500	53,500	53,500	-	53,500	-
01999930-045826 Outside Vendor Commissions	34,883	17,500	25,000	35,000	17,500	35,000	-
01999930-045827 Newport Beach Parking	1,126,567	1,000,000	1,125,000	1,125,000	125,000	1,125,000	-
01999930-045829 Beach Parking Meters	50,585	40,000	50,000	50,000	10,000	50,000	-
01999930-045926 Recreation Scholarship Revenue	1,690	1,000	1,000	1,000	-	1,000	-
01999930-045928 Recreation Program Revenue	115,306	100,000	115,000	115,000	15,000	115,000	-
<b>Total Service Charges/Fees</b>	<b>12,449,315</b>	<b>10,828,853</b>	<b>11,121,481</b>	<b>11,805,903</b>	<b>977,050</b>	<b>11,785,903</b>	<b>(20,000)</b>

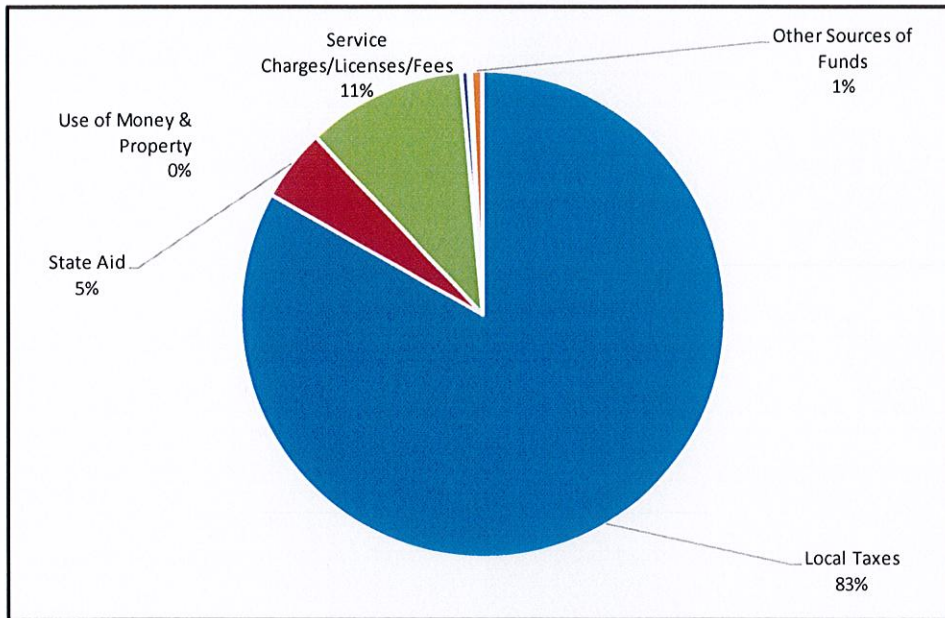


CITY OF NEWPORT, RHODE ISLAND  
 FISCAL YEAR 2024 ADOPTED and FY2025 PROPOSED BUDGETS  
 GENERAL FUND REVENUES

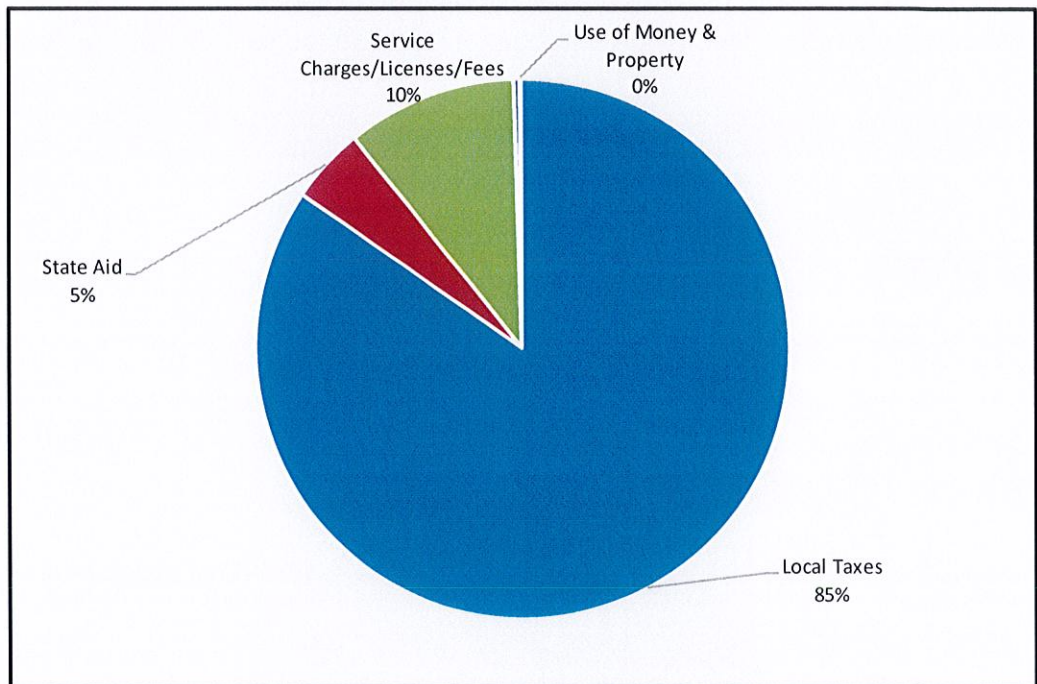
DESCRIPTION	FY2022 ACTUAL	FY2023 ADOPTED	FY2023 PROJECTED	FY2024 ADOPTED	Dollar Change	FY2025 PROPOSED	Dollar Change
<b>Use of Money and Property</b>							
01999940-045700 Rental of Property	55,411	142,000	55,000	55,000	(87,000)	55,000	-
01999940-045701 Investment Interest	(1,062,862)	300,000	300,000	458,800	158,800	300,000	(158,800)
01999940-045770 Interest Rev from Leases	21,246			20,000		20,000	
<b>Total Use of Money and Property</b>	<b>(986,205)</b>	<b>442,000</b>	<b>355,000</b>	<b>533,800</b>	<b>91,800</b>	<b>375,000</b>	<b>(158,800)</b>
<b>Contributions &amp; Sale of Property</b>							
01999950-045920 Trust Fund Donations	81,500	81,500	81,500	163,550	82,050	81,500	(82,050)
01999950-045811 Contributions	29,961	-	-	50,000	50,000	-	(50,000)
01999950-045841 Fireworks Donations	48,200	30,000	30,000	35,000	5,000	40,000	5,000
01999940-045817 Sisters City Revenue	-	-	-	-	-	-	-
45929 Surplus Equipment Sales	48,094	-	-	-	-	-	-
45940 Public Donations	-	-	-	-	-	-	-
<b>Total Contributions &amp; Sale of Property</b>	<b>207,755</b>	<b>111,500</b>	<b>111,500</b>	<b>248,550</b>	<b>137,050</b>	<b>121,500</b>	<b>(127,050)</b>
<b>TOTAL</b>	<b>103,737,962</b>	<b>105,030,930</b>	<b>106,930,787</b>	<b>110,640,541</b>	<b>5,609,611</b>	<b>113,663,017</b>	<b>3,022,476</b>
<b>OTHER SOURCES (USES) OF FUNDS:</b>							
01999990-046002 Operating transfers in				53,000	53,000		(53,000)
01999990-046004 OFS Leases							
Appropriated Fund Balance				760,000			
01999990-048002 Transfers From Other Funds							
<b>TOTAL</b>	<b>\$ 103,737,962</b>	<b>\$ 105,030,930</b>	<b>\$ 106,930,787</b>	<b>\$ 111,453,541</b>	<b>\$ 6,422,611</b>	<b>\$ 113,663,017</b>	<b>\$ 2,209,476</b>

# General Fund Revenues

**FY2024 Adopted ~ \$111,453,541**



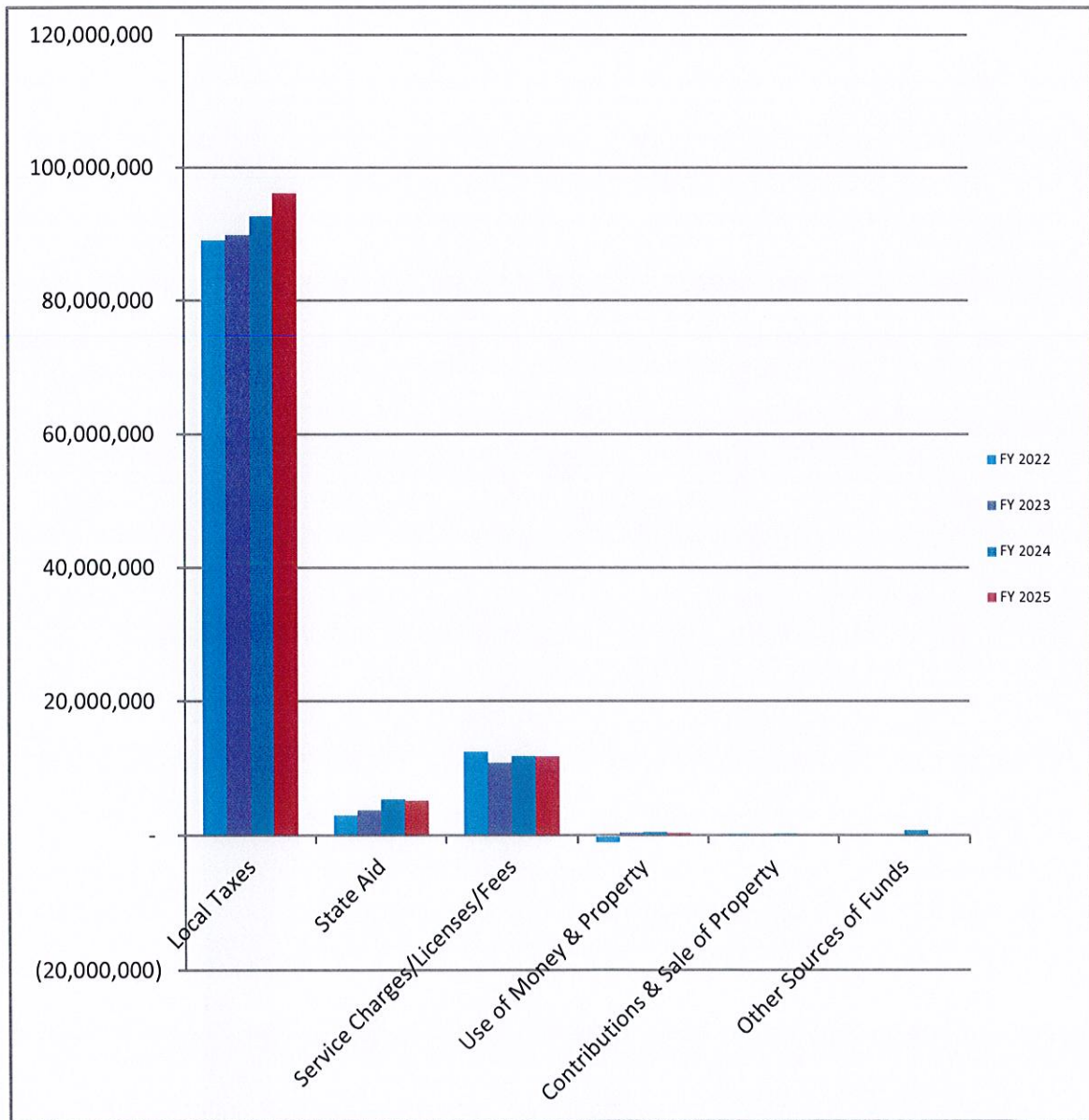
**FY2025 Proposed ~ \$113,663,017**





### Comparative Revenues

**FY 2021-22 Actual ~ \$103,737,962**  
**FY 2022-23 Adopted ~ \$105,030,930**  
**FY 20204-25 ADOPTED ~ \$111,453,541**  
**FY 2024-25 PROPOSED ~ \$113,663,017**



**CITY OF NEWPORT, RHODE ISLAND  
FISCAL YEAR 2024 ADOPTED AND FY2025 PROPOSED BUDGETS  
PROPERTY TAX LEVY AND TAX RATE**

	<u>FY 22-23 ADOPTED</u>	<u>DOLLAR CHANGE</u>	<u>PERCENT CHANGE</u>	<u>FY 23-24 ADOPTED</u>	<u>FY 24-25 PROPOSED</u>
<b>Proposed General Fund Budget:</b>					
General Fund Services	\$ 14,136,061	\$ 1,794,625	12.70%	\$ 15,930,686	\$ 15,474,125
Benefits other than Police & Fire Pensions	8,187,414	326,992	3.99%	8,514,406	8,646,096
Transfer to OPEB Trust	2,475,500	1,555,098	62.82%	4,030,598	4,851,459
Salaries, Overtime and Holiday Pay	28,639,938	1,784,063	6.23%	30,424,001	31,088,341
Transfer to Equipment Replacement	611,600	178,250	29.14%	789,850	1,014,850
Contribution to Police & Fire Pensions	11,095,892	219,231	1.98%	11,315,123	11,453,840
Transfer for School Budget	27,277,681	681,942	2.50%	27,959,623	28,381,115
Debt Service	8,400,382	(693,224)	-8.25%	7,707,158	7,636,769
Capital Budget Transfers	4,206,462	575,634	13.68%	4,782,096	5,116,422
<b>Total General Fund Budget</b>	<b>\$ 105,030,930</b>	<b>\$ 6,422,611</b>	<b>6.11%</b>	<b>\$ 111,453,541</b>	<b>\$ 113,663,017</b>
<b>Less Revenues:</b>					
All Revenues Other Than Property Tax	22,257,135	3,451,433	15.51%	25,708,568	24,639,193
<b>Balance to be Raised by Property Tax Levy</b>	<b>82,773,795</b>	<b>2,971,178</b>	<b>3.59%</b>	<b>85,744,973</b>	<b>89,023,824</b>
Final Tax Roll Adjustments	175,218	(175,218)		-	-
<b>Actual Final Levy</b>	<b>\$ 82,949,013</b>	<b>\$ 2,795,960</b>	<b>3.37%</b>	<b>\$ 85,744,973</b>	<b>\$ 89,023,824</b>
<b>Maximum Allowed By State Law</b>	<b>\$ 82,949,013</b>	<b>\$ 3,317,961</b>	<b>4.00%</b>	<b>\$ 86,266,974</b>	<b>\$ 2,795,960</b>

**Estimated Property Tax Rate - Please note that under the tax cap law, the actual levy is adopted and the rate is subject to change based on any additional changes to the taxable assessed value prior to certification of the tax roll.**

	<u>FISCAL YEAR 2024</u>			<u>FY2025</u>	
Residential Assessed Valuation (in thousands)					
Commercial Assessed Valuation (in thousands)					
Personal Property Tangible (in thousands)					
<b>Residential Tax Rate - Owner Occupied</b>	<b>\$ 9.61</b>	<b>0.310</b>	<b>3.23%</b>	<b>\$ 9.92</b>	<b>\$ 10.30</b>
<b>Residential Tax Rate - NonOwner Occ</b>	<b>\$ 9.61</b>	<b>1.320</b>	<b>13.74%</b>	<b>\$ 10.93</b>	<b>\$ 11.70</b>
<b>Commercial Tax Rate</b>	<b>\$ 14.41</b>	<b>0.470</b>	<b>3.26%</b>	<b>\$ 14.88</b>	<b>\$ 15.45</b>

	<u>Assessed Value (in thousands)</u>	<u>24 Tax Rate</u>	<u>Tax Levy</u>
<b>Calculation of Levy FY2024</b>			
Residential Assessed Valuation	1,912,905	9.92	18,976,018
Residential Non Resident Rate	3,991,836	10.93	43,630,767
Commercial Assessed Valuation	1,412,103	14.88	21,012,093
Adjustments to Balance			(46,578)
Personal Property Tangible	146,013	14.88	2,172,673
<b>Tax Levy</b>			<b>85,744,973</b>

	<u>Assessed Value (in thousands)</u>	<u>25 Tax Rate</u>	<u>Tax Levy</u>
<b>Calculation of Levy FY2025</b>			
Residential Assessed Valuation	1,777,273	10.30	18,305,912
Residential Non Resident Rate	3,991,836	11.70	46,704,481
Commercial Assessed Valuation	1,412,103	15.45	21,810,552
Adjustments to Balance			(52,356)
Personal Property Tangible	146,013	15.45	2,255,235
<b>Tax Levy</b>			<b>89,023,824</b>



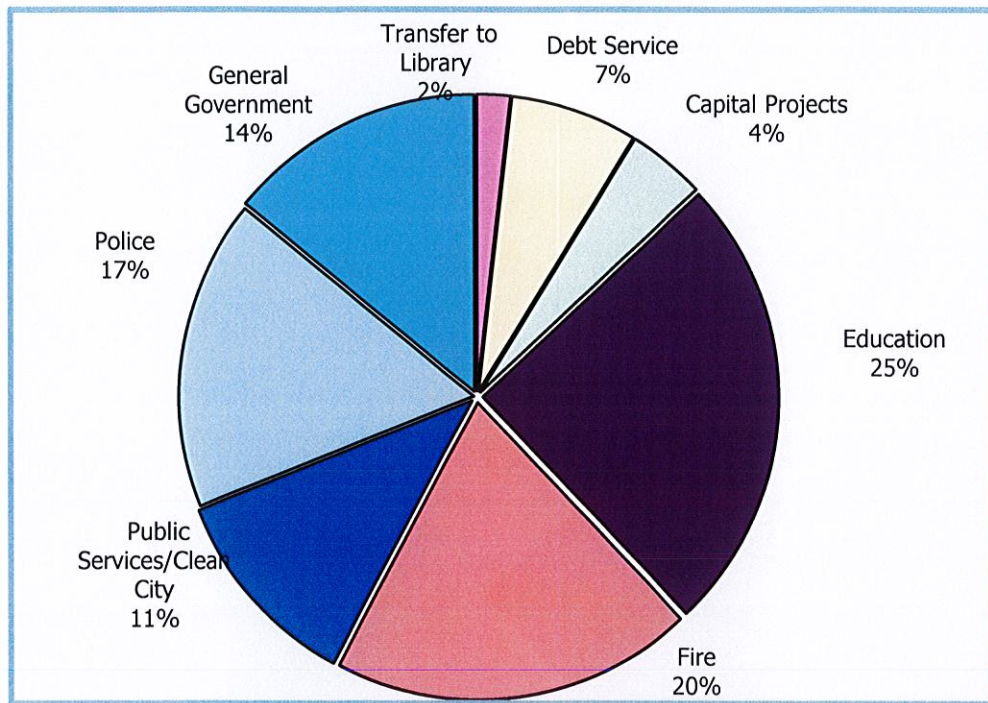
**CITY OF NEWPORT, RHODE ISLAND  
FY2024 and FY2025 GENERAL FUND BUDGET  
EXPENDITURE SUMMARY BY PROGRAM**

	<b>2022 ACTUAL EXPEND</b>	<b>2023 ADOPTED BUDGET</b>	<b>2023 PROJECTED BUDGET</b>	<b>2024 ADOPTED BUDGET</b>
Public School Operations	27,277,681	27,277,681	27,277,681	27,824,623
Newport Public Library Support	1,972,637	1,972,637	1,972,637	2,012,090
Independent Audit/Stat. Update	81,200	82,825	82,825	292,222
Pension & Retiree Expense	1,584,183	1,475,000	1,475,000	3,714,180
Debt Service	3,519,205	8,400,382	8,365,382	7,707,158
Reserves	785,673	965,000	815,000	520,000
Civic Support	144,200	145,200	145,200	268,050
City Council	120,971	141,173	141,673	155,657
City Manager	1,380,364	1,428,323	1,454,201	1,753,210
City Solicitor	509,363	553,613	553,613	628,665
Canvassing	214,811	292,348	262,810	284,757
City Clerk	605,408	636,783	636,783	685,399
Finance	4,530,803	4,893,680	5,313,041	5,435,155
Police Department	19,198,353	18,482,939	18,488,055	18,911,487
Fire Department	21,144,521	20,822,958	19,560,203	22,064,418
Public Services	10,232,558	11,558,545	12,123,270	12,450,258
Planning & Development	725,399	992,175	995,675	1,294,441
Building & Inspections	609,756	703,206	703,206	669,676
Transfer to Capital Fund	3,294,562	4,206,462	4,186,462	4,782,096
Transfer to Other Funds	-	-	-	-
<b>Total General Fund Expenditures</b>	<b>\$ 97,931,648</b>	<b>\$ 105,030,930</b>	<b>\$ 104,552,717</b>	<b>\$ 111,453,541</b>

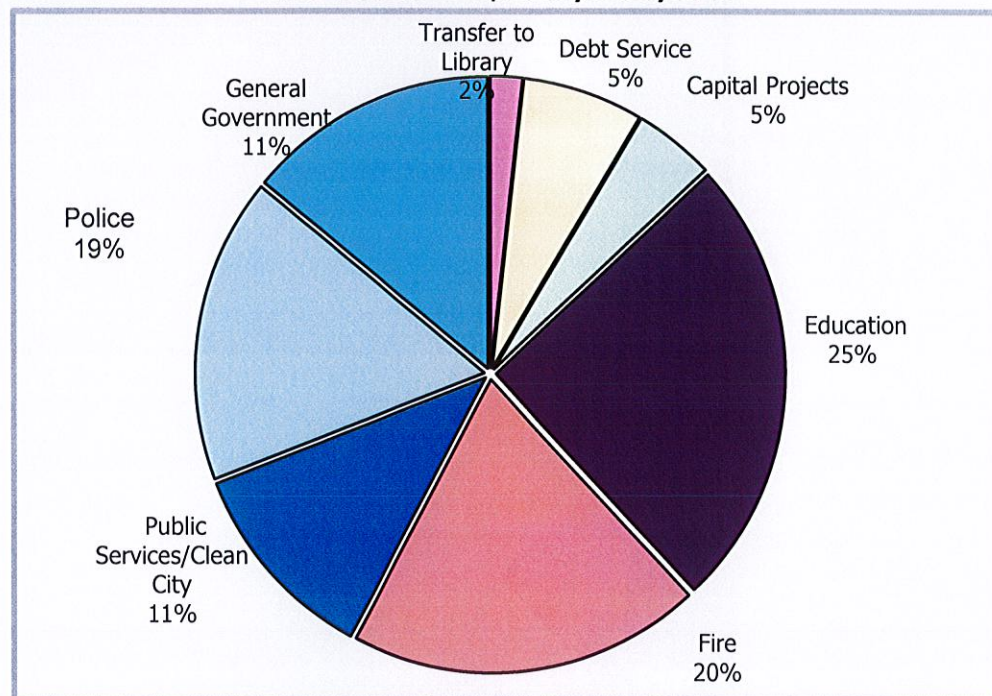


### General Fund Expenditures

**FY 2024 ~ \$111,453,541**



**FY 2025 ~ \$113,663,017**





CITY OF NEWPORT, RHODE ISLAND  
FISCAL YEAR 2024 ADOPTED and FISCAL YEAR 2025 PROPOSED BUDGETS  
GENERAL FUND EXPENDITURES

ACCT NUMBER	ACCOUNT NAME	2022 ACTUAL RESULTS	2023 ADOPTED BUDGET	2023 PROJECTED RESULTS	2024 ADOPTED BUDGET	Dollar Change from FY2023	% Change	2025 PROPOSED BUDGET	Dollar Change from FY2024	% Change
01155159-050831	Public School Operations	27,277,681	27,277,681	27,277,681	27,824,623	546,942	2.01%	28,518,815	694,192	2.49%
	Total School	27,277,681	27,277,681	27,277,681	27,824,623	546,942	2.01%	28,518,815	694,192	2.49%
01150158-050841	Public Library Operation	1,972,637	1,972,637	1,972,637	2,012,090	39,453	2.00%	2,052,332	40,242	2.00%
01160160-050225	Independent Audit	81,200	82,825	82,825	84,485	1,660	2.00%	85,000	515	0.61%
01160160-050229	Statistical Update/Revaluation Audit/Statistical Reval	-	-	-	207,737	207,737	100.00%	-	(207,737)	#DIV/0!
		81,200	82,825	82,825	292,222	209,397	252.82%	85,000	(207,222)	-70.91%
01165165-050103	Retiree Insurance	-	-	-	-	-	-	-	-	-
01165165-050107	Pension Retired Insur Cover	434,193	510,000	255,000	264,180	(245,820)	-48.20%	273,690	9,510	3.60%
01165165-050067	Pay 50% From OPEB Trust	-	(255,000)	-	255,000	255,000	-100.00%	-	-	-
01165165-050155	Contribution to OPEB Trust	820,000	820,000	820,000	3,100,000	2,280,000	278.05%	3,100,000	-	0.00%
01165165-050520	Severance Benefits	329,990	400,000	400,000	350,000	(50,000)	-12.50%	350,000	-	-
	Pensions	1,584,183	1,475,000	1,475,000	3,714,180	2,239,180	151.81%	3,723,690	9,510	0.26%
	<b>TOTAL FIDUCIARY ACCOUNTS</b>	<b>30,915,701</b>	<b>30,808,143</b>	<b>30,808,143</b>	<b>33,843,115</b>	<b>3,034,972</b>	<b>9.85%</b>	<b>34,379,838</b>	<b>536,723</b>	<b>1.59%</b>
01170170-050220	Debt Service Advisory Service	4,062	60,000	25,000	25,000	(35,000)	-58.33%	25,000	-	0.00%
01170170-050452	Bond Interest	518,143	5,145,382	5,145,382	4,524,158	(621,224)	-12.07%	4,474,769	(49,389)	-1.09%
01170170-050821	Bond Principal	2,997,000	3,195,000	3,195,000	3,158,000	(37,000)	-1.16%	3,137,000	(21,000)	-0.66%
	Debt Service	3,519,205	8,400,382	8,365,382	7,707,158	(693,224)	-8.25%	7,636,769	(70,389)	-0.91%
	<b>TOTAL DEBT SERVICE</b>	<b>3,519,205</b>	<b>8,400,382</b>	<b>8,365,382</b>	<b>7,707,158</b>	<b>(693,224)</b>	<b>-8.25%</b>	<b>7,636,769</b>	<b>(70,389)</b>	<b>-0.91%</b>
01175175-050109	Insurance - W/C	304,232	375,000	325,000	325,000	(50,000)	-13.33%	325,000	-	0.00%
01175175-050505	Self Insurance	67,781	200,000	200,000	200,000	-	0.00%	200,000	-	0.00%
01175175-050510	Unemployment	11,493	50,000	50,000	30,000	(20,000)	-40.00%	30,000	-	0.00%
	Insurance Reserves	383,506	625,000	575,000	555,000	(70,000)	-11.20%	555,000	-	0.00%
01185185-050175	Annual Leave Sell Back	385,677	400,000	400,000	400,000	-	0.00%	400,000	-	0.00%
01185185-050220	Consultants/Studies	16,490	15,000	15,000	15,000	-	0.00%	15,000	-	0.00%
01185185-050501	Salary Adjustment	-	225,000	225,000	-	(225,000)	-100.00%	750,000	750,000	#DIV/0!
01185185-050502	Salary Vacancy Factor	-	(400,000)	(400,000)	(500,000)	(100,000)	-25.00%	(500,000)	-	0.00%
01185185-050515	General Contingency	-	100,000	-	50,000	(50,000)	-50.00%	50,000	-	0.00%
		402,167	340,000	240,000	(35,000)	(375,000)	-110.29%	715,000	750,000	-2142.86%
	<b>TOTAL RESERVE ACCOUNTS</b>	<b>785,673</b>	<b>965,000</b>	<b>815,000</b>	<b>520,000</b>	<b>(445,000)</b>	<b>-46.11%</b>	<b>1,270,000</b>	<b>750,000</b>	<b>144.23%</b>
01830270-050851	AIPC	18,000	18,000	18,000	18,000	-	0.00%	18,000	-	0.00%
01830270-050855	Claggett Regatta	500	500	500	2,000	1,500	300.00%	500	(1,500)	-75.00%
01830270-050858	Newport Contemporary Ballet	500	500	500	500	-	0.00%	500	-	0.00%
01830270-050859	Chamber of Eco. Dev.-Greater Con	25,000	25,000	25,000	25,000	-	0.00%	25,000	-	0.00%
01830270-050860	Visiting Nurse	10,000	10,000	10,000	10,000	-	0.00%	10,000	-	0.00%
01830270-050861	NPT Cty Community Mental Health	10,500	10,500	10,500	15,000	4,500	42.86%	10,500	(4,500)	-30.00%
01830270-050865	Newport Partnership for Families	2,000	2,000	2,000	5,000	3,000	150.00%	2,000	(3,000)	-60.00%
01830270-050867	New Visions (EBCAP)	15,500	15,500	15,500	15,500	-	0.00%	15,500	-	0.00%
01830270-050869	Lucy's Hearth	1,500	1,500	1,500	1,500	-	0.00%	1,500	-	0.00%
01830270-050870	Seaman's Church	1,050	1,050	1,050	1,500	450	42.86%	1,050	(450)	-30.00%
01830270-050871	Eastern RI Conservation Dist	-	-	-	1,000	1,000	100.00%	-	(1,000)	-100.00%
01830270-050872	Newport Tree Conservancy	-	-	-	20,000	20,000	100.00%	-	(20,000)	-100.00%
01830270-050873	Child & Family Services	-	-	-	25,000	25,000	100.00%	-	(25,000)	-100.00%
01830270-050874	Meals on Wheels of RI	-	-	-	1,000	1,000	100.00%	-	(1,000)	-100.00%
01830270-050875	The Samaritans of RI	-	-	-	500	500	100.00%	-	(500)	-100.00%
01830270-050876	Newport Classical	-	-	-	500	500	100.00%	-	(500)	-100.00%
01830270-050877	Norman Bird Sanctuary	-	-	-	5,000	5,000	100.00%	-	(5,000)	-100.00%
01830270-050878	Women's Resource	3,250	3,250	3,250	3,500	250	7.69%	3,250	(250)	-7.14%
01830270-050879	Newport In Bloom	3,500	3,500	3,500	10,000	6,500	185.71%	3,500	(6,500)	-65.00%
01830270-050881	Edward King Sr Center	20,000	20,000	20,000	40,000	20,000	100.00%	20,000	(20,000)	-50.00%
01830270-050882	Park Holm Sr Center	1,700	1,700	1,700	1,700	-	0.00%	1,700	-	0.00%
01830270-050883	American Red Cross	-	500	500	(500)	(500)	-100.00%	500	500	#DIV/0!
01830270-050884	Boys & Girls Club	7,750	7,750	7,750	10,000	2,250	29.03%	7,750	(2,250)	-22.50%
01830270-050886	Newport Artillery	1,250	1,250	1,250	2,500	1,250	100.00%	1,250	(1,250)	-50.00%
01830270-050887	Lions Club	750	750	750	750	-	0.00%	750	-	0.00%
01830270-050889	Newport Little League	6,000	6,000	6,000	6,000	-	0.00%	6,000	-	0.00%
01830270-050890	Martin Luther King Ctr	7,500	7,500	7,500	20,000	12,500	166.67%	7,500	(12,500)	-62.50%
01830270-050891	Middletown/Newport Football	1,000	1,000	1,000	1,000	-	0.00%	1,000	-	0.00%
01830270-050896	RI Arts Foundation	-	500	500	(500)	(500)	-100.00%	500	500	#DIV/0!
01830270-050863	Newport Housing Hotline	4,450	4,450	4,450	25,000	20,550	461.80%	4,450	(20,550)	-82.20%
01830270-050864	Public Education Found	500	500	500	600	100	20.00%	500	(100)	-16.67%
01830270-050862	Clean Ocean Access	2,000	2,000	2,000	(2,000)	(2,000)	-100.00%	2,000	2,000	#DIV/0!
	<b>Total Donations</b>	<b>144,200</b>	<b>145,200</b>	<b>145,200</b>	<b>268,050</b>	<b>122,850</b>	<b>84.61%</b>	<b>145,200</b>	<b>(122,850)</b>	<b>-45.83%</b>
01010811-050004	Temp. Services	-	3,500	3,500	3,500	-	0.00%	3,500	-	0.00%
01010811-050051	Council Salaries	16,180	16,000	16,000	16,000	-	0.00%	16,000	-	0.00%
01010811-050101	Health Insurance	20,013	14,698	14,698	25,316	10,618	72.24%	25,316	-	0.00%
01010811-050102	Dental Insurance	803	978	978	1,293	315	32.21%	1,293	-	0.00%
01010811-050104	Payroll Taxes	988	1,224	1,224	1,224	-	0.00%	1,224	-	0.00%
01010811-050105	MERS Defined Benefit	843	863	863	414	(449)	-52.03%	843	429	103.62%
01010811-050106	MERS Defined Contribution	-	-	-	-	-	#DIV/0!	-	-	#DIV/0!
01010811-050210	Dues & Subscript	19,819	19,500	20,000	22,000	2,500	12.82%	23,000	1,000	4.55%
01010811-050278	Council Expense	17,811	25,500	25,500	27,000	1,500	5.88%	28,000	1,000	3.70%
01010811-050285	Navy Affairs Expense	403	910	910	910	-	0.00%	910	-	0.00%
01010811-050361	Office Supplies	374	2,000	2,000	2,000	-	0.00%	2,000	-	0.00%
01010811-050365	FireWorks	32,601	35,000	35,000	35,000	-	0.00%	45,000	10,000	28.57%
01010811-050366	Sister City Expense	10,446	20,000	20,000	20,000	-	0.00%	25,000	5,000	25.00%
01010811-050790	Bd Tenant Affairs	690	1,000	1,000	1,000	-	0.00%	1,000	-	0.00%
	<b>City Council</b>	<b>120,971</b>	<b>141,173</b>	<b>141,673</b>	<b>155,657</b>	<b>14,484</b>	<b>10.26%</b>	<b>173,086</b>	<b>17,429</b>	<b>11.20%</b>
01020820-050001	City Manager Salaries	443,395	447,854	447,854	616,966	169,112	37.76%	526,806	(90,160)	-14.61%
01020820-050004	Temp & Seasonal	1,620	3,500	-	3,500	-	0.00%	3,500	-	0.00%
01020820-050101	Health Insurance	61,249	66,989	66,989	91,201	24,212	36.14%	91,201	-	0.00%
01020820-050102	Dental Insurance	3,016	3,401	3,401	4,236	835	24.55%	4,236	-	0.00%
01020820-050103	Life Insurance	332	500	500	625	125	25.00%	625	-	0.00%
01020820-050104	Payroll Taxes	30,497	34,261	34,261	39,165	4,904	14.31%	40,301	1,136	2.90%
01020820-050105	MERS Defined Benefit	90,658	96,647	96,647	106,079	9,432	9.76%	111,051	4,972	4.69%
01020820-050106	MERS Defined Contribution	1,632	2,969	2,969	3,610	641	21.59%	3,779	169	4.68%
01020820-050205	Copying and Binding	-	-	1,069	-	-	#DIV/0!	-	-	#DIV/0!
01020820-050210	Annual Report	-	1,000	1,000	1,000	-	0.00%	1,000	-	0.00%



CITY OF NEWPORT, RHODE ISLAND  
FISCAL YEAR 2024 ADOPTED and FISCAL YEAR 2025 PROPOSED BUDGETS  
GENERAL FUND EXPENDITURES

ACCT NUMBER	ACCOUNT NAME	2022 ACTUAL RESULTS	2023 ADOPTED BUDGET	2023 PROJECTED RESULTS	2024 ADOPTED BUDGET	Dollar Change from FY2023	% Change	2025 PROPOSED BUDGET	Dollar Change from FY2024	% Change
01020820-050210	Dues & Subscriptions	3,735	4,000	4,000	4,150	150	3.75%	4,300	150	3.61%
01020820-050212	Conferences & Training	1,017	4,500	4,500	4,500	-	0.00%	4,500	-	0.00%
01020820-050225	Contract Services	3,192	23,000	5,000	5,000	(18,000)	-78.26%	5,000	-	0.00%
01020820-050251	Telephone & Comm		500	500	500	-	0.00%	500	-	0.00%
01020820-050271	Gasoline & Vehicle Maint.	754	1,200	1,200	1,200	-	0.00%	1,200	-	0.00%
01020820-050282	Official Expense	641	1,100	1,100	1,100	-	0.00%	1,100	-	0.00%
01020820-050361	Office Supplies	232	1,500	1,500	1,500	-	0.00%	1,500	-	0.00%
	<b>City Manager</b>	<b>641,970</b>	<b>692,921</b>	<b>672,490</b>	<b>884,332</b>	<b>191,411</b>	<b>27.62%</b>	<b>800,599</b>	<b>(83,733)</b>	<b>-9.47%</b>
01040821-050001	Human Resources Salaries	196,419	204,072	210,000	269,039	64,967	31.84%	274,422	5,383	2.00%
01040821-050004	Temp & Seasonal	9,761	15,000	15	5,000	(10,000)	-66.67%	5,000	-	0.00%
01040821-050101	Health Insurance	36,257	39,931	44,706	50,551	10,620	26.60%	62,822	12,271	24.27%
01040821-050102	Dental Insurance	1,297	2,050	2,190	2,274	224	10.93%	2,943	669	29.42%
01040821-050103	Life Insurance	123	250	250	375	125	50.00%	375	-	0.00%
01040821-050104	Payroll Taxes	15,542	15,612	18,202	20,582	4,970	31.83%	20,993	411	2.00%
01040821-050105	MERS Defined Benefit	40,221	44,039	48,000	56,794	12,755	28.96%	57,930	1,136	2.00%
01040821-050106	MERS Defined Contribution	646	688	688	1,303	615	89.39%	1,350	47	3.61%
01040821-050205	Copying & Binding	-	400	400	400	-	0.00%	400	-	0.00%
01040821-050210	Dues & Subscriptions	588	800	800	900	100	12.50%	900	-	0.00%
01040821-050212	Conferences & Training	236	3,000	2,000	3,000	-	0.00%	3,000	-	0.00%
01040821-050214	Tuition Reimbursement	10,000	10,000	8,000	10,000	-	0.00%	10,000	-	0.00%
01040821-050215	Recruitment	35,623	30,000	30,000	30,000	-	0.00%	30,000	-	0.00%
01040821-050225	Contract Services	8,280	15,000	15,000	15,000	-	0.00%	15,000	-	0.00%
01040821-050311	Operating Supplies	3,504	5,200	5,000	5,200	-	0.00%	5,200	-	0.00%
01040821-050361	Office Supplies	1,901	3,860	3,860	3,860	-	0.00%	3,860	-	0.00%
	<b>Human Resources</b>	<b>360,398</b>	<b>389,902</b>	<b>389,111</b>	<b>474,278</b>	<b>84,376</b>	<b>21.64%</b>	<b>494,195</b>	<b>19,917</b>	<b>4.20%</b>
01020115-050004	Temporary & Seasonal	270,537	195,000	270,000	272,000	77,000	39.49%	275,000	3,000	1.10%
01020115-050104	Payroll Taxes	20,696	10,000	20,000	20,000	10,000	100.00%	20,000	-	0.00%
01020115-050225	Contract Services	70,875	106,500	72,000	72,000	(34,500)	-32.39%	72,000	-	0.00%
01020115-050271	Gasoline & Vehicle Maint.	9,182	10,000	10,000	10,000	-	0.00%	10,000	-	0.00%
01020115-050320	Uniforms & Protective Gear	600	4,000	600	600	(3,400)	-85.00%	600	-	0.00%
	<b>Parking &amp; Ticket Enforce</b>	<b>371,890</b>	<b>325,500</b>	<b>372,600</b>	<b>374,600</b>	<b>49,100</b>	<b>15.08%</b>	<b>377,600</b>	<b>3,000</b>	<b>0.80%</b>
01190190-050002	Overtime	6,106	20,000	20,000	20,000	-	0.00%	20,000	-	0.00%
	<b>Special Events</b>	<b>6,106</b>	<b>20,000</b>	<b>20,000</b>	<b>20,000</b>	<b>-</b>	<b>0.00%</b>	<b>20,000</b>	<b>-</b>	<b>0.00%</b>
	<b>TOTAL CITY MANAGER</b>	<b>1,380,364</b>	<b>1,428,323</b>	<b>1,454,201</b>	<b>1,753,210</b>	<b>324,887</b>	<b>22.75%</b>	<b>1,692,394</b>	<b>(60,816)</b>	<b>-3.47%</b>
01030814-050001	City Solicitor Salaries	333,549	347,071	347,071	418,346	71,275	20.54%	360,621	(57,725)	-13.80%
01030814-050101	Health Insurance	80,044	88,129	88,129	92,432	4,303	4.88%	92,432	-	0.00%
01030814-050102	Dental Insurance	3,724	4,426	4,426	4,236	(190)	-4.29%	4,236	-	0.00%
01030814-050103	Life Insurance	380	625	625	625	-	0.00%	625	-	0.00%
01030814-050104	Payroll Taxes	23,867	26,551	26,551	27,031	480	1.81%	27,588	557	2.06%
01030814-050105	MERS Defined Benefit	50,598	53,937	53,937	53,082	(855)	-1.59%	55,354	2,272	4.28%
01030814-050106	MERS Defined Contribution	1,511	1,574	1,574	1,613	39	2.48%	1,653	40	2.48%
01030814-050210	Dues & Subscriptions	4,252	5,000	5,000	5,000	-	0.00%	5,000	-	0.00%
01030814-050212	Conferences & Training	-	2,000	2,000	2,000	-	0.00%	2,000	-	0.00%
01030814-050225	Contract Services	6,134	10,000	10,000	10,000	-	0.00%	10,000	-	0.00%
01030814-050247	Labor Relations	3,975	10,000	10,000	10,000	-	0.00%	10,000	-	0.00%
01030814-050268	Mileage Reimbursement	28	300	300	300	-	0.00%	300	-	0.00%
01030814-050361	Office Supplies	1,301	4,000	4,000	4,000	-	0.00%	4,000	-	0.00%
	<b>City Solicitor</b>	<b>509,363</b>	<b>553,613</b>	<b>553,613</b>	<b>628,665</b>	<b>75,052</b>	<b>13.56%</b>	<b>573,809</b>	<b>(54,856)</b>	<b>-8.73%</b>
01050812-050001	Canvassing Salaries	110,646	115,598	115,598	121,179	5,581	4.83%	124,476	3,297	2.72%
01050812-050002	Overtime	-	3,000	1,200	1,200	(1,800)	-60.00%	3,000	1,800	150.00%
01050812-050004	Seasonal & Temp	-	40,000	28,522	28,000	(12,000)	-30.00%	42,000	14,000	50.00%
01050812-050051	Monthly Salaries	4,233	4,140	3,840	4,416	276	6.67%	4,527	111	2.51%
01050812-050101	Health Insurance	37,860	41,315	41,315	43,160	1,845	4.47%	43,160	-	0.00%
01050812-050102	Dental Insurance	1,940	2,050	2,050	1,962	(88)	-4.29%	1,962	-	0.00%
01050812-050103	Life Insurance	253	250	250	250	-	0.00%	250	-	0.00%
01050812-050104	Payroll Taxes	7,961	8,843	8,843	9,270	427	4.83%	9,522	252	2.72%
01050812-050105	MERS Defined Benefit	22,664	24,946	24,946	25,108	162	0.65%	26,240	1,132	4.51%
01050812-050106	MERS Defined Contribution	1,074	1,156	1,156	1,212	56	4.84%	1,245	33	2.72%
01050812-050205	Copying & Binding	6,603	2,800	1,500	750	(2,050)	-73.21%	1,500	750	100.00%
01050812-050207	Legal Advertising	-	3,500	6,000	1,500	(2,000)	-57.14%	5,000	3,500	233.33%
01050812-050210	Dues & Subscriptions	305	250	200	250	-	0.00%	250	-	0.00%
01050812-050212	Conferences & Training	430	1,000	750	1,000	-	0.00%	1,000	-	0.00%
01050812-050225	Contract Services	20,069	38,000	20,000	40,000	2,000	5.26%	40,000	-	0.00%
01050812-050260	Equipment Rental	-	3,500	4,640	3,500	-	0.00%	5,000	1,500	42.86%
01050812-050268	Mileage Reimbursement	304	1,000	1,000	1,000	-	0.00%	1,000	-	0.00%
01050812-050361	Office Supplies	469	1,000	1,000	1,000	-	0.00%	1,000	-	0.00%
	<b>Canvassing</b>	<b>214,811</b>	<b>292,348</b>	<b>262,810</b>	<b>284,757</b>	<b>(7,591)</b>	<b>-2.60%</b>	<b>311,132</b>	<b>26,375</b>	<b>9.26%</b>
01060813-050001	City Clerk/Probate Salaries	339,841	356,468	356,468	393,928	37,460	10.51%	406,807	12,879	3.27%
01060813-050101	Health Insurance	100,985	100,300	100,300	104,389	4,089	4.08%	104,389	-	0.00%
01060813-050102	Dental Insurance	5,648	6,150	6,150	5,886	(264)	-4.29%	5,886	-	0.00%
01060813-050103	Life Insurance	563	750	750	750	-	0.00%	750	-	0.00%
01060813-050104	Payroll Taxes	25,154	27,423	27,423	30,135	2,712	9.89%	31,121	986	3.27%
01060813-050105	MERS Defined Benefit	69,611	77,357	77,357	81,622	4,265	5.51%	85,755	4,133	5.06%
01060813-050106	MERS Defined Contribution	3,300	3,585	3,585	3,939	354	9.87%	4,068	129	3.27%
01060813-050207	Legal Advertising	32,544	35,000	35,000	10,000	(25,000)	-71.43%	10,000	-	0.00%
01060813-050210	Dues & Subscriptions	505	500	500	500	-	0.00%	500	-	0.00%
01060813-050212	Conferences & Training	1,242	500	500	500	-	0.00%	500	-	0.00%
01060813-050225	Contract Services	23,177	25,000	25,000	50,000	25,000	100.00%	50,000	-	0.00%
01060813-050268	Mileage	163	250	250	250	-	0.00%	250	-	0.00%
01060813-050361	Office Supplies	2,675	3,500	3,500	3,500	-	0.00%	3,500	-	0.00%
	<b>City Clerk/Probate</b>	<b>605,408</b>	<b>636,783</b>	<b>636,783</b>	<b>685,399</b>	<b>48,616</b>	<b>7.63%</b>	<b>703,526</b>	<b>18,127</b>	<b>2.64%</b>
<b>Department of Finance</b>										
01100832-050001	Finance Admin Salaries	386,172	392,078	392,078	401,038	8,960	2.29%	414,108	13,070	3.26%
01100832-050101	Health Insurance	41,292	37,636	37,636	54,415	16,779	44.58%	54,414	(1)	0.00%
01100832-050102	Dental Insurance	1,610	2,376	2,376	2,765	389	16.37%	2,765	-	0.00%
01100832-050103	Life Insurance	363	438	438	438	-	0.00%	438	-	0.00%
01100832-050104	Payroll Taxes	28,858	29,994	29,994	30,679	685	2.28%	31,679	1,000	3.26%
01100832-050105	MERS Defined Benefit	78,878	84,611	84,611	83,193	(1,418)	-1.68%	87,294	4,101	4.93%
01100832-050106	MERS Defined Contribution	2,736	4,352	4,352	4,447	95	2.18%	4,597	150	3.37%
01100832-050205	Copying & Binding	5,700	6,000	6,000	6,000	-	0.00%	6,000	-	0.00%



CITY OF NEWPORT, RHODE ISLAND  
FISCAL YEAR 2024 ADOPTED and FISCAL YEAR 2025 PROPOSED BUDGETS  
GENERAL FUND EXPENDITURES

ACCT NUMBER	ACCOUNT NAME	2022 ACTUAL RESULTS	2023 ADOPTED BUDGET	2023 PROJECTED RESULTS	2024			2025		
					ADOPTED BUDGET	Dollar Change from FY2023	% Change	PROPOSED BUDGET	Dollar Change from FY2024	% Change
01100832-050207	Legal Advertising	2,170	10,000	10,000	10,000	-	0.00%	10,000	-	0.00%
01100832-050210	Dues & Subscriptions	4,463	4,000	4,000	4,000	-	0.00%	4,000	-	0.00%
01100832-050212	Conferences & Training	1,658	5,000	5,000	5,000	-	0.00%	5,000	-	0.00%
01100832-050361	Office Supplies	14,881	15,000	18,000	15,000	-	0.00%	16,000	1,000	6.67%
	<b>Administration</b>	<b>568,781</b>	<b>591,485</b>	<b>594,485</b>	<b>616,975</b>	<b>25,490</b>	<b>4.31%</b>	<b>636,295</b>	<b>19,320</b>	<b>3.13%</b>
01100831-050001	Municipal Court Salaries	66,437	68,631	68,631	73,013	4,382	6.38%	76,891	3,878	5.31%
01100831-050002	Overtime	-	500	500	500	-	0.00%	500	-	0.00%
01100831-050101	Health Insurance	16,724	19,966	19,966	8,751	(11,215)	-56.17%	8,751	-	0.00%
01100831-050102	Dental Insurance	955	1,025	1,025	981	(44)	-4.29%	981	-	0.00%
01100831-050103	Life Insurance	119	125	125	125	-	0.00%	125	-	0.00%
01100831-050104	Payroll Taxes	5,234	5,250	5,250	5,586	336	6.40%	5,882	296	5.30%
01100831-050105	MERS Defined Benefit	13,431	14,811	14,811	15,128	317	2.14%	16,209	1,081	7.15%
01100831-050106	MERS Defined Contribution	637	686	686	730	44	6.41%	769	39	5.34%
01100831-050225	Contract Services	-	500	500	500	-	0.00%	500	-	0.00%
01100831-050361	Office Supplies	256	500	500	500	-	0.00%	500	-	0.00%
	<b>Municipal Court</b>	<b>103,793</b>	<b>111,994</b>	<b>111,994</b>	<b>105,814</b>	<b>(6,180)</b>	<b>-5.52%</b>	<b>111,108</b>	<b>5,294</b>	<b>5.00%</b>
01100833-050001	Info & Technology Salaries	210,909	243,123	243,123	342,631	99,508	40.93%	358,474	15,843	4.62%
01100833-050004	Temporary Seasonal	-	-	1,687	2,500	2,500	100.00%	2,500	-	0.00%
01100833-050101	Health Insurance	26,642	28,933	28,933	62,310	33,377	115.36%	62,309	(1)	0.00%
01100833-050102	Dental Insurance	1,312	1,351	1,351	2,765	1,414	104.66%	2,765	-	0.00%
01100833-050103	Life Insurance	248	438	438	438	-	0.00%	438	-	0.00%
01100833-050104	Payroll Taxes	16,389	16,752	16,752	26,211	9,459	56.46%	27,423	1,212	4.62%
01100833-050105	MERS Defined Benefit	43,406	47,256	47,256	70,993	23,737	50.23%	75,566	4,573	6.44%
01100833-050106	MERS Defined Contribution	2,057	2,020	2,020	3,542	1,522	75.35%	3,701	159	4.49%
01100833-050226	Contracted Operations	516,522	536,967	536,967	586,958	49,991	9.31%	604,667	17,709	3.02%
01100833-050227	Hosted Services	372,015	384,000	384,000	400,500	16,500	4.30%	412,445	11,945	2.98%
01100833-050228	Licensing and Maintenance	409,986	569,817	569,817	683,423	113,606	19.94%	682,110	(1,313)	-0.19%
01100833-050238	Postage	52,744	65,390	65,390	65,390	-	0.00%	66,330	940	1.44%
01100833-050251	Telephone & Comm	288,531	333,670	333,670	335,000	1,330	0.40%	340,000	5,000	1.49%
01100833-050270	IT Special Project	219,337	-	300,000	-	-	-	-	-	#DIV/0!
	IT Specil Project Insurance Approv	28,120	-	105,974	-	-	-	-	-	#DIV/0!
01100833-050311	Operating Supplies	6,294	23,700	23,700	24,200	500	2.11%	28,080	3,880	16.03%
01100833-050361	Office Supplies	4,224	7,000	7,000	7,000	-	0.00%	7,000	-	0.00%
01100833-050420	MIS Equipment	4,708	57,500	57,500	57,653	153	0.27%	60,000	2,347	4.07%
	<b>Info &amp; Technology</b>	<b>2,203,444</b>	<b>2,317,917</b>	<b>2,725,578</b>	<b>2,671,514</b>	<b>353,597</b>	<b>15.25%</b>	<b>2,733,808</b>	<b>62,294</b>	<b>2.33%</b>
01100837-050001	Assessment Salaries	147,485	186,196	186,196	248,952	62,756	33.70%	260,533	11,581	4.65%
01100837-050002	Overtime	2,167	-	2,000	2,000	-	#DIV/0!	2,000	-	0.00%
01100837-050101	Health Insurance	44,470	62,664	62,664	87,596	24,932	39.79%	87,596	-	0.00%
01100837-050102	Dental Insurance	2,321	3,075	3,075	3,924	849	27.61%	3,924	-	0.00%
01100837-050103	Life Insurance	132	375	375	500	125	33.33%	500	-	0.00%
01100837-050104	Payroll Taxes	10,901	14,244	14,244	18,068	3,824	26.85%	18,191	123	0.68%
01100837-050105	MERS Defined Benefit	30,215	40,181	40,181	52,884	12,703	31.61%	55,708	2,824	5.34%
01100837-050106	MERS Defined Contribution	1,432	1,708	1,708	2,389	681	39.87%	2,455	66	2.76%
01100837-050205	Copying & Binding	517	600	600	650	50	8.33%	600	(50)	-7.69%
01100837-050210	Dues & Subscriptions	744	1,200	1,200	1,200	-	0.00%	1,200	-	0.00%
01100837-050212	Conferences & Training	1,557	2,000	2,000	2,000	-	0.00%	2,000	-	0.00%
01100837-050225	Contract Services	9,833	5,000	10,000	10,000	5,000	100.00%	10,000	-	0.00%
01100837-050311	Hard Copy of Tax Rolls	7,698	5,700	8,000	8,500	2,800	49.12%	8,500	-	0.00%
01100837-050361	Office Supplies	1,179	2,000	2,000	2,500	500	25.00%	2,500	-	0.00%
	<b>Assessment</b>	<b>260,651</b>	<b>324,943</b>	<b>334,243</b>	<b>441,163</b>	<b>116,220</b>	<b>35.77%</b>	<b>455,707</b>	<b>14,544</b>	<b>3.30%</b>
01100834-050001	Collections Salaries	217,509	259,340	259,340	275,081	15,741	6.07%	279,151	4,070	1.48%
01100834-050002	Overtime	5,554	5,000	7,500	8,000	3,000	60.00%	5,000	(3,000)	-37.50%
01100834-050004	Temp and Seasonal	7,843	5,000	8,000	8,000	3,000	60.00%	8,000	-	0.00%
01100834-050101	Health Insurance	57,606	84,013	84,013	65,378	(18,635)	-22.18%	65,377	(1)	0.00%
01100834-050102	Dental Insurance	2,833	4,100	4,100	3,255	(845)	-20.61%	3,255	-	0.00%
01100834-050103	Life Insurance	362	500	500	500	-	0.00%	500	-	0.00%
01100834-050104	Payroll Taxes	19,521	19,840	19,840	21,044	1,204	6.07%	21,355	311	1.48%
01100834-050105	MERS Defined Benefit	44,691	55,966	55,966	56,997	1,031	1.84%	58,845	1,848	3.24%
01100834-050106	MERS Defined Contribution	2,118	2,593	2,593	2,751	158	6.09%	2,792	41	1.49%
01100834-050205	Copying & Binding	13,192	27,000	15,000	16,000	(1,000)	-40.74%	17,000	1,000	6.25%
01100834-050210	Dues & Subscriptions	30	100	100	100	-	0.00%	100	-	0.00%
01100834-050268	Mileage Reimb	-	-	600	600	600	100.00%	750	150	25.00%
01100834-050361	Office Supplies	2,101	2,700	2,700	2,700	-	0.00%	2,800	100	3.70%
	<b>Billing and Collections</b>	<b>373,360</b>	<b>466,152</b>	<b>460,252</b>	<b>460,406</b>	<b>(5,746)</b>	<b>-1.23%</b>	<b>464,925</b>	<b>4,519</b>	<b>0.98%</b>
01100835-050001	Accounting Salaries	435,010	453,870	453,870	477,602	23,732	5.23%	487,154	9,552	2.00%
01100835-050002	Overtime	3,518	3,000	4,000	6,500	3,500	116.67%	5,000	(1,500)	-23.08%
01100835-050101	Health Insurance	94,807	103,979	103,979	108,536	4,557	4.38%	108,536	-	0.00%
01100835-050102	Dental Insurance	5,603	5,125	5,125	4,905	(220)	-4.29%	4,905	-	0.00%
01100835-050103	Life Insurance	752	750	750	750	-	0.00%	750	-	0.00%
01100835-050104	Payroll Taxes	32,687	34,721	34,721	36,537	1,816	5.23%	37,267	730	2.00%
01100835-050105	MERS Defined Benefit	89,249	97,945	97,945	98,959	1,014	1.04%	102,692	3,733	3.77%
01100835-050106	MERS Defined Contribution	3,036	5,027	5,027	5,291	264	5.25%	5,387	96	1.81%
01100835-050210	Dues & Subscriptions	559	1,000	1,000	1,000	-	0.00%	1,000	-	0.00%
01100835-050212	Conferences & Training	2,580	2,000	3,000	3,000	1,000	50.00%	3,000	-	0.00%
01100835-050225	Contract Services	8,792	9,000	9,000	10,000	1,000	11.11%	11,000	1,000	10.00%
01100835-050361	Check Stock & Envelopes	7,787	6,000	6,000	6,000	-	0.00%	6,000	-	0.00%
	<b>Accounting</b>	<b>684,380</b>	<b>722,417</b>	<b>724,417</b>	<b>759,080</b>	<b>36,663</b>	<b>5.08%</b>	<b>772,691</b>	<b>13,611</b>	<b>1.79%</b>
01100836-050001	School Accounting Salaries	213,194	222,603	222,603	235,556	12,953	5.82%	243,392	7,836	3.33%
01100836-050002	Overtime	192	-	2,500	3,000	3,000	100.00%	2,000	(1,000)	-33.33%
01100836-050101	Health Insurance	57,606	62,664	62,664	65,378	2,714	4.33%	65,377	(1)	0.00%
01100836-050102	Dental Insurance	2,267	3,075	3,075	2,943	(132)	-4.29%	2,943	-	0.00%
01100836-050103	Life Insurance	375	375	375	375	-	0.00%	375	-	0.00%
01100836-050104	Payroll Taxes	16,022	17,029	17,029	18,020	991	5.82%	18,620	600	3.33%
01100836-050105	MERS Defined Benefit	43,406	48,038	48,038	48,807	769	1.60%	51,307	2,500	5.12%
01100836-050106	MERS Defined Contribution	1,054	2,488	2,488	2,624	136	5.47%	2,709	85	3.24%
01100836-050210	Dues & Subscriptions	725	500	800	1,000	500	100.00%	1,000	-	0.00%
01100836-050212	Conferences & Training	1,014	1,000	1,500	1,500	500	50.00%	1,500	-	0.00%
01100836-050361	Office Supplies	525	1,000	1,000	1,000	-	0.00%	1,000	-	0.00%
	<b>School Accounting &amp; PR</b>	<b>336,394</b>	<b>358,772</b>	<b>362,072</b>	<b>380,203</b>	<b>21,431</b>	<b>5.97%</b>	<b>390,223</b>	<b>10,020</b>	<b>2.64%</b>
<b>TOTAL FINANCE DEPARTMENT</b>		<b>4,530,803</b>	<b>4,893,680</b>	<b>5,313,041</b>	<b>5,435,155</b>	<b>541,475</b> </				



CITY OF NEWPORT, RHODE ISLAND  
FISCAL YEAR 2024 ADOPTED and FISCAL YEAR 2025 PROPOSED BUDGETS  
GENERAL FUND EXPENDITURES

ACCT NUMBER	ACCOUNT NAME	2022 ACTUAL RESULTS	2023 ADOPTED BUDGET	2023 PROJECTED RESULTS	2024 ADOPTED BUDGET	Dollar Change from FY2023	% Change	2025 PROPOSED BUDGET	Dollar Change from FY2024	% Change
01200110-050003	Holiday Pay	65,683	58,580	65,683	70,000	11,420	19.49%	73,000	3,000	4.29%
01200110-050004	Temp & Seasonal	31,144	63,444	32,000	32,000	(31,444)	-49.56%	32,000	-	0.00%
01200110-050007	Fitness Incentive Pay	120	500	1,200	500	-	0.00%	500	-	0.00%
01200110-050101	Health Insurance	343,786	379,165	379,165	312,622	(66,543)	-17.55%	312,622	-	0.00%
01200110-050102	Dental Insurance	17,160	17,844	17,844	13,689	(4,155)	-23.29%	13,689	-	0.00%
01200110-050103	Life Insurance	2,960	3,149	3,149	2,420	(729)	-23.15%	2,420	-	0.00%
01200110-050104	Payroll Taxes	85,178	75,088	75,088	39,958	(35,130)	-46.79%	40,759	801	2.00%
01200110-050105	MERS Defined Benefit	145,276	178,393	178,393	70,047	(108,346)	-60.73%	73,828	3,781	5.40%
01200110-050106	MERS Defined Contribution	4,858	7,288	7,288	5,518	(1,770)	-24.29%	5,618	100	1.81%
01200110-050120	Bank Fees	1,226	1,000	1,500	1,500	500	50.00%	1,500	-	0.00%
01200110-050205	Copying & Binding	-	-	71	71	-	#DIV/0!	71	-	0.00%
01200110-050210	Dues & Subscriptions	2,886	2,444	2,444	2,444	-	0.00%	2,444	-	0.00%
01200110-050212	Conferences & Training	18,960	20,000	20,000	30,000	10,000	50.00%	40,000	10,000	33.33%
01200110-050214	Tuition Reimbursement	51,200	51,500	51,500	51,500	-	0.00%	51,500	-	0.00%
01200110-050225	Contract Services	42,822	63,608	63,608	103,106	39,498	62.10%	103,106	-	0.00%
01200110-050235	Laundry Services	375	1,000	1,000	1,000	-	0.00%	1,000	-	0.00%
01200110-050239	Liability Insurance	155,655	163,000	160,571	171,221	8,221	5.04%	188,343	17,122	10.00%
01200110-050251	Telephone & Comm	26,521	30,717	30,717	30,717	-	0.00%	30,717	-	0.00%
01200110-050256	Refuse Disposal	3,621	4,000	4,000	4,000	-	0.00%	4,000	-	0.00%
01200110-050271	Gasoline & Vehicle Maint	5,696	7,289	7,289	5,833	(1,456)	-19.98%	5,973	140	2.40%
01200110-050274	Repairs and Maint of Buildings	15,792	33,400	33,400	33,400	-	0.00%	33,400	-	0.00%
01200110-050275	Repair & Maint of Equip	10,613	15,000	15,000	15,000	-	0.00%	15,000	-	0.00%
01200110-050305	Water Charges	5,692	7,500	7,500	7,500	-	0.00%	7,500	-	0.00%
01200110-050306	Electricity	43,174	60,000	60,000	60,000	-	0.00%	60,000	-	0.00%
01200110-050307	Natural Gas	16,926	15,450	15,450	15,450	-	0.00%	15,450	-	0.00%
01200110-050311	Operating Supplies	34,686	40,000	40,000	45,000	5,000	12.50%	45,000	-	0.00%
01200110-050320	Uniforms & Protective Gear	13,158	15,645	15,645	15,645	-	0.00%	15,645	-	0.00%
01200110-050361	Office Supplies	11,487	15,000	15,000	15,000	-	0.00%	15,000	-	0.00%
	<b>Police Admin</b>	<b>2,938,332</b>	<b>3,053,815</b>	<b>3,068,316</b>	<b>2,621,320</b>	<b>(432,495)</b>	<b>-14.16%</b>	<b>2,674,368</b>	<b>53,048</b>	<b>2.02%</b>
01200111-050001	Uniform Station Salaries	3,928,382	4,353,558	4,353,558	3,846,710	(506,848)	-11.64%	3,918,470	71,760	1.87%
01200111-050001	Overfill	-	200,000	-	117,568	(82,432)	-41.22%	127,445	9,877	8.40%
01200111-050002	Overtime	1,145,540	725,000	775,000	783,000	58,000	8.00%	798,700	15,700	2.01%
01200111-050003	Holiday Pay	176,359	210,673	210,673	185,000	(25,673)	-12.19%	190,000	5,000	2.70%
01200111-050015	Directed Enforcement	-	-	-	-	-	#DIV/0!	-	-	#DIV/0!
01200111-050101	Health Insurance	794,439	865,931	865,931	703,609	(162,322)	-18.75%	703,609	-	0.00%
01200111-050102	Dental Insurance	38,276	39,693	39,693	29,784	(9,909)	-24.96%	29,784	-	0.00%
01200111-050103	Life Insurance	9,225	8,976	8,976	7,306	(1,670)	-18.61%	7,306	-	0.00%
01200111-050104	Payroll Taxes	150,612	87,105	87,105	71,978	(15,127)	-17.37%	76,028	4,050	5.63%
01200111-050105	MERS Defined Benefit	146,286	162,936	162,936	162,076	(860)	-0.53%	172,323	10,247	6.32%
01200111-050106	MERS Defined Contribution	49,353	55,244	55,244	59,656	4,412	7.99%	60,892	1,236	2.07%
01200111-050108	Retiree Benefits	1,412,536	1,426,000	713,000	738,668	(687,332)	-48.20%	765,260	26,592	3.60%
01200111-050067	Retiree Benefits OPEB	-	(713,000)	-	713,000	-	-100.00%	-	-	#DIV/0!
01200111-050210	Dues and Subscriptions	-	-	250	300	-	#DIV/0!	300	-	0.00%
01200111-050225	Contract Services	4,875	2,500	2,000	9,100	6,600	264.00%	9,100	-	0.00%
01200111-050246	Potter League Contract	92,411	101,879	101,879	101,879	-	0.00%	101,879	-	0.00%
01200111-050271	Gasoline & Vehicle Maint.	253,438	275,000	275,000	259,521	(15,479)	-5.63%	265,749	6,228	2.40%
01200111-050304	Heating Fuel	699	1,347	-	1,347	-	0.00%	1,347	-	0.00%
01200111-050306	Electricity	2,488	3,560	994	3,560	-	0.00%	3,560	-	0.00%
01200111-050311	Operating Supplies	4,555	20,500	907	20,500	-	0.00%	20,500	-	0.00%
01200111-050320	Uniforms & Protective Gear	73,639	105,300	59,671	120,900	15,600	14.81%	120,900	-	0.00%
01200111-050422	Transfer to Equip Replacement	125,000	125,000	125,000	175,000	50,000	40.00%	200,000	25,000	14.29%
	<b>Uniform Patrol</b>	<b>8,408,113</b>	<b>8,057,202</b>	<b>7,837,817</b>	<b>7,397,462</b>	<b>(659,740)</b>	<b>-8.19%</b>	<b>7,573,152</b>	<b>175,691</b>	<b>2.38%</b>
01200112-050001	Police Dispatch Salaries	-	-	-	543,781	543,781	#DIV/0!	548,751	4,970	0.91%
01200112-050002	Overtime	-	-	-	70,000	70,000	#DIV/0!	70,000	-	0.00%
01200112-050003	Holiday Pay	-	-	-	-	-	#DIV/0!	-	-	#DIV/0!
01200112-050101	Health Insurance	-	-	-	129,731	129,731	#DIV/0!	129,728	(3)	0.00%
01200112-050102	Dental Insurance	-	-	-	5,841	5,841	#DIV/0!	5,841	-	0.00%
01200112-050103	Life Insurance	-	-	-	1,000	1,000	#DIV/0!	1,000	-	0.00%
01200112-050104	Payroll Taxes	-	-	-	41,599	41,599	#DIV/0!	41,979	380	0.91%
01200112-050105	MERS Defined Benefit	-	-	-	112,671	112,671	#DIV/0!	115,677	3,006	2.67%
01200112-050106	MERS Defined Contribution	-	-	-	5,597	5,597	#DIV/0!	5,647	50	0.89%
01200112-050271	Gasoline & Vehicle Maint.	-	-	-	-	-	#DIV/0!	-	-	#DIV/0!
01200112-050311	Operating Supplies	-	-	-	-	-	#DIV/0!	-	-	#DIV/0!
01200112-050320	Uniforms and Protective Gear	-	-	-	-	-	#DIV/0!	-	-	#DIV/0!
	<b>Dispatch</b>	<b>-</b>	<b>-</b>	<b>-</b>	<b>910,220</b>	<b>910,220</b>	<b>#DIV/0!</b>	<b>918,623</b>	<b>8,403</b>	<b>0.92%</b>
01200113-050001	Police General Assign	1,672,564	1,491,572	1,491,572	1,923,064	431,492	28.93%	1,929,661	6,597	0.34%
01200113-050002	Overtime	102,476	112,000	112,000	121,000	9,000	8.04%	123,500	2,500	2.07%
01200113-050003	Holiday Pay	74,520	78,964	78,964	80,000	1,036	1.31%	82,000	2,000	2.50%
01200113-050101	Health Insurance	300,918	304,440	304,440	402,070	97,630	32.07%	402,070	-	0.00%
01200113-050102	Dental Insurance	15,519	15,328	15,328	18,594	3,266	21.31%	18,594	-	0.00%
01200113-050103	Life Insurance	2,874	2,797	2,797	3,465	668	23.88%	3,465	-	0.00%
01200113-050104	Payroll Taxes	31,917	25,472	25,472	31,817	6,345	24.91%	31,942	125	0.39%
01200113-050105	MERS Defined Benefit	13,333	13,381	13,381	19,679	6,298	47.07%	20,765	1,086	5.52%
01200113-050106	MERS Defined Contribution	421	-	-	2,565	2,565	#DIV/0!	2,577	12	0.47%
01200113-050271	Gasoline & Vehicle Maint.	87,757	80,000	90,000	92,160	12,160	15.20%	94,372	2,212	2.40%
01200113-050311	Operating Supplies	2,183	7,500	7,500	7,500	-	0.00%	7,500	-	0.00%
01200113-050320	Uniforms & Protective Gear	25,433	26,731	26,731	26,731	-	0.00%	26,731	-	0.00%
	<b>Criminal Invest Services</b>	<b>2,329,915</b>	<b>2,158,185</b>	<b>2,168,185</b>	<b>2,728,645</b>	<b>570,460</b>	<b>26.43%</b>	<b>2,743,177</b>	<b>14,532</b>	<b>0.53%</b>
	<b>SUBTOTAL POLICE - OPERATING</b>	<b>13,676,360</b>	<b>13,269,202</b>	<b>13,074,318</b>	<b>13,657,647</b>	<b>388,445</b>	<b>2.93%</b>	<b>13,909,320</b>	<b>251,673</b>	<b>1.84%</b>
01200111-050010	Special Detail Pay	1,332,069	1,200,000	1,400,000	1,400,000	200,000	16.67%	1,400,000	-	0.00%
01200111-050150	Contribution to Pension	4,189,924	4,013,737	4,013,737	3,853,840	(159,897)	-3.98%	3,853,840	-	0.00%
	<b>TOTAL POLICE</b>	<b>19,198,353</b>	<b>18,482,939</b>	<b>18,488,055</b>	<b>18,911,487</b>	<b>428,548</b>	<b>2.32%</b>	<b>19,163,160</b>	<b>251,673</b>	<b>1.33%</b>
01300130-050001	Fire Admin Salaries	199,338	202,032	202,032	226,421	24,389	12.07%	234,979	8,558	3.78%
01300130-050004	Temporary & Seasonal Wages	-	-	-	-	-	#DIV/0!	-	-	#DIV/0!
01300130-050101	Health Insurance	23,257	26,950	21,267	33,611	6,661	24.72%	33,611	-	0.00%
01300130-050102	Dental Insurance	1,216	1,351	1,200	1,293	(58)	-4.29%	1,293	-	0.00%
01300130-050103	Life Insurance	155	292	160	292	-	0.00%	292	-	0.00%
01300130-050104	Payroll Taxes	7,506	7,510	6,400	7,852	342	4.55%	8,182	330	4.20%
01300130-050105	MERS Defined Benefit	13,912	15,140	1,500	15,270	130	0.86%	16,235	965	6.32%
01300130-050106	MERS Defined Contribution	659	702	620	737	35	4.99%	770	33	4.48%
01										



CITY OF NEWPORT, RHODE ISLAND  
FISCAL YEAR 2024 ADOPTED and FISCAL YEAR 2025 PROPOSED BUDGETS  
GENERAL FUND EXPENDITURES

ACCT NUMBER	ACCOUNT NAME	2022 ACTUAL RESULTS	2023 ADOPTED BUDGET	2023 PROJECTED RESULTS	2024 ADOPTED BUDGET	Dollar Change from FY2023	% Change	2025 PROPOSED BUDGET	Dollar Change from FY2024	% Change
01300130-050239	Liability Insurance	4,290	4,400	8,862	9,748	5,348	121.55%	10,723	975	10.00%
01300130-050251	Phone & Comm	10,456	12,000	12,000	12,000	-	0.00%	12,000	-	0.00%
01300130-050271	Gasoline & Vehicle Maint.	244,673	172,000	218,000	250,545	78,545	45.67%	256,558	6,013	2.40%
01300130-050274	Repair & Maint Buildings	16,824	18,000	18,000	18,700	700	3.89%	19,450	750	4.01%
01300130-050275	Repair & Maint Equip	16,805	20,000	14,000	20,800	800	4.00%	21,600	800	3.85%
01300130-050305	Water	12,778	13,500	13,500	14,000	500	3.70%	14,500	500	3.57%
01300130-050306	Electricity	30,305	35,000	25,000	35,000	-	0.00%	35,000	-	0.00%
01300130-050307	Natural Gas	16,511	15,000	16,000	16,000	1,000	6.67%	16,200	200	1.25%
01300130-050311	Operating Supplies	4,542	5,500	8,500	5,700	200	3.64%	5,900	200	3.51%
01300130-050320	Uniforms & Protective Gear	815	1,600	1,600	1,600	-	0.00%	1,600	-	0.00%
01300130-050361	Office Supplies	5,393	10,700	7,700	10,700	-	0.00%	11,100	400	3.74%
01300130-050422	Transfer to Equip Replacement	275,000	275,000	275,000	300,000	25,000	9.09%	400,000	100,000	33.33%
	<b>Fire Admin</b>	<b>885,229</b>	<b>838,602</b>	<b>853,266</b>	<b>982,271</b>	<b>143,669</b>	<b>17.13%</b>	<b>1,102,073</b>	<b>119,802</b>	<b>12.20%</b>
01300131-050001	Salaries	490,566	495,028	490,566	512,526	17,498	3.53%	512,526	-	0.00%
01300131-050002	Overtime	36,892	45,586	45,586	47,400	1,814	3.98%	49,000	1,600	3.38%
01300131-050003	Holiday Pay	22,081	26,063	26,063	26,520	457	1.75%	27,580	1,060	4.00%
01300131-050101	Health Insurance	86,284	94,364	94,364	97,293	2,929	3.10%	97,293	-	0.00%
01300131-050102	Dental Insurance	4,798	4,426	3,922	4,236	(190)	-4.29%	4,236	-	0.00%
01300131-050103	Life Insurance	820	834	615	834	-	0.00%	834	-	0.00%
01300131-050104	Payroll Taxes	8,076	7,178	6,670	7,432	254	3.54%	7,432	-	0.00%
01300131-050205	Copying & Binding	448	550	550	570	20	3.64%	590	20	3.51%
01300131-050210	Dues & Subscriptions	1,876	1,600	1,620	1,650	50	3.13%	1,700	50	3.03%
01300131-050212	Conferences & Training	1,782	6,250	6,250	6,500	250	4.00%	6,700	200	3.08%
01300131-050275	Repair & Maint Equip	1,857	6,000	6,000	6,240	240	4.00%	6,400	160	2.56%
01300131-050311	Operating Supplies	3,450	3,800	3,800	3,950	150	3.95%	4,100	150	3.80%
01300131-050320	Uniforms & Protective Gear	8,000	8,000	8,000	8,320	320	4.00%	8,650	330	3.97%
01300131-050350	Equipment Parts	7,125	2,200	5,392	5,500	3,300	150.00%	5,500	-	0.00%
	<b>Fire Prevention</b>	<b>674,055</b>	<b>701,879</b>	<b>699,398</b>	<b>728,971</b>	<b>27,092</b>	<b>3.86%</b>	<b>732,541</b>	<b>3,570</b>	<b>0.49%</b>
01300132-050001	Salaries	6,501,383	6,629,997	5,468,400	7,002,949	372,952	5.63%	6,942,570	(60,379)	-0.86%
01300132-050002	Salary Vacancies	-	(300,000)	(300,000)	-	300,000	-100.00%	-	-	#DIV/0!
01300132-050001	Overfill	-	174,468	30,000	109,891	(64,577)	-37.01%	115,000	5,109	4.65%
01300132-050002	Overtime	1,464,161	1,468,000	1,582,037	1,300,000	(168,000)	-11.44%	1,350,000	50,000	3.85%
01300132-050003	Holiday Pay	291,461	300,000	288,860	300,000	-	0.00%	310,591	10,591	3.53%
01300132-050013	Instructor's Salary	6,801	12,000	6,800	12,480	480	4.00%	12,980	500	4.01%
01300132-050014	EMT Certificate Pay	117,343	123,000	120,000	123,000	-	0.00%	123,000	-	0.00%
01300132-050101	Health Insurance	1,413,291	1,486,165	1,457,142	1,606,362	120,197	8.09%	1,606,362	-	0.00%
01300132-050102	Dental Insurance	69,714	80,646	5,580	70,674	(9,972)	-12.37%	70,674	-	0.00%
01300132-050103	Life Insurance	14,425	15,520	13,000	14,853	(667)	-4.30%	14,853	-	0.00%
01300132-050104	Payroll Taxes	121,383	128,687	116,000	118,943	(9,744)	-7.57%	118,167	(776)	-0.65%
01300132-050108	Retiree Benefits	1,266,016	1,375,000	687,500	687,500	(687,500)	-100.00%	712,509	24,759	3.60%
01300132-050067	Retiree Benefits OPEB	-	(687,500)	-	687,500	-	-	-	-	#DIV/0!
01300132-050212	Conferences & Training	36,744	35,000	48,000	43,900	8,900	25.43%	45,700	1,800	4.10%
01300132-050214	Tuition Reimb	15,149	25,000	25,000	25,000	-	0.00%	25,000	-	0.00%
01300132-050225	Contract Services	39,731	67,700	87,324	62,200	(5,500)	-8.12%	64,700	2,500	4.02%
01300132-050239	Liability Insurance	143,110	150,300	150,300	157,421	7,121	4.74%	173,163	15,742	10.00%
01300132-050275	Repairs & Maint Equip	22,055	16,000	13,000	66,640	50,640	316.50%	68,872	2,232	3.35%
01300132-050311	Operating Supplies	16,015	20,000	16,000	20,800	800	4.00%	21,600	800	3.85%
01300132-050313	Medical Supplies	44,428	35,000	32,000	36,000	1,000	2.86%	37,400	1,400	3.89%
01300132-050320	Uniform Allowance	143,200	141,000	138,000	152,000	11,000	7.80%	152,000	-	0.00%
01300132-050321	Protective Gear	35,628	57,525	64,000	90,500	32,975	57.32%	97,700	7,200	7.96%
01300132-050350	Equipment Parts	48,893	35,000	22,311	36,400	1,400	4.00%	37,860	1,460	4.01%
	<b>Firefighting &amp; EMS</b>	<b>11,811,226</b>	<b>11,388,508</b>	<b>10,071,254</b>	<b>12,037,763</b>	<b>649,255</b>	<b>5.70%</b>	<b>12,100,701</b>	<b>62,938</b>	<b>0.52%</b>
<b>SUBTOTAL FIRE - OPERATING</b>		<b>13,370,510</b>	<b>12,928,989</b>	<b>11,623,918</b>	<b>13,749,005</b>	<b>820,016</b>	<b>6.34%</b>	<b>13,935,315</b>	<b>186,310</b>	<b>1.36%</b>
01300130-050260	Hydrant Rental	683,467	751,814	754,130	754,130	2,316	0.31%	754,130	-	0.00%
01300132-050010	Special Detail Pay	76,279	60,000	100,000	100,000	40,000	66.67%	100,000	-	0.00%
01300132-050150	Contribution to Pension	7,014,265	7,082,155	7,082,155	7,461,283	379,128	5.35%	7,600,000	138,717	1.86%
<b>TOTAL FIRE</b>		<b>21,144,521</b>	<b>20,822,958</b>	<b>19,560,203</b>	<b>22,064,418</b>	<b>1,241,461</b>	<b>5.96%</b>	<b>22,389,445</b>	<b>325,027</b>	<b>1.47%</b>
<b>DEPARTMENT OF PUBLIC SERVICES</b>										
01400140-050001	Public Services Salaries	222,792	227,500	227,500	234,473	6,973	3.07%	240,335	5,862	2.50%
01400140-050101	Health Insurance	25,697	28,232	28,232	29,611	1,379	4.88%	29,611	-	0.00%
01400140-050102	Dental Insurance	626	1,351	1,351	1,293	(58)	-4.29%	1,293	-	0.00%
01400140-050103	Life Insurance	247	250	250	250	-	0.00%	250	-	0.00%
01400140-050104	Payroll Taxes	16,803	17,404	17,404	17,937	533	3.06%	18,386	449	2.50%
01400140-050105	MERS Defined Benefit	45,675	49,095	49,095	48,583	(512)	-1.04%	50,663	2,080	4.28%
01400140-050106	MERS Defined Contribution	710	758	758	789	31	4.09%	809	20	2.53%
01400140-050210	Dues & Subscriptions	865	1,250	1,250	1,250	-	0.00%	1,250	-	0.00%
01400140-050212	Conf. & Training	2,214	2,500	2,500	3,000	500	20.00%	3,000	-	0.00%
01400140-050225	Contract Services	244	1,000	1,000	1,000	-	0.00%	1,000	-	0.00%
01400140-050251	Phone & Comm	7,136	8,000	8,000	8,000	-	0.00%	8,000	-	0.00%
01400140-050361	Office Supplies	1,674	2,000	2,000	2,000	-	0.00%	2,000	-	0.00%
01400140-050422	Transfer to Equip Replacement	300,000	200,000	200,000	300,000	100,000	50.00%	400,000	100,000	33.33%
	<b>PS Administration</b>	<b>624,695</b>	<b>539,340</b>	<b>539,340</b>	<b>648,186</b>	<b>108,846</b>	<b>20.18%</b>	<b>756,597</b>	<b>108,411</b>	<b>16.73%</b>
01400145-050001	Engineering Salaries	243,620	316,241	316,241	329,511	13,270	4.20%	337,599	8,088	2.45%
01400145-050002	Overtime	9,727	7,500	7,500	10,000	2,500	33.33%	10,000	-	0.00%
01400145-050004	Temp and Seasonal	21,832	30,000	30,000	27,500	(2,500)	-8.33%	27,500	-	0.00%
01400145-050101	Health Insurance	45,609	70,247	70,247	73,419	3,172	4.52%	73,418	(1)	0.00%
01400145-050102	Dental Insurance	2,237	3,401	3,401	3,255	(146)	-4.29%	3,255	-	0.00%
01400145-050103	Life Insurance	342	500	500	500	-	0.00%	500	-	0.00%
01400145-050104	Payroll Taxes	20,571	24,192	24,192	25,208	1,016	4.20%	25,826	618	2.45%
01400145-050105	MERS Defined Benefit	49,259	68,245	68,245	68,275	30	0.04%	71,166	2,891	4.23%
01400145-050106	MERS Defined Contribution	1,162	1,940	1,940	2,042	102	5.26%	2,092	50	2.45%
01400145-050212	Conferences & Training	2,630	2,500	2,500	3,000	500	20.00%	3,000	-	0.00%
01400145-050225	Road /Trench Repair	654,641	800,000	800,000	700,000	(100,000)	-12.50%	700,000	-	0.00%
01400145-050268	Mileage Reimbursement	2,423	2,000	2,000	3,000	1,000	50.00%	3,000	-	0.00%
01400145-050271	Gasoline & Vehicle Maint.	6,108	6,500	6,500	6,500	-	0.00%	6,700	200	3.08%
01400145-050311	Operating Supplies	1,963	1,500	1,500	2,000	500	33.33%	2,000	-	0.00%
01400145-050361	Office Supplies	1,223	4,000	4,000	3,000	(1,000)	-25.00%	3,000	-	0.00%
	<b>Engineering Services</b>	<b>1,063,347</b>	<b>1,338,766</b>	<b>1,338,766</b>	<b>1,257,210</b>	<b>(81,556)</b>	<b>-6.09%</b>	<b>1,269,056</b>		



CITY OF NEWPORT, RHODE ISLAND  
FISCAL YEAR 2024 ADOPTED and FISCAL YEAR 2025 PROPOSED BUDGETS  
GENERAL FUND EXPENDITURES

ACCT NUMBER	ACCOUNT NAME	2022 ACTUAL RESULTS	2023 ADOPTED BUDGET	2023 PROJECTED RESULTS	2024 ADOPTED BUDGET	Dollar Change from FY2023	% Change	2025 PROPOSED BUDGET	Dollar Change from FY2024	% Change
01400147-050103	Life Insurance	1,085	1,179	1,179	1,179	-	0.00%	1,179	-	0.00%
01400147-050104	Payroll Taxes	39,614	42,971	42,971	46,781	3,810	8.87%	47,803	1,022	2.18%
01400147-050105	MERS Defined Benefit	104,599	121,218	121,218	126,706	5,488	4.53%	131,725	5,019	3.96%
01400147-050106	MERS Defined Contribution	5,227	5,885	5,885	6,115	230	3.91%	6,249	134	2.19%
01400147-050210	Dues & Subscriptions	489	500	500	500	-	0.00%	500	-	0.00%
01400147-050212	Conferences & Training	478	1,500	1,500	1,500	-	0.00%	1,500	-	0.00%
01400147-050225	Contract Services	244	300	300	2,000	1,700	566.67%	2,000	-	0.00%
01400147-050271	Gasoline & Vehicle Maint.	161,553	150,000	150,000	165,430	15,430	10.29%	169,401	3,970	2.40%
01400147-050311	Operating Supplies	4,137	5,000	5,000	5,000	-	0.00%	5,000	-	0.00%
01400147-050313	Medical Supplies	455	500	500	1,000	500	100.00%	1,000	-	0.00%
01400147-050320	Uniforms & Protective Gear	1,759	2,000	2,000	4,000	2,000	100.00%	4,000	-	0.00%
01400147-050340	Road Supplies	23,756	35,000	35,000	35,000	-	0.00%	35,000	-	0.00%
01400147-050341	Sidewalk Supplies	6,958	15,000	15,000	15,000	-	0.00%	15,000	-	0.00%
01400147-050345	Building Materials	990	1,000	1,000	1,000	-	0.00%	1,000	-	0.00%
01400147-050361	Office Supplies	1,440	2,500	2,500	2,500	-	0.00%	2,500	-	0.00%
	<b>Public Works</b>	<b>1,038,291</b>	<b>1,165,981</b>	<b>1,165,981</b>	<b>1,234,038</b>	<b>68,057</b>	<b>5.84%</b>	<b>1,257,549</b>	<b>23,510</b>	<b>1.91%</b>
01400148-050001	Traffic Salaries	42,336	110,345	110,345	122,602	12,257	11.11%	124,137	1,535	1.25%
01400148-050002	Overtime	138	3,500	3,500	3,500	-	0.00%	3,500	-	0.00%
01400148-050101	Health Insurance	19,588	42,698	42,698	44,437	1,739	4.07%	44,436	(1)	0.00%
01400148-050102	Dental Insurance	961	2,050	2,050	1,962	(88)	-4.29%	1,962	-	0.00%
01400148-050103	Life Insurance	121	250	250	250	-	0.00%	250	-	0.00%
01400148-050104	Payroll Taxes	3,086	8,441	8,441	9,379	938	11.11%	9,496	117	1.25%
01400148-050105	MERS Defined Benefit	8,581	23,812	23,812	25,403	1,591	6.68%	26,168	765	3.01%
01400148-050106	MERS Defined Contribution	404	1,103	1,103	1,226	123	11.15%	1,241	15	1.22%
01400148-050271	Gasoline & Vehicle Maint.	7,695	9,751	9,751	9,985	234	2.40%	10,225	240	2.40%
01400148-050275	Repair & Maint., Equipment	2,324	10,000	10,000	10,000	-	0.00%	10,000	-	0.00%
01400148-050311	Operating Supplies	23,750	40,000	40,000	40,000	-	0.00%	40,000	-	0.00%
01400148-050320	Uniform & Protective Gear	200	500	500	1,000	500	100.00%	1,000	-	0.00%
01400148-050345	Building Materials	497	8,000	8,000	8,000	-	0.00%	8,000	-	0.00%
	<b>Traffic Control</b>	<b>109,681</b>	<b>260,450</b>	<b>260,450</b>	<b>277,744</b>	<b>17,294</b>	<b>6.64%</b>	<b>280,415</b>	<b>2,671</b>	<b>0.96%</b>
01400149-050104	Payroll Taxes	2,569	-	-	-	-	#DIV/0!	-	-	#DIV/0!
01400149-050002	Overtime	34,565	40,000	40,000	50,000	10,000	25.00%	50,000	-	0.00%
01400149-050305	Water Charges	334	2,000	2,000	2,000	-	0.00%	2,000	-	0.00%
01400149-050306	Electricity	182	2,000	2,000	2,000	-	0.00%	2,000	-	0.00%
01400149-050311	Operating Supplies	1,111	5,000	5,000	5,000	-	0.00%	5,000	-	0.00%
01400149-050340	Road Supplies	138,168	120,000	120,000	135,000	15,000	12.50%	135,000	-	0.00%
01400149-050350	Equipment Parts	5,356	1,500	1,500	5,000	3,500	233.33%	5,000	-	0.00%
	<b>Snow Removal</b>	<b>182,285</b>	<b>170,500</b>	<b>170,500</b>	<b>199,000</b>	<b>28,500</b>	<b>16.72%</b>	<b>199,000</b>	-	<b>0.00%</b>
01400150-050001	Facilities Salaries	460,687	614,284	614,284	661,809	47,525	7.74%	675,430	13,621	2.06%
01400150-050002	Overtime	5,243	6,000	6,000	6,000	-	0.00%	6,000	-	0.00%
01400150-050004	Temp/Seasonal Wages	19,995	10,000	10,000	10,000	-	0.00%	10,000	-	0.00%
01400150-050101	Health Insurance	107,559	175,286	175,286	147,315	(27,971)	-15.96%	147,315	-	0.00%
01400150-050102	Dental Insurance	5,661	8,666	8,666	7,313	(1,353)	-15.61%	7,313	-	0.00%
01400150-050103	Life Insurance	864	1,313	1,313	1,188	(125)	-9.52%	1,188	-	0.00%
01400150-050104	Payroll Taxes	36,035	46,876	46,876	50,628	3,752	8.00%	51,670	1,042	2.06%
01400150-050105	MERS Defined Benefit	94,029	133,048	133,048	137,127	4,079	3.07%	142,381	5,254	3.83%
01400150-050106	MERS Defined Contribution	4,453	6,128	6,128	6,618	490	8.00%	6,754	136	2.06%
01400150-050210	Dues & Subscriptions	481	500	500	500	-	0.00%	500	-	0.00%
01400150-050212	Conf. & Training	-	1,000	1,000	1,000	-	0.00%	1,000	-	0.00%
01400150-050225	Contract Services	106,366	90,000	90,000	120,000	30,000	33.33%	120,000	-	0.00%
01400150-050239	Liability Insurance	228,133	239,000	239,000	258,983	19,983	8.36%	284,881	25,898	10.00%
01400150-050271	Gasoline & Vehicle Maint	88,737	70,000	70,000	90,867	20,867	29.81%	93,047	2,181	2.40%
01400150-050275	Repair & Maint., Fac/Equip	11,812	40,000	40,000	40,000	-	0.00%	40,000	-	0.00%
01400150-050304	Heating Oil	880	1,000	1,000	1,000	-	0.00%	1,000	-	0.00%
01400150-050305	Water Charge	11,192	12,000	12,000	12,000	-	0.00%	12,000	-	0.00%
01400150-050306	Electricity	60,409	75,000	75,000	75,000	-	0.00%	75,000	-	0.00%
01400150-050307	Natural Gas	23,493	25,000	25,000	26,000	1,000	4.00%	26,000	-	0.00%
01400150-050311	Operating Supplies	12,719	17,500	17,500	17,500	-	0.00%	17,500	-	0.00%
01400150-050320	Uniforms and Protective Gear	887	2,000	2,000	4,000	2,000	100.00%	4,000	-	0.00%
01400150-050345	Building Materials	15,888	20,000	20,000	25,000	5,000	25.00%	25,000	-	0.00%
01400150-050361	Office Supplies	342	1,500	1,500	1,500	-	0.00%	1,500	-	0.00%
	<b>Facilities Management</b>	<b>1,295,865</b>	<b>1,596,101</b>	<b>1,596,101</b>	<b>1,701,348</b>	<b>105,247</b>	<b>6.59%</b>	<b>1,749,480</b>	<b>48,132</b>	<b>2.83%</b>
01400151-050001	Parks, Grounds, Forestry Salaries	588,657	725,923	725,923	776,685	50,762	6.99%	791,723	15,038	1.94%
01400151-050002	Overtime	17,670	17,500	17,500	20,000	2,500	14.29%	20,000	-	0.00%
01400151-050004	Temp/Seasonal Wages	83,150	70,000	70,000	85,000	15,000	21.43%	85,000	-	0.00%
01400151-050101	Health Insurance	166,924	227,906	227,906	166,536	(61,370)	-26.93%	166,536	-	0.00%
01400151-050102	Dental Insurance	7,180	11,415	11,415	8,918	(2,497)	-21.87%	8,918	-	0.00%
01400151-050103	Life Insurance	1,110	1,563	1,563	1,313	(250)	-15.99%	1,313	-	0.00%
01400151-050104	Payroll Taxes	50,947	55,533	55,533	59,416	3,883	6.99%	60,567	1,151	1.94%
01400151-050105	MERS Defined Benefit	120,722	156,654	156,654	160,929	4,275	2.73%	166,895	5,966	3.71%
01400151-050106	MERS Defined Contribution	3,489	8,500	8,500	8,506	6	0.07%	8,671	165	1.94%
01400151-050210	Dues & Subscriptions	814	1,100	1,100	1,100	-	0.00%	1,100	-	0.00%
01400151-050212	Conf. & Training	2,128	2,500	2,500	3,000	500	20.00%	3,000	-	0.00%
01400151-050225	Contract Services	18,889	34,000	34,000	34,000	-	0.00%	34,000	-	0.00%
01400151-050271	Gasoline & Vehicle Maint	88,737	75,000	75,000	90,867	15,867	21.16%	93,047	2,181	2.40%
01400151-050275	Repair & Maint., Fac/Equip	20,609	23,000	23,000	24,000	1,000	4.35%	24,000	-	0.00%
01400151-050311	Operating Supplies	17,037	17,500	17,500	20,000	2,500	14.29%	20,000	-	0.00%
01400151-050320	Uniforms and Protective Gear	1,996	2,000	2,000	4,000	2,000	100.00%	4,000	-	0.00%
01400151-050330	Landscape Supplies	3,515	6,000	6,000	6,000	-	0.00%	6,000	-	0.00%
01400151-050333	Park Ranger Program	-	-	-	50,000	50,000	#DIV/0!	50,000	-	0.00%
01400151-050335	Chemicals	444	1,400	1,400	1,500	100	7.14%	1,500	-	0.00%
01400151-050345	Building Materials	15,115	12,000	12,000	15,000	3,000	25.00%	15,000	-	0.00%
01400151-050347	Grounds Maintenance Supplies	634	2,000	2,000	2,500	500	25.00%	2,500	-	0.00%
01400151-050350	Equipment Parts	1,529	10,000	10,000	5,000	(5,000)	-50.00%	5,000	-	0.00%
01400151-050361	Office Supplies	1,406	1,500	1,500	1,500	-	0.00%	1,500	-	0.00%
01400151-050370	Mult Mitt Supplies	17,490	20,000	20,000	25,000	5,000	25.00%	25,000	-	0.00%
	<b>Parks, Grounds, Forestry Grou</b>	<b>1,230,192</b>	<b>1,482,994</b>	<b>1,482,994</b>	<b>1,570,770</b>	<b>87,776</b>	<b>5.92%</b>	<b>1,595,270</b>	<b>24,501</b>	<b>1.56%</b>
01400153-050275	Repair & Maint., Equipment	59,933	75,000	75,000	75,000	-	0.00%	75,000	-	0.00%
01400153-050306	Electricity	701,793	800,000	800,000	300,000	(500,000)	-62.50%	300,000	-	0.00%
01400153-050315	Net metering credits	-	(200,000)	(200,000)	200,000	200,000	-100.00%	-	-	#DIV/0!
01400153-05										



CITY OF NEWPORT, RHODE ISLAND  
FISCAL YEAR 2024 ADOPTED and FISCAL YEAR 2025 PROPOSED BUDGETS  
GENERAL FUND EXPENDITURES

ACCT NUMBER	ACCOUNT NAME	2022 ACTUAL RESULTS	2023 ADOPTED BUDGET	2023 PROJECTED RESULTS	2024 ADOPTED BUDGET	Dollar Change from FY2023	% Change	2025 PROPOSED BUDGET	Dollar Change from FY2024	% Change
01400154-050002	Overtime	750	2,000	2,000	2,000	-	0.00%	2,000	-	0.00%
01400154-050003	Holiday Pay	2,574	2,400	2,400	2,800	400	16.67%	3,000	200	7.14%
01400154-050101	Health Insurance	28,832	42,698	42,698	44,437	1,739	4.07%	44,437	-	0.00%
01400154-050102	Dental Insurance	1,366	2,050	2,050	1,962	(88)	-4.29%	1,962	-	0.00%
01400154-050103	Life Insurance	124	250	250	250	-	0.00%	250	-	0.00%
01400154-050104	Payroll Taxes	8,682	8,342	8,342	9,145	803	9.63%	9,273	128	1.40%
01400154-050105	MERS Defined Benefit	21,541	23,532	23,532	24,770	1,238	5.26%	25,552	782	3.16%
01400154-050106	MERS Defined Contribution	467	488	488	1,195	707	144.88%	1,212	17	1.42%
01400154-050225	Sweep Disposal	-	6,000	6,000	8,000	2,000	33.33%	8,000	-	0.00%
01400154-050271	Gasoline & Vehicle Maint.	31,445	30,000	30,000	32,200	2,200	7.33%	32,972	773	2.40%
01400154-050311	Operating Supplies	1,086	2,500	2,500	2,500	-	0.00%	2,500	-	0.00%
01400154-050320	Uniforms & Protective Gear	354	500	500	1,000	500	100.00%	1,000	-	0.00%
	<b>Street Cleaning</b>	<b>200,245</b>	<b>229,806</b>	<b>229,806</b>	<b>249,803</b>	<b>19,997</b>	<b>8.70%</b>	<b>253,372</b>	<b>3,570</b>	<b>1.43%</b>
01400155-050001	Solid Waste Salaries	56,321	59,291	59,291	63,692	4,401	7.42%	65,702	2,010	3.16%
01400155-050002	Overtime	2,981	5,000	5,000	5,000	-	0.00%	5,000	-	0.00%
01400155-050004	Temp/Seasonal Wages	15,560	35,000	35,000	35,000	-	0.00%	35,000	-	0.00%
01400155-050101	Health Insurance	17,848	17,790	17,790	14,216	(3,574)	-20.09%	14,216	-	0.00%
01400155-050102	Dental Insurance	621	854	854	594	(260)	-30.44%	594	-	0.00%
01400155-050103	Life Insurance	109	104	104	105	1	0.96%	105	-	0.00%
01400155-050104	Payroll Taxes	5,585	5,793	5,793	4,872	(921)	-15.90%	5,026	154	3.16%
01400155-050105	MERS Defined Benefit	11,989	12,795	12,795	13,197	402	3.14%	13,850	653	4.95%
01400155-050106	MERS Defined Contribution	568	593	593	637	44	7.42%	657	20	3.14%
01400155-050205	Copying & Binding	67	1,000	1,000	-	(1,000)	-100.00%	-	-	#DIV/0!
01400155-050212	Conferences & Training	-	500	500	1,000	500	100.00%	1,000	-	0.00%
01400155-050250	City Street/Park Barrels	215,785	258,500	618,500	635,000	376,500	145.65%	655,000	20,000	3.15%
01400155-050253	Yard Waste Composting	233,159	269,500	304,500	350,000	80,500	29.87%	370,000	20,000	5.71%
01400155-050256	Refuse Collection	658,138	748,000	838,000	860,000	112,000	14.97%	885,000	25,000	2.91%
01400155-050257	Refuse Disposal	265,932	340,000	365,000	425,000	85,000	25.00%	460,000	35,000	8.24%
01400155-050258	Recycling - Collection	631,566	704,000	769,000	790,000	86,000	12.22%	810,000	20,000	2.53%
01400155-050259	Bulky Waste Disposal	18,215	26,250	26,250	30,000	3,750	14.29%	30,000	-	0.00%
01400155-050271	Gasoline & Vehicle Maint.	5,341	8,655	8,655	5,469	(3,186)	-36.81%	5,600	131	2.40%
01400155-050311	Operating Supplies	26,944	10,000	10,000	10,000	-	0.00%	10,000	-	0.00%
01400155-050320	Uniforms & Protective Gear	200	500	500	1,000	500	100.00%	1,000	-	0.00%
01400155-050361	Office Supplies	77	500	500	500	-	0.00%	500	-	0.00%
01400155-050374	Graffiti Mitigation	525	3,000	3,000	3,000	-	0.00%	3,000	-	0.00%
	<b>Solid Waste Collect/Disp</b>	<b>2,167,531</b>	<b>2,507,625</b>	<b>3,082,625</b>	<b>3,248,282</b>	<b>740,657</b>	<b>29.54%</b>	<b>3,371,250</b>	<b>122,968</b>	<b>3.79%</b>
01400143-050001	Recreation Salaries	296,963	302,779	302,779	317,738	14,959	4.94%	329,702	11,964	3.77%
01400143-050002	Overtime	2,749	4,000	4,000	3,000	(1,000)	-25.00%	3,000	-	0.00%
01400143-050004	Temp/Seasonal	123,504	125,000	125,000	135,000	10,000	8.00%	140,000	5,000	3.70%
01400143-050101	Health Insurance	77,353	84,013	84,013	87,596	3,583	4.26%	87,595	(1)	0.00%
01400143-050102	Dental Insurance	3,921	4,100	4,100	3,924	(176)	-4.29%	3,924	-	0.00%
01400143-050103	Life Insurance	371	500	500	500	-	0.00%	500	-	0.00%
01400143-050104	Payroll Taxes	32,785	23,163	23,163	35,307	12,144	52.43%	37,222	1,915	5.42%
01400143-050105	MERS Defined Benefit	60,978	65,340	65,340	65,835	495	0.76%	69,501	3,666	5.27%
01400143-050106	MERS Defined Contribution	2,095	3,442	3,442	3,177	(265)	-7.70%	3,297	120	3.78%
01400143-050120	Bank Fees	7,686	10,000	10,000	8,000	(2,000)	-20.00%	8,000	-	0.00%
01400143-050210	Dues & Subscriptions	832	1,000	1,000	1,000	-	0.00%	1,000	-	0.00%
01400143-050212	Conf. & Training	-	1,000	1,000	3,000	2,000	200.00%	3,000	-	0.00%
01400143-050225	Contract Services	8,415	10,000	10,000	10,000	-	0.00%	10,000	-	0.00%
01400143-050226	Software Maintenance Fee	2,975	3,000	3,000	3,300	300	10.00%	3,300	-	0.00%
01400143-050239	Liability Insurance	3,944	4,045	4,045	4,384	339	8.37%	4,822	438	10.00%
01400143-050271	Gasoline & Vehicle Maint.	6,058	6,500	6,500	6,203	(297)	-4.56%	6,352	149	2.40%
01400143-050305	Water Charge	20,429	30,900	30,900	35,000	4,100	13.27%	35,000	-	0.00%
01400143-050306	Electricity	20,406	20,000	20,000	20,000	-	0.00%	20,000	-	0.00%
01400143-050307	Natural Gas	11,398	12,000	12,000	12,000	-	0.00%	12,000	-	0.00%
01400143-050309	Household Supplies	6,249	5,000	5,000	5,000	-	0.00%	5,000	-	0.00%
01400143-050311	Operating Supplies	1,928	5,000	5,000	4,000	(1,000)	-20.00%	4,000	-	0.00%
01400143-050334	Rec reation Programs	56,250	65,000	65,000	60,000	(5,000)	-7.69%	60,000	-	0.00%
01400143-050350	Equipment Parts	5,952	5,000	5,000	7,500	2,500	50.00%	7,500	-	0.00%
01400143-050361	Office Supplies	573	1,000	1,000	1,500	500	50.00%	1,500	-	0.00%
	<b>Recreation</b>	<b>753,814</b>	<b>791,782</b>	<b>791,782</b>	<b>832,964</b>	<b>41,182</b>	<b>5.20%</b>	<b>856,215</b>	<b>23,251</b>	<b>2.79%</b>
01400144-050002	Overtime	17,367	15,000	15,000	20,000	5,000	33.33%	20,000	-	0.00%
01400144-050004	Temp/Seasonal Wages	466,912	440,000	440,000	455,000	15,000	3.41%	470,000	15,000	3.30%
01400144-050010	Special Detail Pay	17,744	20,000	20,000	20,000	-	0.00%	20,000	-	0.00%
01400144-050104	Payroll Taxes	37,046	34,000	34,000	37,000	3,000	8.82%	38,000	1,000	2.70%
01400144-050120	Bank Fees	19,898	25,000	25,000	20,000	(5,000)	-20.00%	20,000	-	0.00%
01400144-050207	Legal Advertisement	-	1,000	1,000	-	(1,000)	-100.00%	-	-	#DIV/0!
01400144-050212	Conferences & Training	1,252	1,750	1,750	2,500	750	42.86%	2,500	-	0.00%
01400144-050223	Carousel	195	2,500	2,500	2,500	-	0.00%	2,500	-	0.00%
01400144-050224	Rotunda Expense	2,990	2,500	2,500	2,500	-	0.00%	2,500	-	0.00%
01400144-050225	Contract Services	95,313	75,000	75,000	100,000	25,000	33.33%	100,000	-	0.00%
01400144-050226	Software Maintenance Fees	2,975	3,000	3,000	3,300	300	10.00%	3,300	-	0.00%
01400144-050231	Seaweed Removal	1,316	2,000	2,000	2,000	-	0.00%	2,000	-	0.00%
01400144-050239	Liability Insurance	17,987	18,450	18,175	19,786	1,336	7.24%	21,764	1,978	10.00%
01400144-050260	Rental Equip & Facilities	4,882	5,000	5,000	7,500	2,500	50.00%	7,500	-	0.00%
01400144-050271	Gasoline & Vehicle Maintenance	14,480	18,000	18,000	14,828	(3,172)	-17.62%	15,183	356	2.40%
01400144-050275	Repair & Maintenance of Property	12,186	35,000	35,000	50,000	15,000	42.86%	60,000	10,000	20.00%
01400144-050305	Water Charge	33,904	42,000	35,000	37,500	(4,500)	-10.71%	40,000	2,500	6.67%
01400144-050306	Electricity	1,138	5,000	2,000	2,000	(3,000)	-60.00%	4,000	2,000	100.00%
01400144-050307	Natural Gas	5,227	7,000	7,000	7,000	-	0.00%	7,000	-	0.00%
01400144-050309	Household Supplies	12,628	10,000	10,000	10,000	-	0.00%	10,000	-	0.00%
01400144-050311	Operating Supplies	8,543	10,000	10,000	12,500	2,500	25.00%	15,000	2,500	20.00%
01400144-050313	Medical Supplies	981	1,000	1,000	2,000	1,000	100.00%	1,500	(500)	-25.00%
01400144-050320	Uniforms & Protective Gear	5,696	3,000	3,000	4,000	1,000	33.33%	4,000	-	0.00%
01400144-050330	Landscaping Supplies	303	500	500	500	-	0.00%	500	-	0.00%
01400144-050345	Building Materials	2,200	1,000	1,000	1,000	-	0.00%	1,000	-	0.00%
01400144-050361	Office Supplies	563	500	500	500	-	0.00%	500	-	0.00%
	<b>Easton's Beach</b>	<b>783,726</b>	<b>778,200</b>	<b>767,925</b>	<b>833,913</b>	<b>55,713</b>	<b>7.16%</b>	<b>868,747</b>	<b>34,834</b>	<b>4.18%</b>
<b>TOTAL PUBLIC SERVICES</b>		<b>10,232,558</b>	<b>11,558,545</b>	<b>12,123,270</b>	<b>12,450,258</b>	<b>891,713</b>	<b>7.71%</b>	<b>12,853,952</b>	<b>403,694</b>	<b>3.24%</b>
01600312-050001	Plan Salaries	216,702	357,673	357,673	557,008	199,335	55.73%	360,644	(196,364)	-3



CITY OF NEWPORT, RHODE ISLAND  
 FISCAL YEAR 2024 ADOPTED and FISCAL YEAR 2025 PROPOSED BUDGETS  
 GENERAL FUND EXPENDITURES

ACCT NUMBER	ACCOUNT NAME	2022 ACTUAL RESULTS	2023 ADOPTED BUDGET	2023 PROJECTED RESULTS	2024 ADOPTED BUDGET	Dollar Change from FY2023	% Change	2025 PROPOSED BUDGET	Dollar Change from FY2024	% Change
01600312-050105	MERS Defined Benefit	47,322	77,186	77,186	70,243	(6,943)	-9.00%	76,024	5,781	8.23%
01600312-050106	MERS Defined Contribution	2,242	3,577	3,577	3,390	(187)	-5.23%	3,606	216	6.37%
01600312-050205	Copying and Binding	564	-	1,000	1,000	-	0.00%	1,000	-	0.00%
01600312-050207	Legal Advertising	694	10,000	10,000	30,000	20,000	200.00%	30,000	-	0.00%
01600312-050210	Dues & Subscriptions	416	1,000	1,000	1,500	500	50.00%	1,500	-	0.00%
01600312-050212	Conf. & Training	133	4,000	4,000	6,000	2,000	50.00%	6,000	-	0.00%
01600312-050225	Contract Services	963	26,500	26,500	26,500	-	0.00%	26,500	-	0.00%
01600312-050251	Phones and Communications	-	300	300	2,200	1,900	633.33%	2,100	(100)	-4.55%
01600312-050268	Mileage Reimb.	-	800	800	1,300	500	62.50%	1,300	-	0.00%
01600312-050361	Office Supplies	(4,263)	3,500	6,000	7,750	4,250	121.43%	6,000	(1,750)	-22.58%
01600312-050422	Transfer to Equip Replace Planning	3,200	3,200	3,200	4,250	1,050	32.81%	4,250	-	0.00%
		<b>327,134</b>	<b>583,745</b>	<b>587,245</b>	<b>795,141</b>	<b>211,396</b>	<b>36.21%</b>	<b>604,579</b>	<b>(190,562)</b>	<b>-23.97%</b>
01650313-050001	Zoning Salaries	218,716	280,362	280,362	358,550	78,188	27.89%	201,035	(157,515)	-43.93%
01650313-050004	Temp/Seasonal Wages	59,792	-	-	-	-	-	-	-	-
01650313-050101	Health Insurance	9,370	8,967	8,967	55,208	46,241	515.68%	55,208	-	0.00%
01650313-050102	Dental Insurance	1,605	1,351	1,351	936	(415)	-30.72%	936	-	0.00%
01650313-050103	Life Insurance	374	375	375	417	42	11.20%	417	-	0.00%
01650313-050104	Payroll Taxes	21,850	21,448	21,448	19,167	(2,281)	-10.64%	15,379	(3,788)	-19.76%
01650313-050105	MERS Defined Benefit	44,792	48,748	48,748	51,914	3,166	6.49%	42,378	(9,536)	-18.37%
01650313-050106	MERS Defined Contribution	476	1,279	1,279	1,808	529	41.36%	1,295	(513)	-28.37%
01650313-050207	Legal Advertisement	26,044	26,000	26,000	6,000	(20,000)	-76.92%	6,000	-	0.00%
01650313-050212	Conf. & Training	-	2,000	2,000	-	(2,000)	-100.00%	-	-	-
01650313-050251	Phones & Communication	1,386	1,900	1,900	-	(1,900)	-100.00%	-	-	-
01650313-050268	Mileage Reimbursement	2,348	2,600	2,600	-	(2,600)	-100.00%	-	-	-
01650313-050311	Operating Supplies	198	2,000	2,000	-	(2,000)	-100.00%	-	-	-
01650313-050361	Office Supplies	2,914	3,000	3,000	-	(3,000)	-100.00%	-	-	-
01650313-050422	Transfer to Equip Replacement Zoning Enforce	8,400	8,400	8,400	5,300	(3,100)	-36.90%	5,300	-	0.00%
		<b>398,265</b>	<b>408,430</b>	<b>408,430</b>	<b>499,300</b>	<b>90,870</b>	<b>22.25%</b>	<b>327,948</b>	<b>(171,352)</b>	<b>-34.32%</b>
	<b>TOTAL PLANNING AND DEVELOPMENT</b>	<b>725,399</b>	<b>992,175</b>	<b>995,675</b>	<b>1,294,441</b>	<b>302,266</b>	<b>30.46%</b>	<b>932,527</b>	<b>(361,914)</b>	<b>-27.96%</b>
01660314-050001	Building & Inspections Salaries	338,341	418,060	418,060	367,638	(50,422)	-12.06%	433,042	65,404	17.79%
01660314-050002	Overtime	-	1,000	1,000	1,000	-	0.00%	1,000	-	0.00%
01660314-050004	Temp/Seasonal Wages	18,846	25,000	25,000	25,000	-	0.00%	25,000	-	0.00%
01660314-050101	Health Insurance	71,410	67,787	67,787	70,549	2,762	4.07%	70,549	-	0.00%
01660314-050102	Dental Insurance	3,520	3,727	3,727	3,567	(160)	-4.29%	3,567	-	0.00%
01660314-050103	Life Insurance	668	625	625	667	42	6.72%	667	-	0.00%
01660314-050104	Payroll Taxes	28,597	26,244	26,244	28,124	1,880	7.16%	33,128	5,004	17.79%
01660314-050105	MERS Defined Benefit	68,193	74,032	74,032	76,175	2,143	2.89%	91,285	15,110	19.84%
01660314-050106	MERS Defined Contribution	2,684	3,431	3,431	3,676	245	7.14%	4,330	654	17.79%
01660314-050210	Dues & Subscriptions	648	800	800	800	-	0.00%	1,100	300	37.50%
01660314-050212	Conf. & Training	1,695	3,500	3,500	3,500	-	0.00%	3,550	50	1.43%
01660314-050225	Contract Services	45,008	48,000	48,000	48,000	-	0.00%	48,000	-	0.00%
01660314-050251	Phones & Communication	4,552	3,500	3,500	3,500	-	0.00%	3,500	-	0.00%
01660314-050268	Mileage Reimbursement	3,966	3,000	3,000	5,400	2,400	80.00%	5,605	205	3.80%
01660314-050271	Gasoline & Vehicle Maint.	20,196	20,000	20,000	20,681	681	3.40%	21,177	496	2.40%
01660314-050361	Office Supplies	1,432	4,500	4,500	5,250	750	16.67%	5,350	100	1.90%
01660314-050367	Equipment for E-permitting	-	-	-	849	849	100.00%	850	1	0.12%
01660314-050422	Transfer to Equip Replacement Building and Inspections	-	-	-	5,300	-	-	5,300	-	0.00%
		<b>609,756</b>	<b>703,206</b>	<b>703,206</b>	<b>669,676</b>	<b>(33,530)</b>	<b>-4.77%</b>	<b>757,000</b>	<b>87,324</b>	<b>13.04%</b>
	<b>TOTAL DEPT. OF BUILDING &amp; INSPECTIONS</b>	<b>609,756</b>	<b>703,206</b>	<b>703,206</b>	<b>669,676</b>	<b>(33,530)</b>	<b>-4.77%</b>	<b>757,000</b>	<b>87,324</b>	<b>13.04%</b>
	<b>Parking Services</b>									
01850850-058003	Transfer to Capital Improvement	3,214,562	4,069,462	4,049,462	4,557,096	487,634	11.98%	4,891,422	334,326	7.34%
	Transfer to School Capital	-	137,000	137,000	225,000	88,000	64.23%	225,000	-	0.00%
01155159-058005	Transfer to Library Capital Acc	80,000	-	-	-	-	-	-	-	-
	Transfer to Other Funds	-	-	-	-	-	-	-	-	-
	Subtotal Transfers	<b>3,294,562</b>	<b>4,206,462</b>	<b>4,186,462</b>	<b>4,782,096</b>	<b>575,634</b>	<b>13.68%</b>	<b>5,116,422</b>	<b>334,326</b>	<b>6.99%</b>
	<b>TOTAL GENERAL FUND</b>	<b>\$ 97,931,648</b>	<b>\$ 105,030,930</b>	<b>\$ 104,552,717</b>	<b>\$ 111,453,541</b>	<b>\$ 6,422,611</b>	<b>6.11%</b>	<b>\$ 113,663,017</b>	<b>\$ 2,209,476</b>	<b>1.98%</b>

# CITY COUNCIL

## City Council Vision Statement:

*"Newport is the most livable, diverse, and year-round community in New England; an innovative place to live, work, play, learn, and raise families."*

## City Council Mission Statement:

*To provide leadership, direction and governance that continuously improves our community and to be stewards of our natural resources while preserving our cultural, historic and maritime heritage;*

*to ensure that Newport is a safe, clean and enjoyable place to live and work and our residents enjoy a high quality of life;*

*to exercise the prudent financial planning and management needed to achieve our strategic goals;*

*to achieve excellence in everything we do, invest in the future of our community, especially the education of our children, and work closely with our businesses and institutions to sustain a healthy economic and tourism climate for residents and visitors;*

*to promote and foster outstanding customer service for all who come in contact with the City;*

*to deliver quality and cost effective municipal services to our residents, businesses, institutions and visitors that results in the highest achievable levels of customer satisfaction;*

*to support the use of defined processes and continuous improvement and public participation as key components of our service delivery model; and*

*to collaborate with the Newport School Department to achieve academic excellence.*

## City Council Strategic Goals:

- 1. Promote business-friendly practices to create a thriving, year-round, diversified economy.*
- 2. Provide a comprehensive, well-managed public infrastructure*
- 3. Encourage and promote multi-modal transportation alternatives (bus, trolley, harbor shuttle, light rail, bicycles and walking paths) within the City and improve connections to the region.*
- 4. Provide effective, transparent, two-way communication with the community.*



# CITY COUNCIL

## FY 2023 Short-term goals and measures:

Goal #1: Hold annual Council strategy action planning retreat to update priority action and work plans

Measure: Number of sessions held during the fiscal year to updated identification of priorities

PERFORMANCE MEASURES	FY2019 ACTUAL	FY2020 ACTUAL	FY2021 ACTUAL	FY2022 ACTUAL	FY2023 ACTUAL
A. Continuous improvement analysis on action plan implementations	75%	75%	75%	75%	75%
B. Number of quarterly update/review meetings	1	0	0	0	1

*FY2023 ~ Goal Setting Workshop, January 2023*

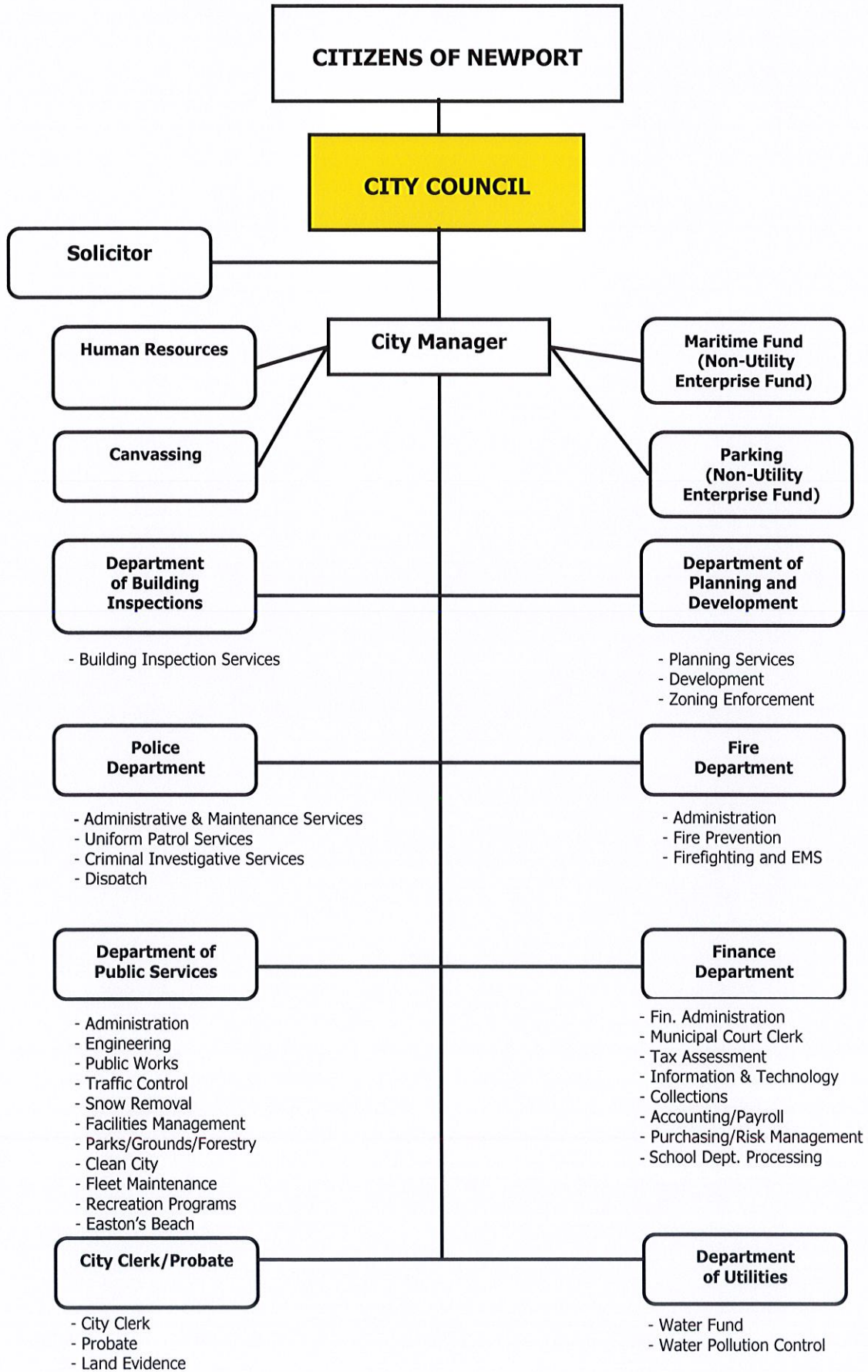
Associated Council Objectives:



To provide leadership, direction and governance that continuously improves our community

**Goal #1 and its Measure for FY2023 continue to apply  
There are no new goals or measures for FY2024 or FY2025**

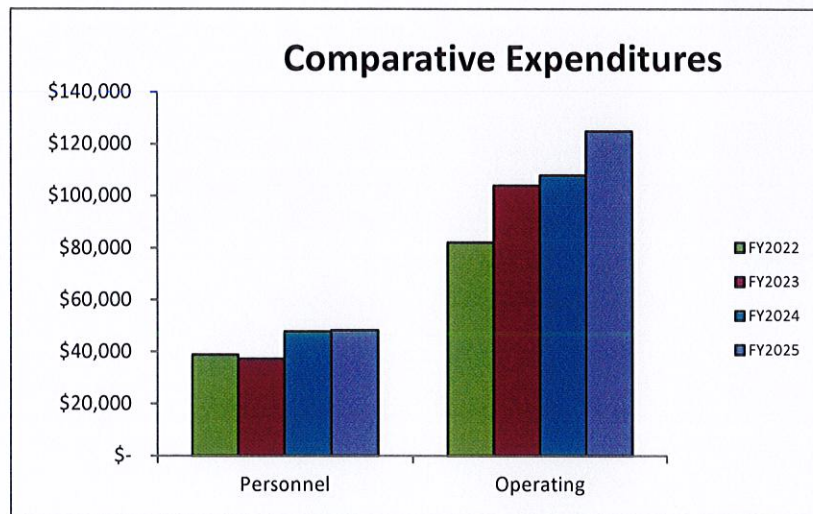
# THE CITY OF NEWPORT, RI





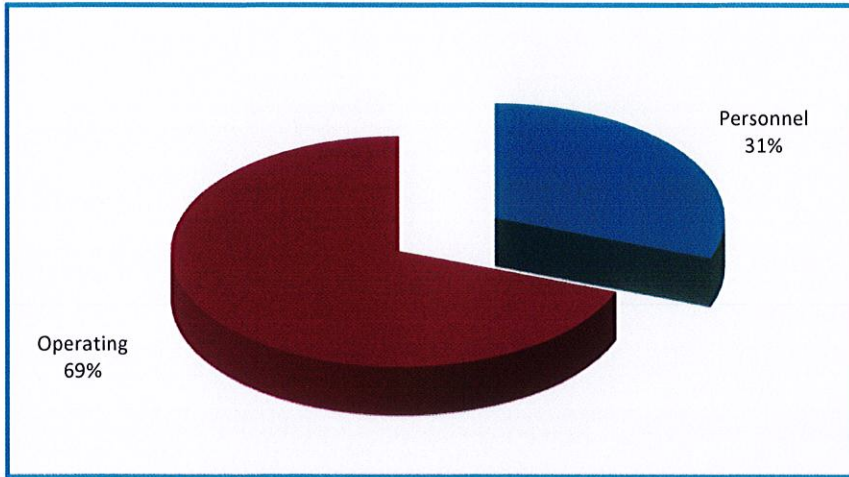
**CITY COUNCIL  
BUDGET SUMMARY**

	<b>2021-22 ACTUAL</b>	<b>2022-23 ADOPTED</b>	<b>2022-23 PROJECTED</b>	<b>2023-24 ADOPTED</b>	<b>2024-25 PROPOSED</b>
<b><u>EXPENDITURES</u></b>					
SALARIES	\$ 16,180	\$ 19,500	\$ 19,500	\$ 19,500	\$ 19,500
FRINGE BENEFITS	22,647	17,763	17,763	28,247	28,676
PURCHASED SERVICES	-	-	-	-	-
OTHER CHARGES	61,951	82,410	82,410	83,910	99,910
SUPPLIES & MATERIALS	20,193	21,500	22,000	24,000	25,000
<b>TOTAL</b>	<b>\$ 120,971</b>	<b>\$ 141,173</b>	<b>\$ 141,673</b>	<b>\$ 155,657</b>	<b>\$ 173,086</b>

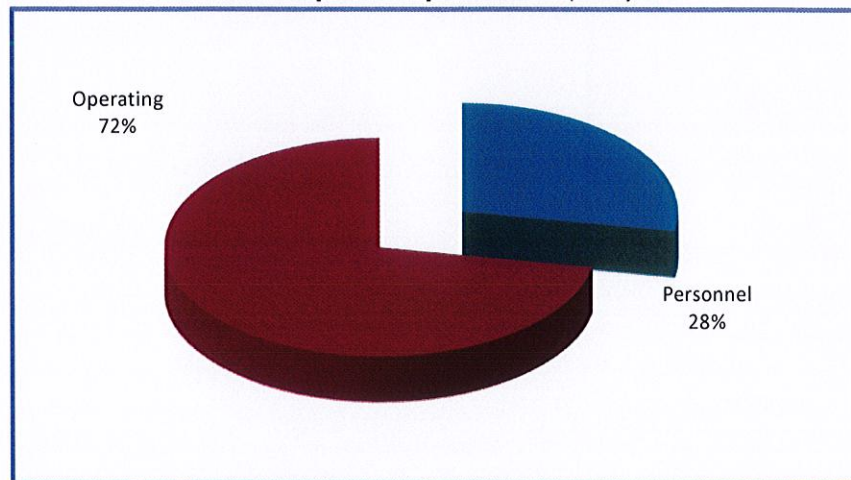


**City Council**

**FY 2024 Adopted Expenditures \$155,657**



**FY2025 Proposed Expenditures \$173,086**





**FUNCTION: Legislative**  
**DEPARTMENT: Mayor and City Council**  
**DIVISION OR ACTIVITY: City Council**

**BUDGET COMMENTS:**

This division has increased by \$31,913 (22.61%) over the two-year (FY2024 & FY2025) budget period, due almost exclusively to increased benefit costs and fireworks expenses.

**PROGRAM:**

This program provides funds for the salaries and operating expenses of the Mayor and six Council Members. One councilor is elected from each of the three wards of the City and four from the City at-large. The Council chooses one of its at-large members to serve as Chair and another to serve as Vice Chair. The Chair has the title of Mayor and presides at all meetings of the Council and is recognized as the official head of the City for all ceremonial purposes.

**GOALS:**

Through enactment of appropriate legislation, to establish official City policy on all matters; and to lend support to various civic causes, thereby shaping the future of Newport for the citizens.

**COST CENTER 11-010-8110: CITY COUNCIL**

TITLE	2021-22 ACTUAL	2022-23 ADOPTED	2022-23 PROJECTED	2023-24 ADOPTED	2024-25 PROPOSED
SALARIES	\$ 16,180	\$ 19,500	\$ 19,500	\$ 19,500	\$ 19,500
FRINGE BENEFITS	22,647	17,763	17,763	28,247	28,676
PURCHASED SERVICES	-	-	-	-	-
OTHER CHARGES	61,951	82,410	82,410	83,910	99,910
SUPPLIES & MATERIALS	20,193	21,500	22,000	24,000	25,000
<b>COST CENTER TOTAL</b>	<b>\$ 120,971</b>	<b>\$ 141,173</b>	<b>\$ 141,673</b>	<b>\$ 155,657</b>	<b>\$ 173,086</b>

PERSONNEL CLASSIFICATION	GRADE	AUTH FY 21-22	AUTH FY 22-23	MID-YEAR FY 22-23	ADOPTED FY 23-24	PROPOSED FY 24-25
Councilors-at-large		4.0	4.0	4.0	4.0	4.0
First Ward Councilor		1.0	1.0	1.0	1.0	1.0
Second Ward Councilor		1.0	1.0	1.0	1.0	1.0
Third Ward Councilor		1.0	1.0	1.0	1.0	1.0
<b>Total Positions</b>		<b>7.0</b>	<b>7.0</b>	<b>7.0</b>	<b>7.0</b>	<b>7.0</b>



**CITY OF NEWPORT, RHODE ISLAND  
FY2024 ADOPTED and FY2025 PROPOSED BUDGETS  
GENERAL FUND EXPENDITURES**

<u>ACCT NUMBER</u>	<u>ACCOUNT NAME</u>	<b>2022 ACTUAL EXPEND</b>	<b>2023 ADOPTED BUDGET</b>	<b>2023 PROJECTED RESULTS</b>	<b>2024 ADOPTED BUDGET</b>	<b>2025 PROPOSED BUDGET</b>	<b>2-Year Dollar Change</b>	<b>2-Year Percent Change</b>
01010811-050004	Temp. Services	-	3,500	3,500	3,500	3,500	-	0.00%
01010811-050051	Council Salaries	16,180	16,000	16,000	16,000	16,000	-	0.00%
01010811-050101	Health Insurance	20,013	14,698	14,698	25,316	25,316	10,618	72.24%
01010811-050102	Dental Insurance	803	978	978	1,293	1,293	315	32.21%
01010811-050104	Payroll Taxes	988	1,224	1,224	1,224	1,224	-	0.00%
01010811-050105	MERS Defined Benefit	843	863	863	414	843	(20)	-2.32%
01010811-050210	Dues & Subscript	19,819	19,500	20,000	22,000	23,000	3,500	17.95%
01010811-050278	Council Expense	17,811	25,500	25,500	27,000	28,000	2,500	9.80%
01010811-050285	Navy Affairs Expense	403	910	910	910	910	-	0.00%
01010811-050361	Office Supplies	374	2,000	2,000	2,000	2,000	-	0.00%
01010811-050365	FireWorks	32,601	35,000	35,000	35,000	45,000	10,000	28.57%
01010811-050366	Sister City Expense	10,446	20,000	20,000	20,000	25,000	5,000	25.00%
01010811-050790	Bd Tenant Affairs	690	1,000	1,000	1,000	1,000	-	0.00%
	<b>City Council</b>	<b>120,972</b>	<b>141,173</b>	<b>141,673</b>	<b>155,657</b>	<b>173,086</b>	<b>31,913</b>	<b>22.61%</b>

# CITY MANAGER'S OFFICE

The Mission of the City Manager's Office is to provide a full range of municipal services to its residents, businesses, institutions and visitors. This includes all elements of public safety, transportation, recreation, land use control and sanitation. Newport is a major tourism destination in southern New England and has a significant military presence.

As a direct service supplier the City of Newport uses a skilled work force and proven service industry technology to provide services, and protect the City's nationally significant natural and historic resources.

The following divisions and functions fall under the City Manager:

The City Manager - appointed by the Council, and, by Charter, is the Chief Administrative Officer of the City. The City Manager carries out the policies and goals of the City Council and performs the administrative functions of City government. He provides guidance to departments in developing goals for achieving their mission and for use of resources necessary to successfully attain those goals.

*The City Manager's Division utilizes 0.79% (0.66% in FY23; 0.66% in FY22) of the FY24 City services budget to operate. Per capita cost to citizens (per 2020 census) is budgeted at \$35.14.*

Human Resources Division – Provides personnel and labor relations support as a division of the City Manager's Office. Responsibilities include employee information; safety and skills training programs; compliance with the provisions of various labor contracts; benefits administration; municipal recruitment and selection; promotional and entry-level civil service testing procedures and implementation; supervisory and union employee counselor on applicable policies and practices; updates and ensures adherence to local, state and federal labor laws; administration of Workers' Compensation and Return-To-Work programs; certification of employment records and payroll functions.

*The Human Resources Division 0.43% (0.37% in FY23; 0.37% in FY22) of the FY24 City services budget to operate. Per capita cost to citizens (per 2020 census) is budgeted at \$18.85.*

*The Parking and Ticket Enforcement Division utilizes 0.34% (0.31% in FY23; 0.32% in FY22) of the FY24 city services budget to operate. Per capita cost to citizens (per 2020 census) is budgeted at \$14.89.*

Special Events – This is a section set up to track costs related to special events such as parades, fireworks, Tall Ships and others.



# CITY MANAGER'S OFFICE

## FY 2023 Short-term goals and measures:

**Goal 1:** To achieve a high rate of responsiveness regarding intergovernmental relations.

**Measure 1:** Provide response back to Council or citizen with an initial plan of action on 95% of their inquiries within 7 working days.

PERFORMANCE MEASURES	FY2019 ACTUAL	FY2020 ACTUAL	FY2021 ACTUAL	FY2022 ACTUAL	FY2023 ACTUAL
Percentage of responses back to Council/citizen with initial plan of action within 7 working days	95%	96%	96%	96%	97%

Associated Council Mission:



to promote and foster outstanding customer service for all who come in contact with the City.

**Goal 2:** To attract and retain qualified employees for the City of Newport, RI

**Measure 1:**

PERFORMANCE MEASURES	FY2019 ACTUAL	FY2020 ACTUAL	FY2021 ACTUAL	FY2022 ACTUAL	FY2023 ACTUAL
New Hires	22	19	10	23	41
Separations	22	18	20	26	32
Average # of FTEs	350	350	350	350	350
Annual Turnover %	6%	5%	6.0%	7%	9%

Associated Council Mission:



to achieve excellence in everything we do

**Goal 3:** Management of projects and infrastructure improvements within identified parameters (on time, within budget) and in conformance with identified phases and manage the various projects to completion.

**Measure 1:** Develop 5 and 10 year strategic goals for major capital improvement projects with cost and time lines.

PERFORMANCE MEASURES	FY2019 ACTUAL	FY2020 ACTUAL	FY2021 ACTUAL	FY2022 ACTUAL	FY2023 ACTUAL
Percentage of identified annual General Fund CIP projects funded through Adopted Budget	72%	86%	23%	86.85%	87%

*FY2021 funding reduced due to pandemic related revenue reductions*

# CITY MANAGER’S OFFICE

## FY 2023 Short-term goals and measures (continued):

**Measure 2:** Mature the operation of Innovate Newport project initiative

PERFORMANCE MEASURES	FY2019 ACTUAL	FY2020 ACTUAL	FY2021 ACTUAL	FY2022 ACTUAL	FY2023 ACTUAL
Innovate Newport	99%	99%	99%	99%	100%

Associated Council Objectives:



to support the use of defined processes and continuous improvement and public participation as key components of our service delivery model.

Associated Council Tactical Area:



to provide a strong, well-managed public infrastructure as key to enhancing quality of life and economic stability to our community.

**Goal 4:** To continue to work and implement ideas to improve external communication to the public

**Measure 1:** Improve digital communication systems in City government.

PERFORMANCE MEASURES	FY2019 ACTUAL	FY2020 ACTUAL	FY2021 ACTUAL	FY2022 ACTUAL	FY2023 ACTUAL
Number of informational postings to the City's website homepage	300	470	460	501	
Number of informational banners/posts					26
Number of updates on Social Media Feed	300				711
Number of Latest News updates	300				53

Associated Council Objectives:



to support the use of defined processes and continuous improvement and public participation as key components of our service delivery model.

Associated Council Tactical Area:

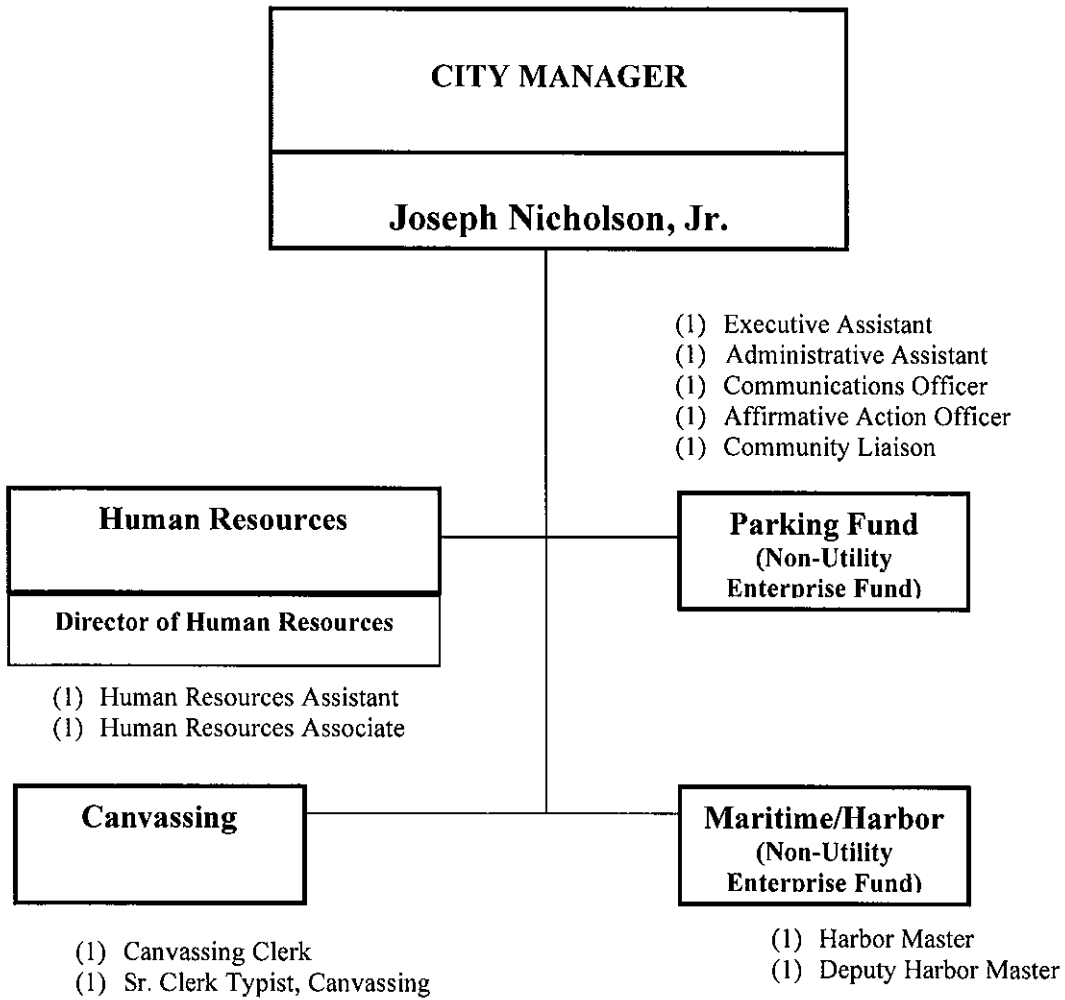


to provide a strong, well-managed public infrastructure as key to enhancing quality of life and economic stability to our community.

**Goals and Measures FY2023 continue to apply  
There are no new Goals or Measures for FY2024 or FY2025**

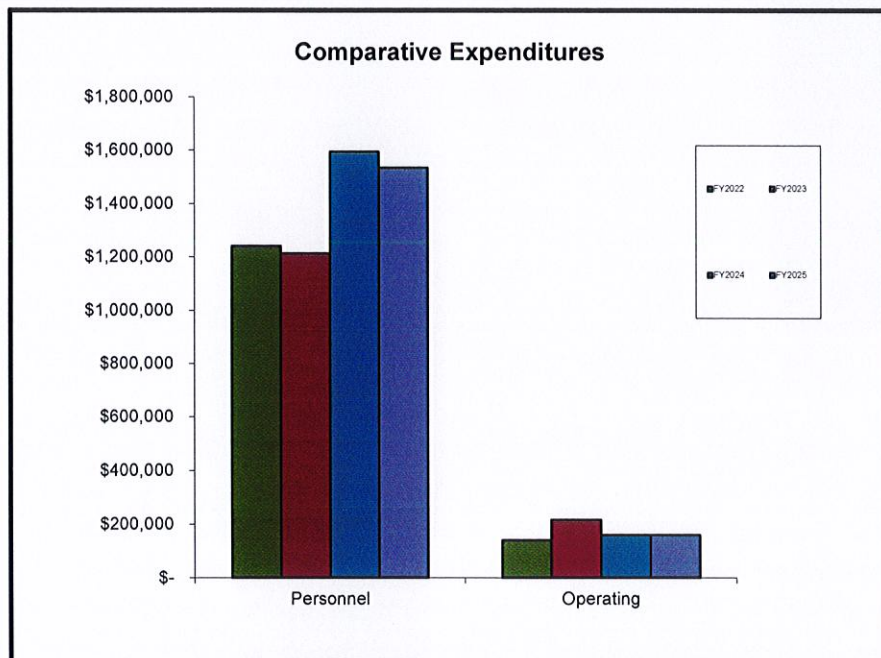


# CITY MANAGER



**CITY MANAGER  
BUDGET SUMMARY**

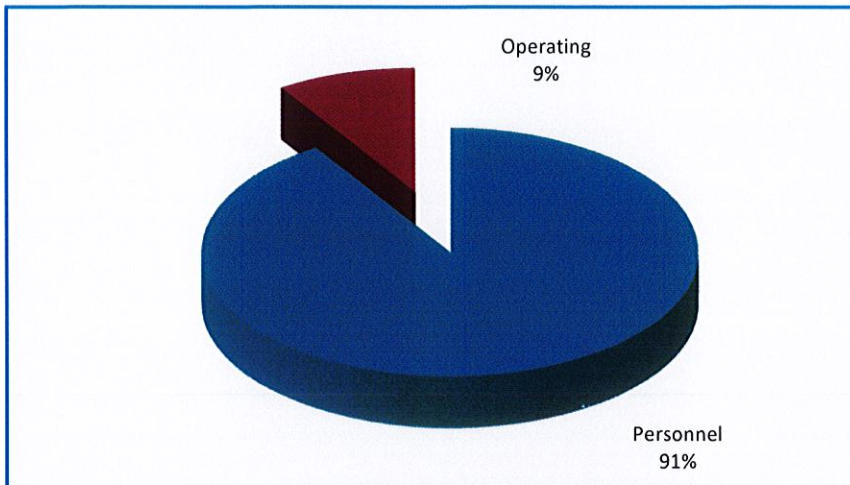
	2021-22 ACTUAL	2022-23 ADOPTED	2022-23 PROJECTED	2023-24 ADOPTED	2024-25 PROPOSED
<b>EXPENDITURES</b>					
SALARIES	\$ 927,838	\$ 885,426	\$ 947,869	\$ 1,186,505	\$ 1,104,728
FRINGE BENEFITS	312,166	327,337	346,803	406,795	427,606
PURCHASED SERVICES	83,600	153,900	101,469	101,400	101,400
INTERNAL SERVICES	9,936	11,200	11,200	11,200	11,200
SUPPLIES & MATERIALS	10,560	19,360	15,760	16,210	16,360
OPERATING EXPENSES	36,264	31,100	31,100	31,100	31,100
REPAIRS & MAINTENANCE	-	-	-	-	-
<b>TOTAL</b>	<b>\$ 1,380,364</b>	<b>\$ 1,428,323</b>	<b>\$ 1,454,201</b>	<b>\$ 1,753,210</b>	<b>\$ 1,692,394</b>



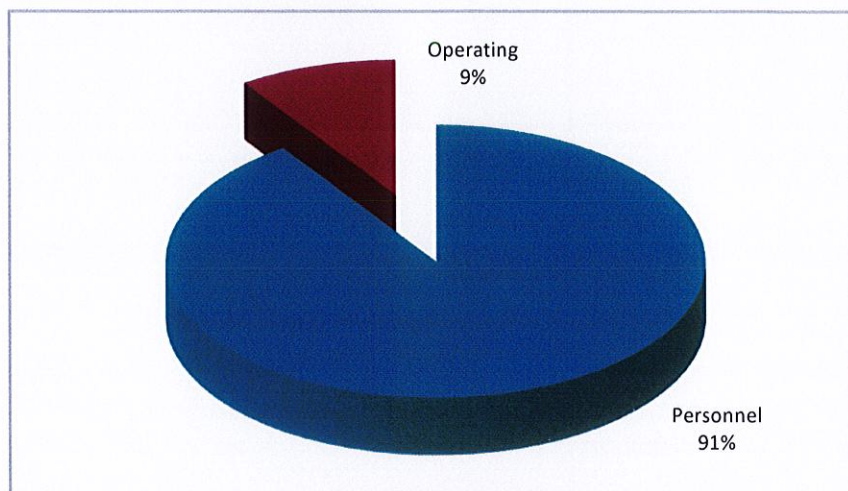


**City Manager**

**FY 2024 Adopted Expenditures \$1,753,210**



**FY 2025 Proposed Expenditures \$1,692,394**



**FUNCTION: City Manager**  
**DEPARTMENT: City Manager's Office**  
**DIVISION OR ACTIVITY: City Manager**

**BUDGET COMMENTS:**

Costs in this division are primarily for salaries and benefits. Costs have increased \$191,411 (27.62%) over the two-year (FY2024 & FY2025) budget period due, almost entirely, to personnel which includes the addition of an Affirmative Action Officer and a Community Liaison. There are no offsetting decreases.

**PROGRAM:**

This program provides funds for the operation of the City Manager's Office. The City Manager is appointed by the Council, and, by Charter, is the Chief Administrative Officer of the City.

**OBJECTIVES:**

To carry out the policies and goals of the City Council and to perform the administrative functions of City government; to provide the guidance each department needs in developing goals to achieve its mission and to furnish the resources necessary to successfully attain those goals; to formulate, direct and supervise all public information and external affairs initiatives to promote and enhance efforts of the City of Newport.

**SERVICES AND PRODUCTS:**

- Annual operating and capital budget
- Special projects and reports
- Citizen relations
- Data and information analyses
- Responses to Council/citizen inquiries
- Public information



**COST CENTER 01020820: CITY MANAGER**

TITLE	2021-22 ACTUAL	2022-23 ADOPTED	2022-23 PROJECTED	2023-24 ADOPTED	2024-25 PROPOSED
SALARIES	\$ 445,015	451,354	447,854	620,466	530,306
FRINGE BENEFITS	187,384	204,767	204,767	244,916	251,193
PURCHASED SERVICES	4,209	29,000	12,069	11,000	11,000
INTERNAL SERVICES	754	1,200	1,200	1,200	1,200
SUPPLIES & MATERIALS	3,967	5,500	5,500	5,650	5,800
OPERATING EXPENSES	641	1,100	1,100	1,100	1,100
<b>COST CENTER TOTAL</b>	<b>\$ 641,970</b>	<b>692,921</b>	<b>672,490</b>	<b>884,332</b>	<b>800,599</b>

PERSONNEL CLASSIFICATION	GRADE	AUTH FY 21-22	AUTH FY 22-23	MID-YEAR FY 22-23	ADOPTED FY 23-24	PROPOSED FY 24-25
City Manager	C	1.0	1.0	1.0	1.0	1.0
Communications Officer	S10	0.0	1.0	1.0	1.0	1.0
Community Liaison	S09	0.0	0.0	0.0	1.0	1.0
Affirmative Action Officer	S04	0.0	0.0	0.0	1.0	1.0
Executive Assistant	S06	1.0	1.0	1.0	1.0	1.0
Admin. Assistant	S05	1.0	1.0	1.0	1.0	1.0
<b>Total Positions</b>		<b>3.0</b>	<b>4.0</b>	<b>4.0</b>	<b>6.0</b>	<b>6.0</b>

---

**FUNCTION: City Manager**  
**DEPARTMENT: City Manager's Office**  
**DIVISION OR ACTIVITY: Human Resources**

**BUDGET COMMENTS:**

This cost center is adopted at an increase of \$95,293 (23.89%) over the two-year budget period. Increases include \$104,193 (31.42%) in personnel costs, reflective of the FY2023 addition of a full-time HR Associate. The only other increase is \$100 (12.50%) in dues and subscriptions. Recruitment costs of \$30,000 remain a significant expense for this cost center.

**PROGRAM:**

The Office of Human Resources is a direct staff support function to the City Manager. Responsibilities include employee relations; safety and other training programs; compliance with the provisions of various labor contracts; benefits administration; municipal recruitment and selection; promotional and entry-level civil service testing procedures and implementation; supervisory and union employee counselor on applicable policies and practices; updates and adherence to local, state and federal labor laws; administration of Workers' Compensation and Return-To-Work programs; certification of employment records and payroll functions; and the representative to 375 active FTE, 319 retired employees and 150 seasonal municipal employees and their dependents.

**OBJECTIVES:**

The objective of the Human Resources Office is to assist all City departments attract, motivate, retain, manage, and develop qualified and productive employees while ensuring the highest quality of customer service is provided to employees and their dependents, as well as the general public, in an efficient, effective and compassionate manner.

**SERVICES AND PRODUCTS:**

- Job classification, compensation, evaluation systems and salary surveys
- Recruitment and hiring and employee orientation
- Employee activities - award breakfast, health fair, wellness clinic
- Personnel records
- Training
- Tuition aid reimbursement
- Benefits
- Employee relations assistance



**COST CENTER 01040821: HUMAN RESOURCES**

TITLE	2021-22 ACTUAL	2022-23 ADOPTED	2022-23 PROJECTED	2023-24 ADOPTED	2024-25 PROPOSED
SALARIES	\$ 206,180	\$ 219,072	\$ 210,015	\$ 274,039	\$ 279,422
FRINGE BENEFITS	104,086	112,570	122,036	141,879	156,413
PURCHASED SERVICES	8,516	18,400	17,400	18,400	18,400
SUPPLIES & MATERIALS	5,993	9,860	9,660	9,960	9,960
OPERATING EXPENSES	35,623	30,000	30,000	30,000	30,000
<b>COST CENTER TOTAL</b>	<b>\$ 360,398</b>	<b>\$ 389,902</b>	<b>\$ 389,111</b>	<b>\$ 474,278</b>	<b>\$ 494,195</b>

PERSONNEL CLASSIFICATION	GRADE	AUTH FY 21-22	AUTH FY 22-23	MID-YEAR FY 22-23	ADOPTED FY 23-24	PROPOSED FY 24-25
Dir. of Human Resources	S11	1.0	1.0	1.0	1.0	1.0
Human Resources Assistant	S04	1.0	1.0	1.0	1.0	1.0
Affirmative Action Officer	N/A	0.25	0.25	0.25	0.00	0.00
Human Resources Associate	S02	0.00	0.00	1.00	1.00	1.00
<b>Total Positions</b>		2.25	2.25	3.25	3.00	3.00

**FUNCTION: City Manager**  
**DEPARTMENT: City Manager's Office**  
**DIVISION OR ACTIVITY: Parking & Ticket Enforcement**

**BUDGET COMMENTS:**

This Division is adopted with an increase of \$52,100 (16.01%) over the next two years due exclusively to personnel costs which have increased \$90,000 (43.90%) due to expected recovery of tourist-related parking. The only offsetting decreases are \$34,500 (-32.39%) in contract services and \$3,400 (-85.00%) in uniforms and protective gear.

**PROGRAM:**

The Parking and Ticket Enforcement Division coordinates the parking meter program, its contract and supports the parking aides.

**OBJECTIVES:**

To maximize accessibility for each resident, business, and attraction with the increased availability of parking and decreased congestion by controlling parking eligibility and providing public fee parking. To help provide tourists and residents with a positive experience during the tourist season.

**SERVICES AND PRODUCTS:**

Written warning issuance  
Parking ticket issuance  
Vehicle towing



**COST CENTER 01200115: PARKING and TICKET ENFORCEMENT**

	<b>2021-22 ACTUAL</b>	<b>2022-23 ADOPTED</b>	<b>2022-23 PROJECTED</b>	<b>2023-24 ADOPTED</b>	<b>2024-25 PROPOSED</b>
SALARIES	270,537	195,000	270,000	272,000	275,000
FRINGE BENEFITS	20,696	10,000	20,000	20,000	20,000
PURCHASED SERVICES	70,875	106,500	72,000	72,000	72,000
INTERNAL SERVICES	9,182	10,000	10,000	10,000	10,000
SUPPLIES & MATERIALS	600	4,000	600	600	600
<b>COST CENTER TOTAL</b>	<b>371,890</b>	<b>325,500</b>	<b>372,600</b>	<b>374,600</b>	<b>377,600</b>

**FUNCTION: City Manager**  
**DEPARTMENT: City Manager's Office**  
**DIVISION OR ACTIVITY: Special Events**

**BUDGET COMMENTS:**

Many of the Special Events held in Newport are self supported. Others are supported, in part, by City personnel during the regular course of employment, with no additional cost to the taxpayer. This cost center captures Special Event expenses that are subsidized by taxes. The objective of the Special Events Budget is to remove these unusual costs from individual Department budgets, thereby providing a more meaningful comparison among budget years. A total of \$20,000 and \$20,000 is proposed in FY 2024 and FY 2025, respectively, with the greatest amount reflecting expenses for the St. Patrick's Day Parade.

**SPECIAL EVENTS SUBSIDIZED**

- Polar Bear Plunge
- St. Patrick's Day Parade
- Police Parade
- Fourth of July Fireworks
- Misc. Festivals

**COST CENTER 01190190: SPECIAL EVENTS**

<b>TITLE</b>	<b>2021-22 ACTUAL</b>	<b>2022-23 ADOPTED</b>	<b>2022-23 PROJECTED</b>	<b>2023-24 ADOPTED</b>	<b>2024-25 PROPOSED</b>
SALARIES	\$ 6,106	\$ 20,000	\$ 20,000	\$ 20,000	\$ 20,000
EMPLOYEE BENEFITS	-	-	-	-	-
REPAIRS & MAINTENANCE	-	-	-	-	-
<b>COST CENTER TOTAL</b>	<b>\$ 6,106</b>	<b>\$ 20,000</b>	<b>\$ 20,000</b>	<b>\$ 20,000</b>	<b>\$ 20,000</b>



**CITY OF NEWPORT, RHODE ISLAND  
FY2024 ADOPTED and FY2025 PROJECTED BUDGETS  
GENERAL FUND EXPENDITURES**

<u>ACCT NUMBER</u>	<u>ACCOUNT NAME</u>	<u>2022 ACTUAL EXPEND</u>	<u>2023 ADOPTED BUDGET</u>	<u>2023 PROJECTED BUDGET</u>	<u>2024 ADOPTED BUDGET</u>	<u>2025 PROPOSED BUDGET</u>	<u>2-Year Dollar Change</u>	<u>2-Year Percent Change</u>
01020820-050001	City Manager Salaries	443,395	447,854	447,854	616,966	526,806	78,952	17.63%
01020820-050004	Temp & Seasonal	1,620	3,500	-	3,500	3,500	-	0.00%
01020820-050101	Health Insurance	61,249	66,989	66,989	91,201	91,201	24,212	36.14%
01020820-050102	Dental Insurance	3,016	3,401	3,401	4,236	4,236	835	24.55%
01020820-050103	Life Insurance	332	500	500	625	625	125	25.00%
01020820-050104	Payroll Taxes	30,497	34,261	34,261	39,165	40,301	6,040	17.63%
01020820-050105	MERS Defined Benefit	90,658	96,647	96,647	106,079	111,051	14,404	14.90%
01020820-050106	MERS Defined Contribution	1,632	2,969	2,969	3,610	3,779	810	27.28%
01020820-050205	Copying and Binding			1,069	-		-	100.00%
01020820-050210	Annual Report		1,000	1,000	1,000	1,000	-	0.00%
01020820-050210	Dues & Subscriptions	3,735	4,000	4,000	4,150	4,300	300	7.50%
01020820-050212	Conferences & Training	1,017	4,500	4,500	4,500	4,500	-	0.00%
01020820-050225	Contract Services	3,192	23,000	5,000	5,000	5,000	(18,000)	-78.26%
01020820-050251	Telephone & Comm		500	500	500	500	-	0.00%
01020820-050271	Gasoline & Vehicle Maint.	754	1,200	1,200	1,200	1,200	-	0.00%
01020820-050282	Official Expense	641	1,100	1,100	1,100	1,100	-	0.00%
01020820-050361	Office Supplies	232	1,500	1,500	1,500	1,500	-	0.00%
	<b>City Manager</b>	<b>641,970</b>	<b>692,921</b>	<b>672,490</b>	<b>884,332</b>	<b>800,599</b>	<b>107,678</b>	<b>15.54%</b>
01040821-050001	Human Resources Salaries	196,419	204,072	210,000	269,039	274,422	70,350	34.47%
01040821-050004	Temp & Seasonal	9,761	15,000	15	5,000	5,000	(10,000)	-66.67%
01040821-050101	Health Insurance	36,257	39,931	44,706	50,551	62,822	22,891	57.33%
01040821-050102	Dental Insurance	1,297	2,050	2,190	2,274	2,943	893	43.56%
01040821-050103	Life Insurance	123	250	250	375	375	125	50.00%
01040821-050104	Payroll Taxes	15,542	15,612	18,202	20,582	20,993	5,381	34.47%
01040821-050105	MERS Defined Benefit	40,221	44,039	48,000	56,794	57,930	13,891	31.54%
01040821-050106	MERS Defined Contribution	646	688	688	1,303	1,350	662	96.22%
01040821-050205	Copying & Binding	-	400	400	400	400	-	0.00%
01040821-050210	Dues & Subscriptions	588	800	800	900	900	100	12.50%
01040821-050212	Conferences & Training	236	3,000	2,000	3,000	3,000	-	0.00%
01040821-050214	Tuition Reimbursement	10,000	10,000	8,000	10,000	10,000	-	0.00%
01040821-050215	Recruitment	35,623	30,000	30,000	30,000	30,000	-	0.00%
01040821-050225	Contract Services	8,280	15,000	15,000	15,000	15,000	-	0.00%
01040821-050311	Operating Supplies	3,504	5,200	5,000	5,200	5,200	-	0.00%
01040821-050361	Office Supplies	1,901	3,860	3,860	3,860	3,860	-	0.00%
	<b>Human Resources</b>	<b>360,398</b>	<b>389,902</b>	<b>389,111</b>	<b>474,278</b>	<b>494,195</b>	<b>104,293</b>	<b>26.75%</b>
01020115-050004	Temporary & Seasonal	270,537	195,000	270,000	272,000	275,000	80,000	41.03%
01020115-050104	Payroll Taxes	20,696	10,000	20,000	20,000	20,000	10,000	100.00%
01020115-050225	Contract Services	70,875	106,500	72,000	72,000	72,000	(34,500)	-32.39%
01020115-050271	Gasoline & Vehicle Maint.	9,182	10,000	10,000	10,000	10,000	-	0.00%
01020115-050320	Uniforms & Protective Gear	600	4,000	600	600	600	(3,400)	-85.00%
	<b>Parking &amp; Ticket Enforc</b>	<b>371,890</b>	<b>325,500</b>	<b>372,600</b>	<b>374,600</b>	<b>377,600</b>	<b>52,100</b>	<b>16.01%</b>
01190190-050002	Overtime	6,106	20,000	20,000	20,000	20,000	-	0.00%
	<b>Special Events</b>	<b>6,106</b>	<b>20,000</b>	<b>20,000</b>	<b>20,000</b>	<b>20,000</b>	<b>-</b>	<b>0.00%</b>
<b>TOTAL CITY MANAGER</b>		<b>1,380,364</b>	<b>1,428,323</b>	<b>1,454,201</b>	<b>1,753,210</b>	<b>1,692,394</b>	<b>264,071</b>	<b>58.29%</b>

***This page left blank intentionally***

## **DEPARTMENT OF LAW**

The following division and functions fall under the Department of Law:

The City Solicitor serves for a term concurrent with the term of office of the City Council. He provides expert legal advice and advocacy to and on behalf of the City Council, City Manager, Boards and Commissions, Bureaus, and all City Departments thereof, in matters relating to their official powers and duties

In carrying out these functions he is aided by two assistant City Solicitors, one who deals with cases involving civil litigation and another who represents the City as a prosecutor for law enforcement matters.

*The Department of Law utilizes 0.56% (0.53% in FY23; 0.54% in FY22) of the FY 24 city services budget to operate. Per capita cost to citizens (per 2020 census) is budgeted at \$24.98.*



# DEPARTMENT OF LAW

## FY 2023 Short-term goal and measure:

Goal: Prosecute and defend all legal actions involving the City, including workers' compensation matters.

Measure: Resolve at least 50 percent of cases by pre-trial evaluation and /or non-binding arbitration

Settle at least 30 percent of pre-litigation claims

	FY2019	FY2020	FY2021	FY2022	FY2023
PERFORMANCE MEASURES	ACTUAL	ACTUAL	ACTUAL	ACTUAL	ACTUAL
Minimum % pre-litigation claims settled	50%	50%	49%	50%	50%

Associated Council Mission:

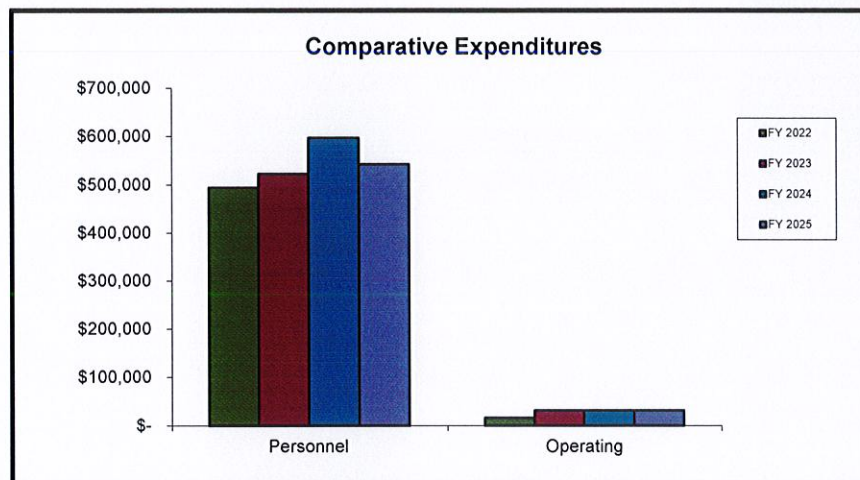


to achieve excellence in everything we do

**Goal and measure for FY2023 continues to apply.  
There are no new goals or measures for FY2024 or FY2025.**

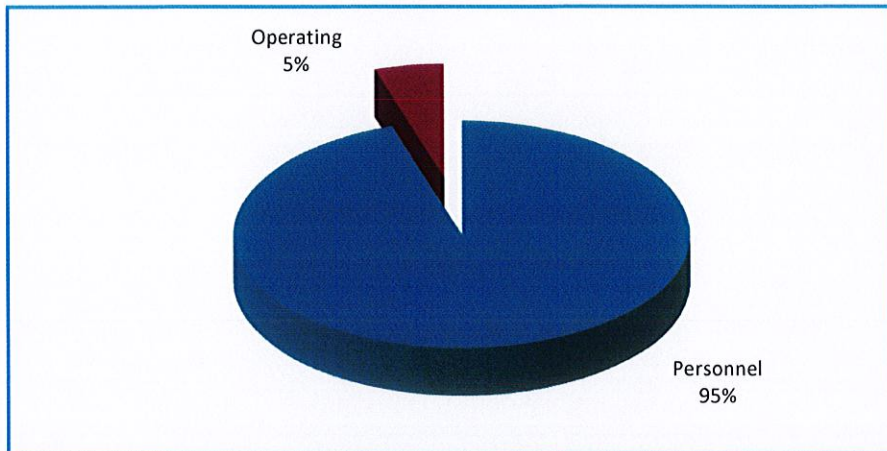
**CITY SOLICITOR  
BUDGET SUMMARY**

	2021-22 ACTUAL	2022-23 ADOPTED	2022-23 PROJECTED	2023-24 ADOPTED	2024-25 PROPOSED
<b>EXPENDITURES</b>					
SALARIES	\$ 333,549	\$ 347,071	\$ 347,071	\$ 418,346	\$ 360,621
FRINGE BENEFITS	160,124	175,242	175,242	179,019	181,888
PURCHASED SERVICES	10,109	22,000	22,000	22,000	22,000
OTHER	28	300	300	300	300
SUPPLIES & MATERIALS	5,553	9,000	9,000	9,000	9,000
<b>TOTAL</b>	<b>\$ 509,363</b>	<b>\$ 553,613</b>	<b>\$ 553,613</b>	<b>\$ 628,665</b>	<b>\$ 573,809</b>

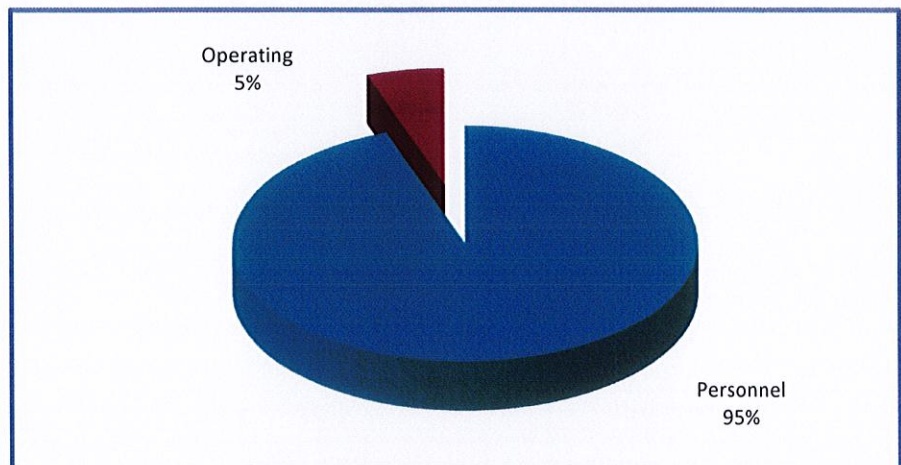


**City Solicitor**

**FY 2024 Adopted Expenditures \$628,665**



**FY 2025 Proposed Expenditures \$573,809**





**FUNCTION: Law**  
**DEPARTMENT: Law**  
**DIVISION OR ACTIVITY: City Solicitor**

**BUDGET COMMENTS:**

This cost center has increased \$275,052 (13.56%) over the two-year budget period due exclusively to personnel costs, including the new part-time position of Assistant City Solicitor, HDC. There are no offsetting decreases.

**PROGRAM:**

This program provides funds for the operation of the City Solicitor's Office. The City Solicitor serves for a term concurrent with the term of office of the City Council. He is legal advisor to and attorney and counsel for the City and all boards, commissions, bureaus and offices thereof, in matters relating to their official powers and duties. In carrying out these functions he is aided by two assistant City Solicitors, one who deals with cases involving civil litigation and another who represents the City as a prosecutor for law enforcement matters.

**OBJECTIVES:**

To protect the interests of the City of Newport by serving as legal advisor to the City Council, the City Manager, Boards and Commissions and staff members.

**SERVICES AND PRODUCTS:**

- Legal advice
- Ordinances
- Legal representation
- Prosecution in City Court

**COST CENTER 01030814: CITY SOLICITOR**

TITLE	2021-22 ACTUAL	2022-23 ADOPTED	2022-23 PROJECTED	2023-24 ADOPTED	2024-25 PROPOSED
SALARIES	\$ 333,549	\$ 347,071	\$ 347,071	\$ 418,346	\$ 360,621
FRINGE BENEFITS	160,124	175,242	175,242	179,019	181,888
PURCHASED SERVICES	10,109	22,000	22,000	22,000	22,000
OTHER	28	300	300	300	300
SUPPLIES & MATERIALS	5,553	9,000	9,000	9,000	9,000
<b>COST CENTER TOTAL</b>	<b>\$ 509,363</b>	<b>\$ 553,613</b>	<b>\$ 553,613</b>	<b>\$ 628,665</b>	<b>\$ 573,809</b>

PERSONNEL CLASSIFICATION	GRADE	AUTH FY 21-22	AUTH FY 22-23	MID-YEAR FY 22-23	ADOPTED FY 23-24	PROPOSED FY 24-25
City Solicitor	n/a	0.5	0.5	0.5	0.5	0.5
Asst. City Solicitor (Civil Lit)	n/a	0.5	0.5	0.5	0.5	0.5
Asst. City Sol (Law Enforce)	n/a	0.5	0.5	0.5	0.5	0.5
Asst. City Sol (HDC)	n/a	0.0	0.0	0.0	0.5	0.5
Legal Assistant	S05	1.0	1.0	1.0	1.0	1.0
Municipal Court Judge	n/a	0.5	0.5	0.5	0.5	0.5
Probate Court Judge	n/a	0.5	0.5	0.5	0.5	0.5
<b>Total Positions</b>		<b>3.5</b>	<b>3.5</b>	<b>3.5</b>	<b>4.0</b>	<b>4.0</b>

**CITY OF NEWPORT, RHODE ISLAND  
FY2024 ADOPTED and FY2025 PROPOSED BUDGETS  
GENERAL FUND EXPENDITURES**

<u>ACCT NUMBER</u>	<u>ACCOUNT NAME</u>	<u>2022 ACTUAL EXPEND</u>	<u>2023 ADOPTED BUDGET</u>	<u>2023 PROJECTED BUDGET</u>	<u>2024 ADOPTED BUDGET</u>	<u>2025 PROPOSED BUDGET</u>	<u>2-Year Dollar Change</u>	<u>2-Year Percent Change</u>
01030814-050001	City Solicitor Salaries	333,549	347,071	347,071	418,346	360,621	\$ 13,550	3.90%
01030814-050101	Health Insurance	80,044	88,129	88,129	92,432	92,432	4,303	4.88%
01030814-050102	Dental Insurance	3,724	4,426	4,426	4,236	4,236	(190)	100.00%
01030814-050103	Life Insurance	380	625	625	625	625	-	100.00%
01030814-050104	Payroll Taxes	23,867	26,551	26,551	27,031	27,588	1,037	100.00%
01030814-050105	MERS Defined Benefit	50,598	53,937	53,937	53,082	55,354	1,417	100.00%
01030814-050106	MERS Defined Contribution	1,511	1,574	1,574	1,613	1,653	79	100.00%
01030814-050210	Dues & Subscriptions	4,252	5,000	5,000	5,000	5,000	-	0.00%
01030814-050212	Conferences & Training	-	2,000	2,000	2,000	2,000	-	0.00%
01030814-050225	Contract Services	6,134	10,000	10,000	10,000	10,000	-	0.00%
01030814-050247	Labor Relations	3,975	10,000	10,000	10,000	10,000	-	0.00%
01030814-050268	Mileage Reimbursement	28	300	300	300	300	-	0.00%
01030814-050361	Office Supplies	1,301	4,000	4,000	4,000	4,000	-	0.00%
	<b>City Solicitor</b>	<b>\$ 509,363</b>	<b>\$ 553,613</b>	<b>\$ 553,613</b>	<b>\$ 628,665</b>	<b>\$ 573,809</b>	<b>\$ 20,196</b>	<b>3.65%</b>
<b>TOTAL CITY SOLICITOR</b>		<b>\$ 509,363</b>	<b>\$ 553,613</b>	<b>\$ 553,613</b>	<b>\$ 628,665</b>	<b>\$ 573,809</b>	<b>\$ 20,196</b>	<b>3.65%</b>



## CANVASSING AUTHORITY

The Mission of the Canvassing Authority is to conduct all elections in the City of Newport.

The Canvassing Authority is authorized under Rhode Island General Law 17-8-1. The legislative body (City Council) appoints a bipartisan canvassing authority of three (3) qualified electors of the City, not more than two (2) of whom shall belong to the same political party, along with an alternate from each political party. The Mayor nominates the members of the canvassing authority from lists of party voters submitted by the respective chairpersons of the City's political committees.

The Canvassing Authority is responsible for maintaining an accurate list of registered voters and is responsible for administering elections fairly and efficiently in an open, transparent, and equitable manner. Upon request, the Canvassing Authority also assists with elections for entities such as the Housing Authority and the Newport City Personnel Appeals Board.

The Help America Vote Act of 2002 (HAVA) under section 303 required the state to implement, "in a uniform and non-discriminatory manner, a single, uniform, official, centralized, interactive computerized statewide voter registration list...that contains the name and registration information of every legally registered voter in the state and assigns a unique identifier to each legally registered voter in the state." This list now serves as the official voter registration list for the conduct of elections in the state, and must be coordinated with the databases of other state agencies.

The purpose of this list is to have a central source of voter registration for state and local election officials; therefore, any election official in the state shall be able to obtain immediate electronic access to the information contained in the computerized list. Information obtained by local election officials is electronically entered on an "expedited basis" and is available to the public on the city website: [www.cityofnewport.com](http://www.cityofnewport.com)

In order to maintain up to date and accurate data, the appropriate state or local election official must perform regular maintenance on the list. Removal of an individual from this list must be done in accordance to the National Voter Registration Act of 1993 (NVRA). The state must coordinate with other agencies for the purposes of cross-referencing death and felony records against the registration list. Maintenance must be performed to ensure that the names of registered voters appear on the list correctly, the names of ineligible voters are removed, and that duplicate names are deleted. A system of file maintenance is in place so that voters who have not responded to a notice and have not voted in two consecutive federal elections are removed from the list. Safeguards are in place so that eligible voters are not removed in error.

*The Canvassing Authority utilizes 0.26% (0.28 in FY23; 0.24 in FY22) of the FY 24 city services budget to operate. Per capita cost to citizens (per 2020 census) is budgeted at \$11.32.*



# CANVASSING AUTHORITY

## FY 2023 Short-term goals, performance measures and status

Goal # 1: To continue to work with the Secretary of State Elections Division and the Board of Elections to implement the next phase of the National Change of Address (NCOA) process.

Measure: Review all registration records for accuracy and make the necessary changes in order to comply with election standards.  
*This is a continual process in compliance with election standards.*



Associated Council Tactical Area: Instill quality, efficiency and effectiveness into every aspect of the City's performance

Goal #2: To recruit and train new poll workers from high school, college and from diverse multi-cultural groups.

Measure: Have up to 10% of our pool of poll workers under age of 30.

PERFORMANCE MEASURES	FY2019 ACTUAL	FY2020 ACTUAL	FY2021 ACTUAL	FY2022 ACTUAL	FY2023 ACTUAL
Percent of poll workers under age of 30	2%	5%	5%	5%	5%



Associated Council Tactical Area: Instill quality, efficiency and effectiveness into every aspect of the City's performance

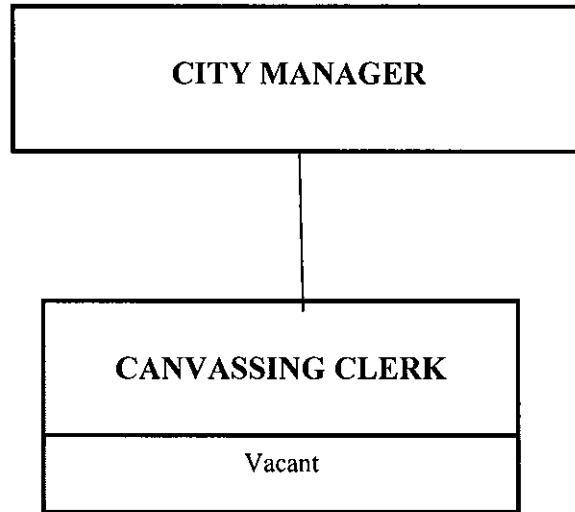
Goal #3: To clean and reorganize the files of voter registration cards

Measure: To remove voter registration cards of cancelled and deceased voters in accordance with the RI State Archives retention schedule

PERFORMANCE MEASURES	FY2019 ACTUAL	FY2020 ACTUAL	FY2021 ACTUAL	FY2022 ACTUAL	FY2023 ACTUAL
Percent of voter registration cards of cancelled and deceased voters removed	60%	100%	100%	100%	100%

**Goals and Measures for FY2023 continue to apply.  
 There are no new Goals or Measures for FY2024 or FY2025.**

## CANVASSING AUTHORITY

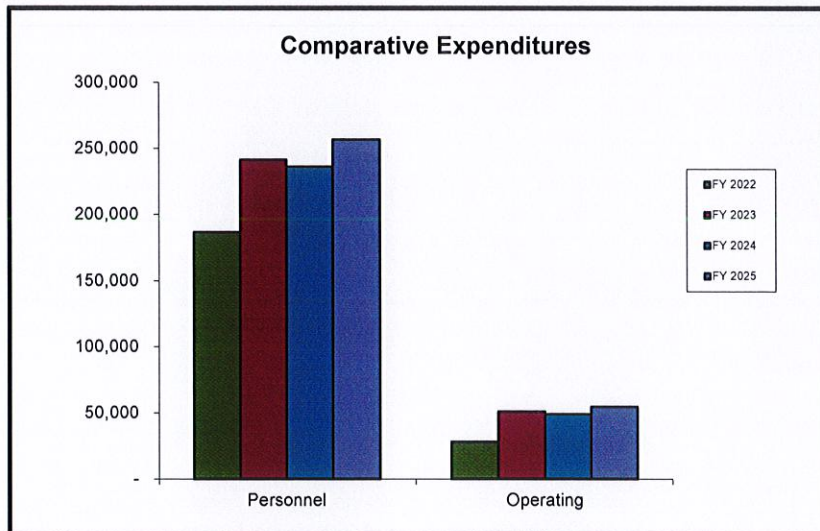


(1) Senior Clerk Typist, Canvassing



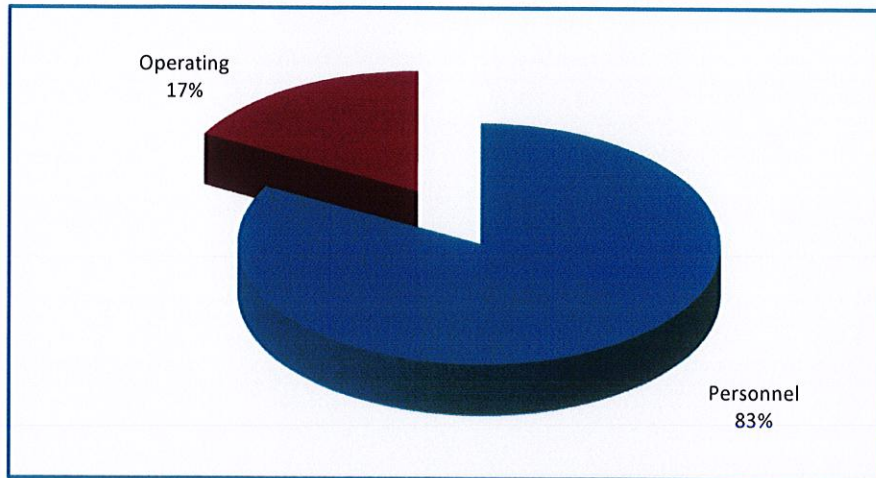
**CANVASSING AUTHORITY  
BUDGET SUMMARY**

	2021-22 ACTUAL	2022-23 ADOPTED	2022-23 PROJECTED	2023-24 ADOPTED	2024-25 PROPOSED
<b>EXPENDITURES</b>					
SALARIES	\$ 114,879	\$ 162,738	\$ 149,160	\$ 154,795	\$ 174,003
FRINGE BENEFITS	71,752	78,560	78,560	80,962	82,379
PURCHASED SERVICES	27,102	45,300	28,250	43,250	47,500
OTHER CHARGES	304	1,000	1,000	1,000	1,000
SUPPLIES & MATERIALS	774	1,250	1,200	1,250	1,250
REPAIRS & MAINTENANCE	-	3,500	4,640	3,500	5,000
<b>TOTAL</b>	<b>\$ 214,811</b>	<b>\$ 292,348</b>	<b>\$ 262,810</b>	<b>\$ 284,757</b>	<b>\$ 311,132</b>

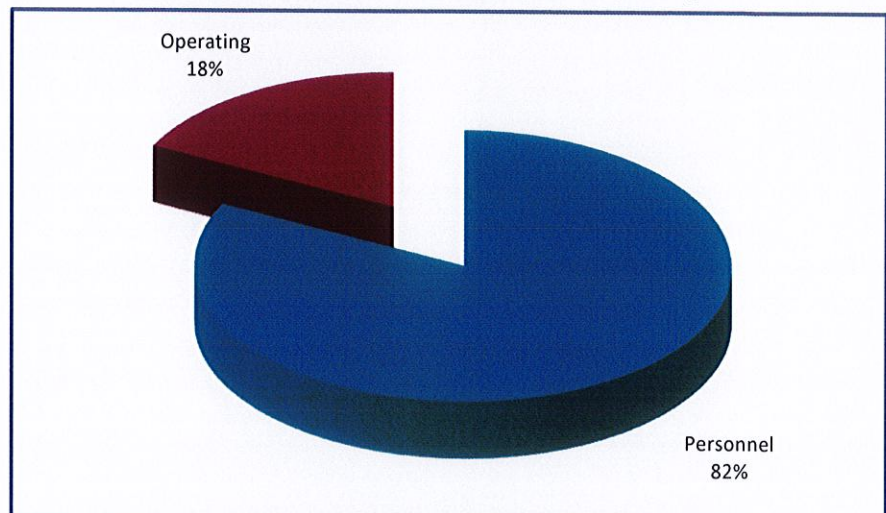


**Canvassing Authority**

**FY2024 Adopted Expenditures \$284,757**



**FY2025 Proposed Expenditures \$311,132**



**FUNCTION: Canvassing**  
**DEPARTMENT: Canvassing Authority**  
**DIVISION OR ACTIVITY: Canvassing/General Registrar**

**BUDGET COMMENTS:**

This cost center has increased \$18,784 (6.43%) over the two-year budget period, with fluctuation driven by elections. The only overall increase is \$15,084 (6.25%) in personnel.

**PROGRAM:**

This program provides funds for the operation of the Canvassing Authority, which is responsible for conducting all elections held in the City of Newport. The Authority is comprised of three bi-partisan members appointed by the City Council. Under direction of the State Board of Elections, and in cooperation with the Secretary of State, the Authority is involved in all phases of the electoral process, from voter registration to tallying the votes after the polls close on Election Day. There are approximately 15,396 registered voters in the City of Newport.

**OBJECTIVES:**

To ensure the will of the majority of the City's citizens is accurately voiced in each Municipal, State, and General Election; and to serve the City Council and the citizens of Newport by registering as many new voters as possible and encouraging all citizens to vote.

**SERVICES AND PRODUCTS:**

- Provide voter registration for all eligible community members
- Provide absentee voting for those who cannot go to the polls
- Maintain accurate voter registration rolls
- Ensure the maintenance and integrity of electronic voting machines
- Encourage all citizens to vote
- Update the list of eligible voters
- Draft and publish legal notices, as required, advising the public of upcoming elections
- Recruit and train competent election workers



**COST CENTER 01050812: CANVASSING AUTHORITY**

TITLE	2021-22 ACTUAL	2022-23 ADOPTED	2022-23 PROJECTED	2023-24 ADOPTED	2024-25 PROPOSED
SALARIES	\$ 114,879	\$ 162,738	\$ 149,160	\$ 154,795	\$ 174,003
FRINGE BENEFITS	71,752	78,560	78,560	80,962	82,379
PURCHASED SERVICES	27,102	45,300	28,250	43,250	47,500
OTHER CHARGES	304	1,000	1,000	1,000	1,000
SUPPLIES & MATERIALS	774	1,250	1,200	1,250	1,250
REPAIRS & MAINTENANCE	-	3,500	4,640	3,500	5,000
<b>COST CENTER TOTAL</b>	<b>\$ 214,811</b>	<b>\$ 292,348</b>	<b>\$ 262,810</b>	<b>\$ 284,757</b>	<b>\$ 311,132</b>

PERSONNEL CLASSIFICATION	GRADE	AUTH FY 21-22	AUTH FY 22-23	MID-YEAR FY 22-23	ADOPTED FY 23-24	PROPOSED FY 24-25
Election Administrator	S03	1.0	1.0	1.0	1.0	1.0
Senior Clerk Typist	U2	1.0	1.0	1.0	1.0	1.0
<b>Total Positions</b>		<b>2.0</b>	<b>2.0</b>	<b>2.0</b>	<b>2.0</b>	<b>2.0</b>

**CITY OF NEWPORT, RHODE ISLAND  
FY2024 ADOPTED and FY2025 PROPOSED BUDGETS  
GENERAL FUND EXPENDITURES**

<u>ACCT NUMBER</u>	<u>ACCOUNT NAME</u>	<u>2022 ACTUAL EXPEND</u>	<u>2023 ADOPTED BUDGET</u>	<u>2023 PROJECTED RESULTS</u>	<u>2024 ADOPTED BUDGET</u>	<u>2025 PROPOSED BUDGET</u>	<u>2-Year Dollar Change</u>	<u>2-Year% Percent Change</u>
01050812-050001	Canvassing Salaries	110,646	115,598	115,598	121,179	124,476	\$ 8,878	7.68%
01050812-050002	Overtime	-	3,000	1,200	1,200	3,000	-	0.00%
01050812-050004	Seasonal & Temp	-	40,000	28,522	28,000	42,000	2,000	5.00%
01050812-050051	Monthly Salaries	4,233	4,140	3,840	4,416	4,527	387	9.35%
01050812-050101	Health Insurance	37,860	41,315	41,315	43,160	43,160	1,845	100.00%
01050812-050102	Dental Insurance	1,940	2,050	2,050	1,962	1,962	(88)	100.00%
01050812-050103	Life Insurance	253	250	250	250	250	-	100.00%
01050812-050104	Payroll Taxes	7,961	8,843	8,843	9,270	9,522	679	100.00%
01050812-050105	MERS Defined Benefit	22,664	24,946	24,946	25,108	26,240	1,294	100.00%
01050812-050106	MERS Defined Contribution	1,074	1,156	1,156	1,212	1,245	89	0.00%
01050812-050207	Legal Advertising	-	3,500	6,000	1,500	5,000	1,500	42.86%
01050812-050210	Dues & Subscriptions	305	250	200	250	250	-	0.00%
01050812-050212	Conferences & Training	430	1,000	750	1,000	1,000	-	0.00%
01050812-050225	Contract Services	20,069	38,000	20,000	40,000	40,000	2,000	5.26%
01050812-050260	Equipment Rental	-	3,500	4,640	3,500	5,000	1,500	42.86%
01050812-050268	Mileage Reimbursement	304	1,000	1,000	1,000	1,000	-	0.00%
01050812-050361	Office Supplies	469	1,000	1,000	1,000	1,000	-	0.00%
	<b>Canvassing</b>	<b>214,811</b>	<b>292,348</b>	<b>262,810</b>	<b>284,757</b>	<b>311,132</b>	<b>18,784</b>	<b>6.43%</b>

## DEPARTMENT OF THE CITY CLERK

The Mission of the Department of City Clerk is to serve as the recorder of deeds; registrar of births, marriages and deaths, clerk of the probate court and clerk of the City Council.

City Clerk– serves as Clerk of the Council, Clerk of the Board of License Commissioners, Probate Clerk, Registrar of Vital Statistics, Recorder of Deeds and Clerk for other State-mandated functions. The clerk gives notice of the meetings of the Council, keeps a journal of its proceedings, and certifies by signature all actions of the Council.

Probate Court- supports the operation of the Probate Court. The Probate Judge holds regular sessions twice each month, and special sessions, as the need arises. The Deputy City Clerk assists the judge at court sessions, swears witnesses, and records all judges' decrees. It is the responsibility of the Deputy Clerk to assign hearing dates, advertise petitions brought before the court, and send notices to all interested parties.

Land Evidence- responsible for recording all deeds, mortgages, leases, affidavits, condominium declarations, quitclaim deeds, certified copies of documents, and other similar instruments.

*The Department of the City Clerk utilizes 0.61% (0.61% in FY23; 0.59% in FY22) of the FY 24 city services budget to operate. Per capita cost to citizens (per 2020 census) is budgeted at \$27.24.*




# DEPARTMENT OF CITY CLERK

## FY 2023 Short-term goals, measures & status

Goal #1: To enable the Council to make decisions by delivering complete Council agenda packets at least five days before meeting.

Measure: One hundred percent of Council packets delivered at least seven days before each Council Meeting throughout the fiscal year.

PERFORMANCE MEASURES	FY2019 ACTUAL	FY2020 ACTUAL	FY2021 ACTUAL	FY2022 ACTUAL	FY2023 ACTUAL
Percent of Council packets delivered at least seven days prior to meeting	100%	100%	100%	100%	100%

Associated Council Tactical Area:  to provide effective 2-way communication with the community through a unified council operating as a team and interacting with City staff productively

Goal #2: Provide video archiving/live streaming of council meetings on the City's website.

Measure: The public will be provided with access to the City Council meetings on the city's website and purchase of these services can be funded through the Archival Trust Account.

PERFORMANCE MEASURES	FY2019 ACTUAL	FY2020 ACTUAL	FY2021 ACTUAL	FY2022 ACTUAL	FY2023 ACTUAL
Percent of Council Meetings posted on City's website within 48 hours of the meeting	100%	100%	100%	100%	100%

Associated Council Tactical Area:  Instill quality, efficiency and effectiveness into every aspect of the City's performance

Assoc. Council Mission Statement:  to promote and foster outstanding customer service for all who come in contact with the City

# DEPARTMENT OF CITY CLERK

## FY 2023 Short-term goals, measures & status (continued)

Goal #3: Online processing of applications, forms and vital record requests which includes the ability to process payments for the City Clerk’s Office.

Measures The public will be provided with the opportunity to process all applications for the City Clerk’s Department through an online portal on the City’s website by June 30, 2024.

PERFORMANCE MEASURES	FY2019 ACTUAL	FY2020 ACTUAL	FY2021 ACTUAL	FY2022 ACTUAL	FY2023 ACTUAL
Percent of applications available for processing through an online portal of the City’s website.	50%	50%	50%	50%	75%

Associated Council Tactical Area:  Instill quality, efficiency and effectiveness into every aspect of the City’s performance

Assoc. Council Mission Statement:  to promote and foster outstanding customer service for all who come in contact with the City

Goal #4: Provide citizens and stakeholders increased communication opportunities and transparency by implementing GovDelivery service through Granicus by December 31, 2023.

Measures Percentage of implementation of GovDelivery service through Granicus by December 31, 2023.

	FY2024 TARGET	FY2023 ACTUAL
Percentage of implementation of GovDelivery service	100%	100%

Associated Council Tactical Area:  Instill quality, efficiency and effectiveness into every aspect of the City’s performance

Assoc. Council Mission Statement:  to promote and foster outstanding customer service for all who come in contact with the City

## DEPARTMENT OF CITY CLERK

### FY 2023 Short-term goals, measures & status (continued)

Goal #5: Pursue grant opportunities through the National Archives for preservation of historical city records by June 30, 2024.

Measures Number of grants applied for through the National Archives for Preservation of Historical City Records by June 30, 2024.

	<b>FY2024</b>	<b>FY2024</b>
	<b>TARGET</b>	<b>ACTUAL</b>
Number of grants applied for through the National Archives for Preservation of Historical City Records	1	

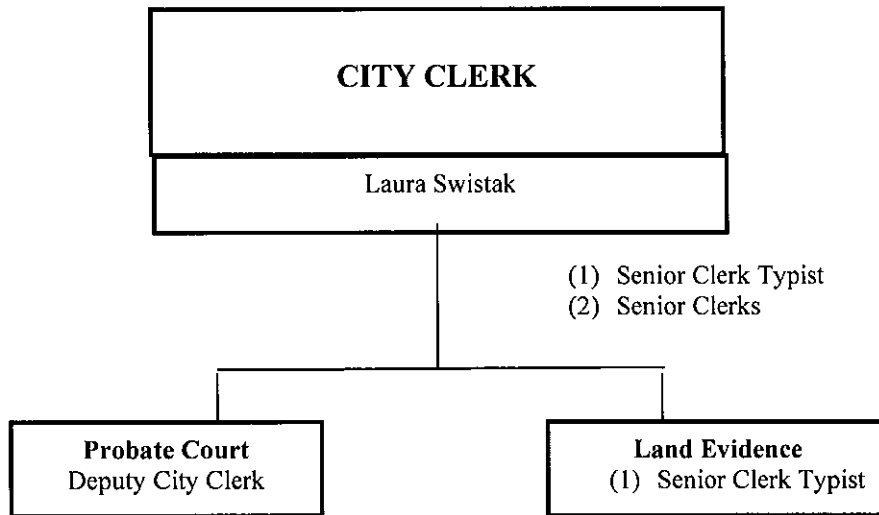
Associated Council Tactical Area:  Instill quality, efficiency and effectiveness into every aspect of the City's performance

Assoc. Council Mission Statement:  to promote and foster outstanding customer service for all who come in contact with the City

**Goals and Measures for #1 - #3 FY2023 continue to apply**  
**Goal and Measure #4 is now completed**  
**Goal #5 and its Measure is new for FY2024**

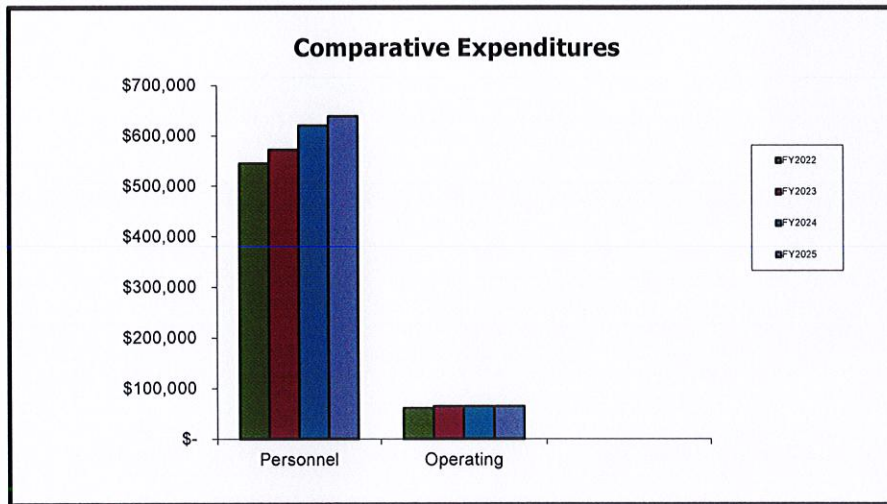


# CITY CLERK



**CITY CLERK/PROBATE/LAND EVIDENCE  
BUDGET SUMMARY**

	2021-22 ACTUAL	2022-23 ADOPTED	2022-23 PROJECTED	2023-24 ADOPTED	2024-25 PROPOSED
<b>EXPENDITURES</b>					
SALARIES	\$ 339,841	\$ 356,468	\$ 356,468	\$ 393,928	\$ 406,807
FRINGE BENEFITS	205,261	215,565	215,565	226,721	231,969
PURCHASED SERVICES	56,963	60,500	60,500	60,500	60,500
UTILITIES	-	-	-	-	-
OTHER CHARGES	163	250	250	250	250
SUPPLIES & MATERIALS	3,180	4,000	4,000	4,000	4,000
<b>TOTAL</b>	<b>\$ 605,408</b>	<b>\$ 636,783</b>	<b>\$ 636,783</b>	<b>\$ 685,399</b>	<b>\$ 703,526</b>

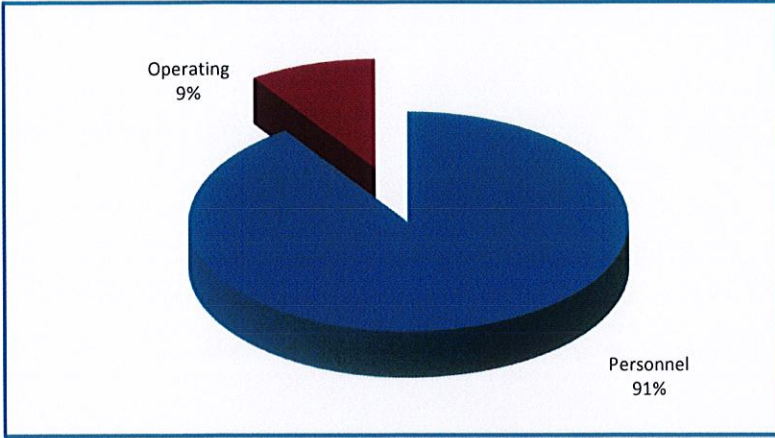


**REVENUES**

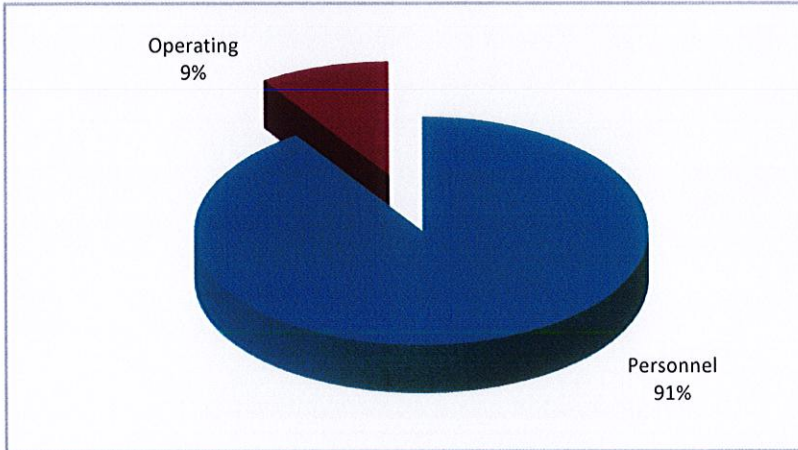
ACCT NO.	ACCT TITLE					
45605	Recording Fees	274,031	300,000	200,000	250,000	250,000
45607	Probate Fees	9,821	46,000	46,000	46,000	46,000
45610	General Business	119,685	95,000	100,000	100,000	100,000
45612	Hotel Registration Fees	28,643	30,000	30,000	30,000	30,000
45614	Entertainment	31,578	25,000	25,000	25,000	25,000
45616	Liquor	193,595	190,000	190,000	190,000	190,000
45618	Mech. Amusement	7,452	5,000	5,000	5,000	5,000
45620	Sunday Selling	20,815	25,000	21,000	21,000	21,000
45624	Victualing	54,006	56,000	56,000	56,000	56,000
45626	Animal	3,924	3,000	3,000	3,000	3,000
45628	Marriage	7,106	5,000	5,000	5,000	5,000
<b>TOTAL</b>		<b>\$ 750,656</b>	<b>\$ 780,000</b>	<b>\$ 681,000</b>	<b>\$ 731,000</b>	<b>\$ 731,000</b>
<b>BALANCE</b>		<b>\$ (145,248)</b>	<b>\$ (143,217)</b>	<b>\$ (44,217)</b>	<b>\$ (45,601)</b>	<b>\$ (27,474)</b>

**City Clerk/Probate/Land Evidence**

**FY2024 Adopted Expenditures \$685,399**



**FY2025 Proposed Expenditures \$703,526**





**FUNCTION: Legislative**  
**DEPARTMENT: Public Records**  
**DIVISION OR ACTIVITY: City Clerk**

**BUDGET COMMENTS:**

This cost center is adopted with an increase of \$66,743 (18.72%) over the two-year budget period due exclusively to personnel costs. The only other increases of \$25,000 (100%) in contract services is offset by a decrease of the same amount (-71.43%) in legal advertising.

**PROGRAM:**

This program provides funds for the operation of the City Clerk's Office. The City Clerk serves as Clerk of the Council Clerk of the Board of License Commissioners, Registrar of Vital Statistics, and Clerk for other State-mandated functions. This program also provides funds for the operation of the Probate Court. The Probate Judge holds regular sessions twice a month, and special sessions as the need arises. The Deputy City Clerk, who serves as Probate Clerk, assists the judge at court sessions, swears witnesses, and records all judge's decrees. It is the responsibility of the Clerk of Probate to assign hearing dates, advertise petitions brought before the court, and send notices to all interested parties. This program also provided fund for the operation of the Land Evidence Office, which is responsible for recording deeds, mortgages, leases, affidavits, condominium declarations, quitclaim deeds, certified copies of documents, and other similar instruments.

**OBJECTIVES:**

To maximize the quality of service provided to the general public with the timely completion of minutes of council meetings; To prepare all dockets for all regular and special Council meetings; To prepare all dockets for regular and special Board of Licensing Committee (BLC) meetings; Recording and issuance of vital records, including birth, marriage, and death certificates; the timely processing of requests for licenses in the most convenient manner possible; the proper dissemination of information in accordance with the requirements of State Law; and the preservation of some temporary and all permanent records.

To maintain a smooth flow of documents into the filed estates, including wills, administrations, guardianships, and adult name changes; record all proceedings, including advertising for notice of hearings; maintain computerized ledger files; work closely with members of the bar, and to minimize an estate's costs through facilitation of its satisfaction of legal obligations to decedents, executors, administrators, heirs, and other administrative and judicial parties.

**SERVICES AND PRODUCTS:**

- Process all City licenses and registrations
- Record vital records of the City
- Provide copies of vital records to residents and others
- Issue marriage licenses to Newport residents and to those from out of state desiring to get married in Newport
- Provide dockets and copies of minutes of all official meetings
- Staff Probate Court and record all proceedings of hearings
- Maintain computerized ledger files of all estates
- Record all land transactions in a timely manner
- Maintain updated indices for record retrieval
- Instruct the public user in record retrieval
- Provide updated information to the Tax Assessor

**COST CENTER 01060813: CITY CLERK/PROBATE/LAND EVIDENCE**

TITLE	2021-22 ACTUAL	2022-23 ADOPTED	2022-23 PROJECTED	2023-24 ADOPTED	2024-25 PROPOSED
SALARIES	\$ 339,841	\$ 356,468	\$ 356,468	\$ 393,928	\$ 406,807
FRINGE BENEFITS	205,261	215,565	215,565	226,721	231,969
PURCHASED SERVICES	56,963	60,500	60,500	60,500	60,500
UTILITIES	-	-	-	-	-
OTHER CHARGES	163	250	250	250	250
SUPPLIES & MATERIALS	3,180	4,000	4,000	4,000	4,000
<b>COST CENTER TOTAL</b>	<b>\$ 605,408</b>	<b>\$ 636,783</b>	<b>\$ 636,783</b>	<b>\$ 685,399</b>	<b>\$ 703,526</b>

PERSONNEL CLASSIFICATION	GRADE	AUTH FY 21-22	AUTH FY 22-23	MID-YEAR FY 22-23	ADOPTED FY 23-24	PROPOSED FY 24-25
City Clerk	S10	1.0	1.0	1.0	1.0	1.0
Deputy City Clerk	S04	1.0	1.0	1.0	1.0	1.0
Senior Clerk	U1/U2	4.0	4.0	4.0	4.0	4.0
<b>Total Positions</b>		<b>6.0</b>	<b>6.0</b>	<b>6.0</b>	<b>6.0</b>	<b>6.0</b>

CITY OF NEWPORT, RHODE ISLAND  
 FISCAL YEARS 2024 ADOPTED and 2025 PROPOSED BUDGETS  
 GENERAL FUND EXPENDITURES

<u>ACCT NUMBER</u>	<u>ACCOUNT NAME</u>	2022 ACTUAL EXPEND	2023 ADOPTED BUDGET	2023 PROJECTED RESULTS	2024 ADOPTED BUDGET	2025 PROPOSED BUDGET	2-Year Dollar Change	2-Year Percentage Change
01060813-050001	City Clerk/Probate Salaries	339,841	356,468	356,468	393,928	406,807	50,339	14.12%
01060813-050101	Health Insurance	100,985	100,300	100,300	104,389	104,389	4,089	100.00%
01060813-050102	Dental Insurance	5,648	6,150	6,150	5,886	5,886	(264)	-4.29%
01060813-050103	Life Insurance	563	750	750	750	750	-	100.00%
01060813-050104	Payroll Taxes	25,154	27,423	27,423	30,135	31,121	3,698	100.00%
01060813-050105	MERS Defined Benefit	69,611	77,357	77,357	81,622	85,755	8,398	100.00%
01060813-050106	MERS Defined Contribution	3,300	3,585	3,585	3,939	4,068	483	100.00%
01060813-050207	Legal Advertising	32,544	35,000	35,000	10,000	10,000	(25,000)	-71.43%
01060813-050210	Dues & Subscriptions	505	500	500	500	500	-	0.00%
01060813-050212	Conferences & Training	1,242	500	500	500	500	-	0.00%
01060813-050225	Contract Services	23,177	25,000	25,000	50,000	50,000	25,000	100.00%
01060813-050101	Communication						-	#DIV/0!
01060813-050268	Mileage	163	250	250	250	250		
01060813-050361	Office Supplies	2,675	3,500	3,500	3,500	3,500	-	0.00%
<b>TOTAL CITY CLERK/PROBATE</b>		<b>605,408</b>	<b>636,783</b>	<b>636,783</b>	<b>685,399</b>	<b>703,526</b>	<b>66,743</b>	<b>10.48%</b>



# DEPARTMENT OF FINANCE

The Mission of the Finance Administration Division is to provide City officials with the accurate and timely financial reporting that is necessary for informed decision-making. It also provides effective administrative support, leadership, and coordination of the Finance Department activities. The Finance Administration Division develops and implements the City's financial policies and procedures, and responds to public inquiries concerning financial operations.

The following divisions and functions fall under the Department of Finance:

Finance Administration - Public and departmental reporting functions – provides accurate and timely financial information for informed decision-making and to comply with various federal, state and local regulations; prepares workpapers and financial statements for annual audit.

Budget functions - preparation of capital and operating budgets under the direction of the City Manager. Monitors budget on a regular basis.

Treasury functions – Oversight of investment of all City funds, including those managed by the Trust and Investment Commission. Ensures that cash and financing is available to provide services and support initiatives.

Purchasing – responsible for carrying out the requirements of the City's purchasing manual to ensure that the City will obtain quality goods and services from the lowest responsible bidders. The Purchasing Agent is also responsible for the timely submission of insurance claims to the Rhode Island Interlocal Risk Management Trust for damages incurred to City property, as well as handling the direction of all other types of claims for and against the City.

*The Finance Administration Division utilizes 0.55% (0.56% in FY23; 0.58% in FY22) of the FY24 city services budget to operate. Per capita cost to citizens (per 2020 census) is budgeted at \$24.52.*

Municipal Court Clerk Division- provides administrative staffing to the Municipal Court.

*The Municipal Court Division utilizes 0.09% (0.11% in FY23; 0.11% in FY22) of the FY24 city services budget to operate. Per capita cost to citizens (per 2020 census) is budgeted at \$4.21.*

Information and Technology (IT) – provides support and oversight of school financial and all City computer hardware, software and communications equipment. This department also ensures that users are properly trained in use of computer software and applications. Develops and implements a multi-year technology plan to promote goals of efficiency and enhanced residential access to City information.

## DEPARTMENT OF FINANCE (continued)

*The IT Division utilizes 2.40% (2.21% in FY23; 2.29% in FY22) of the FY24 city services budget to operate. Per capita cost to citizens (per 2020 census) is budgeted at \$106.17.*

Assessment Division – responsible for distributing the total tax burden in an equitable manner through the use of acceptable valuation methods; is also responsible for processing and approving tax exemptions in accordance with federal, state and city regulations

*The Assessment Division utilizes 0.40% (0.31% in FY23; 0.22% in FY22) of the FY24 city services budget to operate. Per capita cost to citizens (per 2020 census) is budgeted at \$17.53.*

The Billings and Collections Division – collects taxes, licenses, fees, utility charges, fines and other revenues for the City; is also responsible for issuing various municipal permits.

*The Billings and Collections Division utilizes 0.41% (0.44% in FY23; 0.44% in FY22) of the FY24 city services budget to operate. Per capita cost to citizens (per 2020 census) is budgeted at \$18.30.*

School Accounting and Payroll – Responsible for timely processing of School Department vendor payments; processing and issuing payroll checks for School employees.

*The School Accounting Division utilizes 0.34% (0.34% in FY23; 0.34% in FY22) of the FY24 city services budget to operate. Per capita cost to citizens (per 2020 census) is budgeted at \$15.11.*

Accounting Division – Responsible for timely processing of City vendor payments; processing and issuing payroll checks for City employees; preparing regulatory reports for the City and School District. Maintains the City's general ledger and subsidiary ledgers; also responsible for the day-to-day monitoring of the annual budget to ensure proper recording of revenues and expenditures and amounts are properly appropriated and authorized.

*The Accounting Division utilizes 0.68% (0.69% in FY23; 0.66% in FY22) of the FY24 city services budget to operate. Per capita cost to citizens (per 2020 census) is budgeted at \$30.17.*

# DEPARTMENT OF FINANCE

## FY 2023 Short-term goals, measures & status:

Goal #1: To provide the highest levels of financial communication to our citizenry through timely and accurate financial and operational reporting and disclosure.

Measure #1: The Comprehensive Annual Finance Report (CAFR) is awarded the Government Finance Officers Association’s Certificate of Achievement for Excellence in Financial Reporting.

<b>GFOA's Cert. of Achievement for Excellence in Financial Reporting</b>		
Fiscal Year	Date Submitted	Award Received
2022	01/11/2023*	Yes
2021	12/30/2021	Yes
2020	12/29/2020	Yes
2019	12/31/2019	Yes
2018	12/30/2018	Yes
2017	12/30/2017	Yes
2016	12/30/2016	Yes
2015	12/31/2015	Yes
2014	12/31/2014	Yes
2013	12/30/2013	Yes
2012	12/31/2012	Yes
2011	12/29/2011	Yes
2010	12/28/2010	Yes
2009	12/28/2009	Yes
2008	1/13/2009	Yes
2007	12/27/2007	Yes
2006	12/18/2006	Yes
2005	12/28/2005	Yes

\* FY 2022 delayed on State level



## DEPARTMENT OF FINANCE

### FY 2021 Short-term goals, measures & status (continued)

Measure #2: The Annual Comprehensive Finance Report is completed and posted to the City’s website within 6 months following year end.

<b><u>Annual Comprehensive Finance Report</u></b>		
<b><u>Posted to City's Website</u></b>		
Fiscal Year	Date Trans. to Council	Date Posted
2022	2/8/2023	2/8/2023
2021	3/9/2022	3/9/2022
2020	1/27/2021	1/20/2021
2019	1/22/2020	1/22/2020
2018	1/15/2019	1/15/2019
2017	12/15/2017	12/20/2017
2016	1/18/2017	1/19/2017
2015	1/6/2016	1/7/2016
2014	1/14/2015	1/15/2015
2013	1/9/2014	1/10/2014
2012	1/16/2013	1/17/2013
2011	1/11/2012	12/28/2011
2010	12/16/2010	1/28/2011
2009	12/30/2009	1/25/2010
2008	12/11/2008	1/6/2009
2007	11/21/2007	2/20/2008
2006	12/1/2006	2/20/2008

Measure #3: Adopted Budget is awarded the Government Finance Officers Association’s (GFOA) Distinguished Budget Presentation Award

## DEPARTMENT OF FINANCE

### FY 2023 Short-term goals, measures & status (continued)

<b>GFOA's Distinguished Budget Presentation</b>			
Fiscal Year	Date Council Approved	Date Submitted	Award Received
2022 & 2023	6/9/2021	9/9/2021	Yes
2020 & 2021	6/12/2019	10/21/2019	Yes
2018 & 2019	6/28/2017	9/22/2017	Yes
2016 & 2017	6/24/2015	9/24/2015	Yes
2015	6/25/2014	9/24/2014	Yes
2014	6/26/2013	9/25/2013	Yes
2013	6/27/2012	9/26/2012	Yes
2012	6/08/2011	9/07/2011	Yes
2011	6/23/2010	9/21/2010	Yes
2010	6/24/2009	8/24/2009	Yes
2009	6/25/2008	9/25/2008	Yes
2008	6/13/2007	9/10/2007	Yes
2007	6/14/2006	9/8/2006	Yes
2006	6/22/2005	9/19/2005	Yes

Measure #4: Adopted Budget is posted to the City's website within 90 days following the budget approval;

<b>Adopted Budget Posted to City's Website</b>		
Fiscal Year	Date Council Approved	Date Posted
2023 (Amend)	5/25/2022	8/25/2022
2022 & 2023	6/9/2021	8/31/2021
2021 (Amend)	6/16/2020	7/15/2020
2020 & 2021	6/12/2019	7/1/2019
2019 (Amend)	6/27/2018	7/13/2018
2018 & 2019	6/28/2017	9/22/2017
2017 (Amend)	6/22/2016	7/30/2016
2016 & 2017	6/24/2015	9/25/2015
2015	6/25/2014	9/24/2014
2014	6/26/2013	9/26/2013
2013	6/27/2012	9/27/2012
2012	6/08/2011	9/09/2011
2011	6/23/2010	9/23/2010
2010	6/24/2009	8/31/2009
2009	6/25/2008	9/25/2008
2008	6/13/2007	9/13/2007
2007	6/14/2006	9/1/2006
2006	6/22/2005	9/9/2005



# DEPARTMENT OF FINANCE

## FY 2023 Short-term goals, measures & status (continued)

Measure #5: Popular Annual Finance Report (PAFR) is awarded the Government Finance Officers Association’s (GFOA) Award for Outstanding Achievement in Popular Annual Financial Reporting

GFOA's Cert. of Achievement for Outstanding Achievement in Popular Financial Reporting		
Fiscal Year	Date Submitted	Award Received
2022	3/31/2023	Unknown
2021	3/29/2022	Yes
2020	1/30/2021	Yes
2019	1/30/2020	Yes
2018	1/28/2019	Yes
2017	2/9/2018	Yes
2016	1/25/2017	Yes
2015	1/29/2016	Yes
2014	1/29/2015	Yes

Associated Council Tactical Area:  Instill quality, efficiency and effectiveness into every aspect of the City’s performance

Assoc. Council Mission Statement:  to exercise the prudent financial planning and management needed to achieve our strategic goals

Goal #2: Administer grant funding in full compliance with funding source requirements.

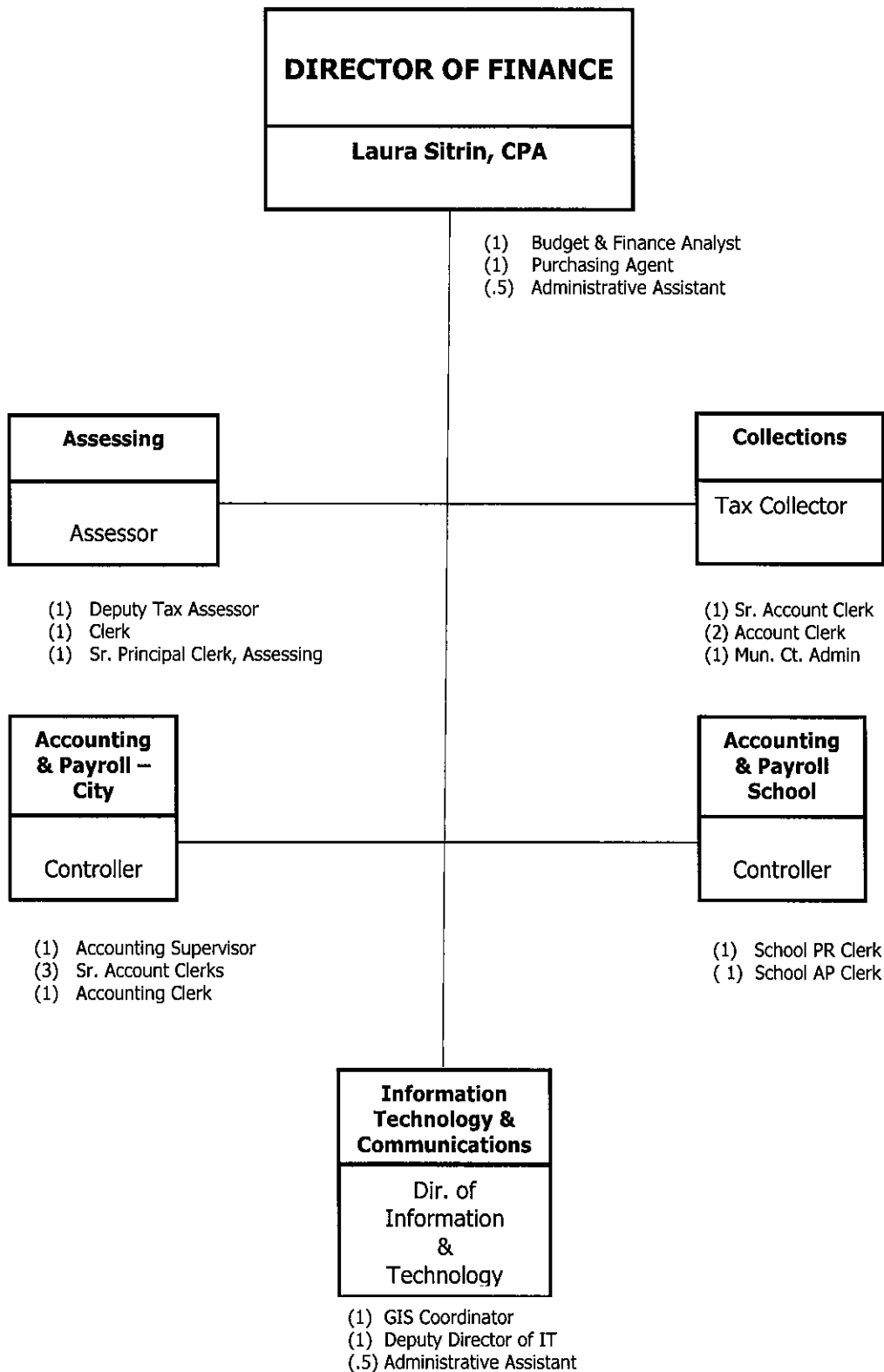
PERFORMANCE MEASURES	FY2019 ACTUAL	FY2020 ACTUAL	FY2021 ACTUAL	FY2022 ACTUAL	FY2023 ACTUAL
Percentage of compliance achieved with requirements for grants received from the State and Federal governments as per Single Audit	100%	100%	100%	100%	100%

Assoc. Council Mission Statement:  to exercise the prudent financial planning and management needed to achieve our strategic goals

**Goals and Measures for FY2023 continue to apply**  
**There are no new Goals or Measures for FY2024 or FY2025**

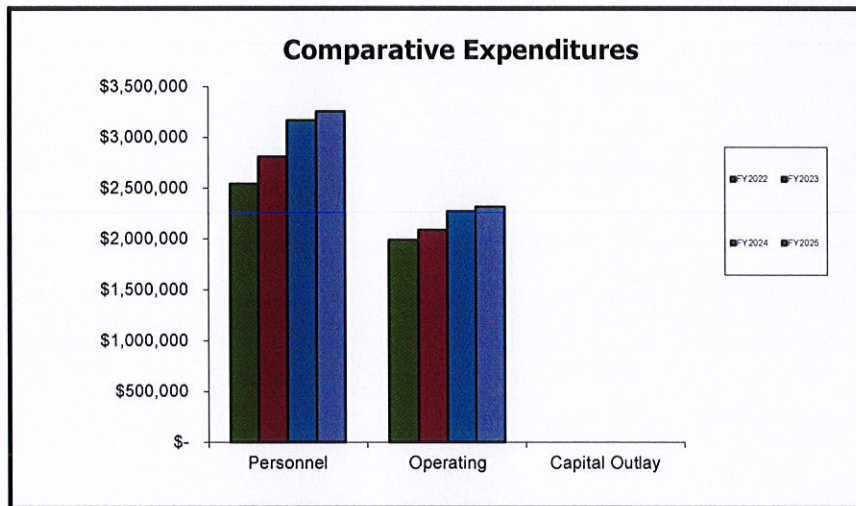


# DEPARTMENT OF FINANCE



**FINANCE DEPARTMENT  
BUDGET SUMMARY**

	2021-22 ACTUAL	2022-23 ADOPTED	2022-23 PROJECTED	2023-24 ADOPTED	2024-25 PROPOSED
<b>EXPENDITURES</b>					
SALARIES	\$ 1,695,990	\$ 1,839,341	\$ 1,852,028	\$ 2,084,373	\$ 2,144,703
FRINGE BENEFITS	844,371	968,495	968,495	1,081,908	1,107,472
PURCHASED SERVICES	1,934,268	1,957,944	2,358,418	2,135,921	2,172,152
SUPPLIES & MATERIALS	56,174	127,900	133,500	132,353	139,680
OTHER	-	-	600	600	750
OPERATING EXPENSES	-	-	-	-	-
<b>TOTAL</b>	<b>\$ 4,530,803</b>	<b>\$ 4,893,680</b>	<b>\$ 5,313,041</b>	<b>\$ 5,435,155</b>	<b>\$ 5,564,757</b>




**REVENUES**

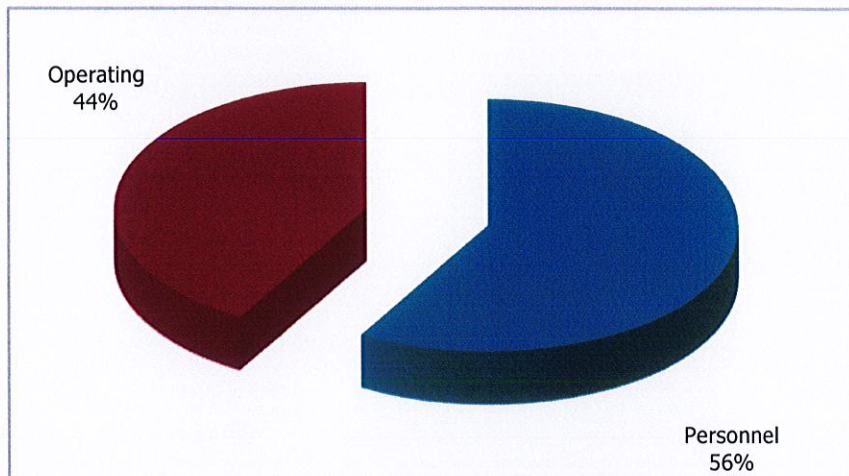
ACCT NO.	ACCT TITLE					
45540	Management Services	\$ 1,327,126	\$ 1,327,126	\$ 1,327,126	\$ 1,327,126	\$ 1,327,126
45660	Mun. Ct. Cost Assessment	168,692	150,000	150,000	160,000	160,000
45701	Investment Interest	(1,062,862)	300,000	300,000	458,800	300,000
	<b>TOTAL</b>	<b>\$ 432,956</b>	<b>\$ 1,777,126</b>	<b>\$ 1,777,126</b>	<b>\$ 1,945,926</b>	<b>\$ 1,787,126</b>
	<b>BALANCE</b>	<b>\$ 4,097,847</b>	<b>\$ 3,116,554</b>	<b>\$ 3,535,915</b>	<b>\$ 3,489,229</b>	<b>\$ 3,777,631</b>

**Finance Department**

**FY2024 Adopted Expenditures \$5,435,155**



**FY2025 Proposed Expenditures \$5,564,757**





**FUNCTION:** Finance  
**DEPARTMENT:** Finance  
**DIVISION OR ACTIVITY:** Municipal Court Clerk

**BUDGET COMMENTS:**

This cost center is adopted at an overall decrease of \$886 (-1.29%) over the two-year budget period. Decreases are due to reduced benefits.

**PROGRAM:**

This program provides for the operation of the Municipal Court, which was established in 1988 and has jurisdiction over cases arising from violations of City ordinances. It also has jurisdiction over certain motor vehicle moving violations, as described in the State Municipal Court Compact, which became effective January 1, 1993. In addition, the Court assists in the collection of parking ticket fines and provides an opportunity for hearings.

**OBJECTIVES:**

To establish a positive liaison among the Police Department, Municipal Court personnel, and defendants while providing service to those involved in the Municipal Court system.

**COST CENTER 01100831: MUNICIPAL COURT CLERK**

<b>TITLE</b>	<b>2021-22 ACTUAL</b>	<b>2022-23 ADOPTED</b>	<b>2022-23 PROJECTED</b>	<b>2023-24 ADOPTED</b>	<b>2024-25 PROPOSED</b>
SALARIES	\$ 66,437	\$ 69,131	\$ 69,131	\$ 73,513	\$ 77,391
FRINGE BENEFITS	37,100	41,863	41,863	31,301	32,717
PURCHASED SERVICES	-	500	500	500	500
SUPPLIES & MATERIALS	256	500	500	500	500
<b>COST CENTER TOTAL</b>	<b>\$ 103,793</b>	<b>\$ 111,994</b>	<b>\$ 111,994</b>	<b>\$ 105,814</b>	<b>\$ 111,108</b>

---

<b>PERSONNEL CLASSIFICATION</b>	<b>AUTH FY 21-22</b>	<b>AUTH FY 22-23</b>	<b>MID-YEAR FY 22-23</b>	<b>ADOPTED FY 23-24</b>	<b>PROPOSED FY 24-25</b>
Municipal Ct. Administrator N02	1.0	1.0	1.0	1.0	1.0
<b>Total Positions</b>	<b>1.0</b>	<b>1.0</b>	<b>1.0</b>	<b>1.0</b>	<b>1.0</b>

---

**FUNCTION: Finance**  
**DEPARTMENT: Finance**  
**DIVISION OR ACTIVITY: Finance Administration**

**BUDGET COMMENTS:**

The increase of \$44,810 (7.58%) over the two-year budget period includes \$43,565 (7.96%) in personnel and \$1,000 (6.67%) in supplies and materials. The only significant cost other than personnel is for legal advertising costs of \$10,000 related to the purchasing function.

**PROGRAM:**

This program provides funds for the operation of the Office of the Director of Finance which is responsible for the overall administration of the Finance Department and provision of support services to all other City Departments. Responsibilities include the review and analysis of all Departmental budget requests, the preparation of the operating budget, monitoring of expenditures during the course of the year, oversight of investment of all City funds, including those managed by the Trust and Investment Commission, and financial reporting for all Departments.

In addition, this division is responsible for carrying out the requirements of the City's purchasing manual to ensure that the City will obtain quality goods and services from the lowest responsible bidders. The Purchasing Agent is also responsible for the timely submission of insurance claims to the Rhode Island Interlocal Risk Management Trust for damages incurred to City property, as well as handling the direction of all other types of claims for and against the City.

**OBJECTIVES**

To provide City officials with accurate and timely financial reporting necessary for informed decision-making; to provide effective administration and coordination of City-wide support services, including budgeting, management information systems, collections, and assessment; to provide administrative support, leadership and coordination of Finance Department activities to facilitate the satisfactory completion of division goals and objectives.

To minimize taxpayer and service-user costs by procuring goods and services through appropriate means at the lowest possible cost; at the lowest possible cost; to process claims as quickly as possible, to collect reimbursements as soon as possible; to process claims against the City in a timely manner, and to monitor contracts.

**SERVICES AND PRODUCTS**

- Work with Department heads and finance department staff in the development of the operating budget and to insure timely submission of the budget to the City Manager and City Council.
- Insure that all current regulations and standards related to payroll, accounting, cash management and financial reporting are properly applied and in a timely manner.
- Staff the Trust and Investment Commission including coordination with investment advisors.
- Prudently manage all City assets, including short- and long-term investments.
- Oversee the procurement process
- Procure goods and services needed by the City in a timely manner
- When required by State statute and City Ordinance, to prepare and solicit bids for goods and services including specifications, advertising, follow-up with vendors and preparation of recommendation on vendor selection to the City Manager and City Council.



**COST CENTER 01100832: FINANCE ADMINISTRATION**

TITLE	2021-22 ACTUAL	2022-23 ADOPTED	2022-23 PROJECTED	2023-24 ADOPTED	2024-25 PROPOSED
SALARIES	\$ 386,172	\$ 392,078	\$ 392,078	\$ 401,038	\$ 414,108
FRINGE BENEFITS	153,737	159,407	159,407	175,937	181,187
PURCHASED SERVICES	9,528	21,000	21,000	21,000	21,000
SUPPLIES & MATERIALS	19,344	19,000	22,000	19,000	20,000
<b>COST CENTER TOTAL</b>	<b>\$ 568,781</b>	<b>\$ 591,485</b>	<b>\$ 594,485</b>	<b>\$ 616,975</b>	<b>\$ 636,295</b>

PERSONNEL CLASSIFICATION		AUTH FY 21-22	AUTH FY 22-23	MID-YEAR FY 22-23	ADOPTED FY 23-24	PROPOSED FY 24-25
Director of Finance	S15	1.0	1.0	1.0	1.0	1.0
Budget & Finance Analyst	S08	1.0	1.0	1.0	1.0	1.0
Purchasing Agent	N03	1.0	1.0	1.0	1.0	1.0
Administrative Assistant	N02	-	0.5	0.5	0.5	0.5
<b>Total Positions</b>		<b>3.0</b>	<b>3.5</b>	<b>3.5</b>	<b>3.5</b>	<b>3.5</b>

**FUNCTION: Finance**  
**DEPARTMENT: Finance**  
**DIVISION OR ACTIVITY: Information Technology & Communications**

**BUDGET COMMENTS:**

All departmental requests for technology hardware, software, and support are charged to this cost center. The adopted budget has increased by \$415,891 (17.94%) over the two-year budget period due almost exclusively to technological costs that include contracted obligations, licensing and maintenance, hosted services, and technical training, which have increased \$208,438 (13.98%). Other increases include \$193,303 (56.88%) in personnel, the result of the new position of Deputy IT Director that was added in FY2023, \$4,380 (14.27%) in supplies and \$2,500 (4.35%) in IT equipment. There are no offsetting decreases.

**PROGRAM:**

This program provides funds for the operation and maintenance of the City's centralized data processing center. This includes all applicable computer hardware and software, networking and all other tele-communications equipment. All Municipal application software modules - general ledger, payroll, purchasing, budgeting, tax assessment, tax collections, Municipal Court, voter registration, property records, human resources, building permits, and utility bills - are supported on various computer systems that are the responsibility of the IT staff. In addition to overseeing these applications and the operations associated with these modules and the network, the IT staff trains and assists over 200 users spanning all Departments.

**OBJECTIVES:**

To both maximize the quality and minimize the cost of service provided to the general public and user departments through the use of sophisticated computer and telephone systems, use of World Wide Web and various other computer-related systems, and to assist all departments in their use of Information Technology so that they can enhance the efficiency and effectiveness of City operations.

**SERVICES AND PRODUCTS:**

- Provide support to City employees in the use of new computerized systems.
- Update and support city-wide information systems.
- Ensure that phone and computer communication systems are operating at full capacity at all times.

**COST CENTER 01100833: INFORMATION & TECHNOLOGY**

TITLE	2021-22 ACTUAL	2022-23 ADOPTED	2022-23 PROJECTED	2023-24 ADOPTED	2024-25 PROPOSED
SALARIES	\$ 210,909	\$ 243,123	\$ 244,810	\$ 345,131	\$ 360,974
FRINGE BENEFITS	90,054	96,750	96,750	166,259	172,202
PURCHASED SERVICES	1,887,255	1,889,844	2,295,818	2,071,271	2,105,552
SUPPLIES & MATERIALS	15,226	88,200	88,200	88,853	95,080
<b>COST CENTER TOTAL</b>	<b>\$ 2,203,444</b>	<b>\$ 2,317,917</b>	<b>\$ 2,725,578</b>	<b>\$ 2,671,514</b>	<b>\$ 2,733,808</b>

PERSONNEL CLASSIFICATION	AUTH FY 21-22	AUTH FY 22-23	MID-YEAR FY 22-23	ADOPTED FY 23-24	PROPOSED FY 24-25
Dir. of Information & Techno S11	1.0	1.0	1.0	1.0	1.0
Deputy Director of IT S10	0.0	0.0	1.0	1.0	1.0
Network Technician N02	1.0	0.0	0.0	0.0	0.0
Administrative Assistant N02	0.5	0.5	0.5	0.5	0.5
<b>Total Positions</b>	<b>2.5</b>	<b>1.5</b>	<b>2.5</b>	<b>2.5</b>	<b>2.5</b>

**FUNCTION: Finance**



**DEPARTMENT: Finance**  
**DIVISION OR ACTIVITY: Assessment**

**BUDGET COMMENTS:**

This cost center is adopted at an increase of \$130,764 (40.24%) over the two-year budget period due almost exclusively to an increase in personnel of \$122,464 (39.70%). A new position of senior principal clerk, assessing has been adopted to cover the additional workload of the 2-tier residential tax rate. Other increases include \$5,000 (100%) in contract services and \$3,300 (42.86%) in materials and supplies. There are no offsetting decreases.

**PROGRAM:**

This program provides funds for the operation of the Tax Assessor's/Land Evidence Office, which has the responsibility to discover, list and assess the ratable property in the City, produce and maintain the tax roll, and prepare tax notices. In addition, this office also provides staff assistance, as required, to other Departments and Divisions in matters relating to property tax administration. This office is also responsible for recording of all deeds, mortgages, quitclaim deeds, certified copies of documents, and other similar instruments.

**OBJECTIVES:**

Through acceptable valuation methods, to minimize the costs of municipal services to taxpayers by distributing the total tax burden in as equitable a manner possible and to preserve that equality by continuous monitoring of the value of properties throughout the City via the application of comparable sales data; To maximize the quality of service provided to the general public by timely recording, preserving, and retrieving legal documents.

**SERVICES AND PRODUCTS**

- Property inspections to update real estate records based on improvements as noted in building permits.
- Maintain all real estate information on a real-time basis on the Computer Assisted Mass Appraisal (CAMA) system to make assessment data more accurate and accessible.
- Revise property values as appropriate.
- Review appeals to and exemptions of property value.
- Annually review and update all motor vehicle assessments.
- Prepare and certify the tax roll.
- Respond to inquiries from the public.
- Record all land transactions in a timely manner
- Maintain updated indices for record retrieval
- Instruct the public user in record retrieval
- Provide updated information to the Tax Assessor

**COST CENTER 01100837: ASSESSMENT**

TITLE	2021-22 ACTUAL	2022-23 ADOPTED	2022-23 PROJECTED	2023-24 ADOPTED	2024-25 PROPOSED
SALARIES	\$ 149,652	\$ 186,196	\$ 188,196	\$ 250,952	\$ 262,533
FRINGE BENEFITS	89,471	122,247	122,247	165,361	168,374
PURCHASED SERVICES	11,907	7,600	12,600	12,650	12,600
SUPPLIES & MATERIALS	9,621	8,900	11,200	12,200	12,200
<b>COST CENTER TOTAL</b>	<b>\$ 260,651</b>	<b>\$ 324,943</b>	<b>\$ 334,243</b>	<b>\$ 441,163</b>	<b>\$ 455,707</b>

PERSONNEL CLASSIFICATION		AUTH FY 21-22	AUTH FY 22-23	MID-YEAR FY 22-23	ADOPTED FY 23-24	PROPOSED FY 24-25
Assessor	S08	1.0	1.0	1.0	1.0	1.0
Deputy Tax Assessor	N03	1.0	1.0	1.0	1.0	1.0
Sr. Principal Clerk, Assessing	U3	0.0	0.0	0.0	1.0	1.0
Account Clerk	U3	1.0	1.0	1.0	1.0	1.0
Total Positions		3.0	3.0	3.0	4.0	4.0

**FUNCTION: Finance**  
**DEPARTMENT: Finance**  
**DIVISION OR ACTIVITY: Billing and Collection**

**BUDGET COMMENTS:**

This cost center is adopted at an overall decrease of \$1,227 (-0.26%). A major expense in this division is \$16,000 (FY2024) and \$17,000 (FY2025) for property tax billing.

**PROGRAM:**

This program provides funds for the operation of the Division Customer Services, which is charged with assisting residents, businesses and visitors to City Hall in the functions of license applications, the collection of taxes, license fees, water and sewer charges, fines for municipal parking infractions and violation of City ordinances, vital records, and all other revenues and receipts of the City, its departments and agencies. The Division is also responsible for the issuance of various municipal permits as well as verification and deposit of funds received by other departments.

**OBJECTIVES:**

To provide customer service to residents, businesses and visitors to City Hall.

**SERVICES AND PRODUCTS:**

- Maintain or improve the real estate and motor vehicle tax collection rates.
- Provide a high level of service to City customers when responding to inquiries, and providing assistance, when needed, while ensuring equal application of all relevant laws, statutes and ordinances.



**COST CENTER 11-100-8372: BILLING & COLLECTIONS**

<b>TITLE</b>	<b>2021-22 ACTUAL</b>	<b>2022-23 ADOPTED</b>	<b>2022-23 PROJECTED</b>	<b>2023-24 ADOPTED</b>	<b>2024-25 PROPOSED</b>
SALARIES	\$ 230,906	\$ 269,340	\$ 274,840	\$ 291,081	\$ 292,151
FRINGE BENEFITS	127,131	167,012	167,012	149,925	152,124
PURCHASED SERVICES	13,192	27,000	15,000	16,000	17,000
SUPPLIES & MATERIALS	2,131	2,800	2,800	2,800	2,900
OTHER	-	-	600	600	750
<b>COST CENTER TOTAL</b>	<b>\$ 373,360</b>	<b>\$ 466,152</b>	<b>\$ 460,252</b>	<b>\$ 460,406</b>	<b>\$ 464,925</b>

<b>PERSONNEL CLASSIFICATION</b>		<b>AUTH FY 21-22</b>	<b>AUTH FY 22-23</b>	<b>MID-YEAR FY 22-23</b>	<b>ADOPTED FY 23-24</b>	<b>PROPOSED FY 24-25</b>
Tax Collector	S08	1.0	1.0	1.0	1.0	1.0
Sr. Account Clerk	U4	1.0	1.0	1.0	1.0	1.0
Account Clerk	U1	2.0	2.0	2.0	2.0	2.0
<b>Total Positions</b>		<b>4.0</b>	<b>4.0</b>	<b>4.0</b>	<b>4.0</b>	<b>4.0</b>

**FUNCTION: Finance**  
**DEPARTMENT: Finance**  
**DIVISION OR ACTIVITY: Accounting**

**BUDGET COMMENTS:**

This cost center is adopted at an overall increase of \$50,274 (6.96%) due almost exclusively to personnel, which have increased \$47,274 (6.71%). Other increases include \$1,000 (50%) in conferences and training and \$2,000 (22.22%) in contract services. There are no offsetting decreases.

**PROGRAM:**

This program provides funds for the operation of the Division of Accounting, which is responsible for the timely processing of City vendor payments, City payroll checks; W-2's, preparation of various reports for City Departments and the Federal and State governments; accounting for State and Federal grants; and the accounting of all revenues and expenditures.

**OBJECTIVES:**

To minimize the cost to taxpayers of City operations through the cost-effective use and management of tax revenues for their intended purpose by maintaining a system of internal controls which safeguard those resources and preserves their accountability.

**SERVICES AND PRODUCTS:**

- Timely processing of all payrolls
- Timely payment to vendors
- Federal, state and local payroll reports
- Administration of deferred compensation program
- Administration, processing and reporting for Police and Fire Pension Plans
- Weekly finance reports to departments

**COST CENTER 01100835: ACCOUNTING**

TITLE	2021-22 ACTUAL	2022-23 ADOPTED	2022-23 PROJECTED	2023-24 ADOPTED	2024-25 PROPOSED
SALARIES	\$ 438,528	\$ 456,870	\$ 457,870	\$ 484,102	\$ 492,154
FRINGE BENEFITS	226,134	247,547	247,547	254,978	259,537
PURCHASED SERVICES	11,372	11,000	12,000	13,000	14,000
SUPPLIES & MATERIALS	8,346	7,000	7,000	7,000	7,000
OPERATING EXPENSE	-	-	-	-	-
<b>COST CENTER TOTAL</b>	<b>\$ 684,380</b>	<b>\$ 722,417</b>	<b>\$ 724,417</b>	<b>\$ 759,080</b>	<b>\$ 772,691</b>

PERSONNEL CLASSIFICATION		AUTH FY 21-22	AUTH FY 22-23	MID-YEAR FY 22-23	ADOPTED FY 23-24	PROPOSED FY 24-25
Deputy Director, Finance	S10	1.0	1.0	1.0	1.0	1.0
Accounting Supervisor	S07	1.0	1.0	1.0	1.0	1.0
Senior Account Clerk	U4	3.0	3.0	3.0	3.0	3.0
Accounting Clerk	U4	1.0	1.0	1.0	1.0	1.0
<b>Total Positions</b>		<b>6.0</b>	<b>6.0</b>	<b>6.0</b>	<b>6.0</b>	<b>6.0</b>



**FUNCTION: Finance**  
**DEPARTMENT: Finance**  
**DIVISION OR ACTIVITY: School Accounting & PR**

**BUDGET COMMENTS:**

This cost center is adopted at an overall increase of \$31,451 (8.77%) over the two-year budget period due almost entirely to personnel costs, which increased \$30,451 (8.55%). There are no offsetting decreases.

**PROGRAM:**

This program provides funds for the operation of the Division of School Accounting, which is responsible for the timely processing School vendor payments, School payroll checks, and the accounting of all revenues and expenditures.

**OBJECTIVES:**

To minimize the cost to taxpayers of City operations through the cost-effective use and management of tax revenues for their intended purpose by maintaining a system of internal controls which safeguard those resources and preserves their accountability.

**SERVICES AND PRODUCTS:**

- Timely processing of all school payrolls
- Timely payment to vendors

**COST CENTER 01100836: SCHOOL ACCOUNTING & PAYROLL**

TITLE	2021-22 ACTUAL	2022-23 ADOPTED	2022-23 PROJECTED	2023-24 ADOPTED	2024-25 PROPOSED
SALARIES	\$ 213,386	\$ 222,603	\$ 225,103	\$ 238,556	\$ 245,392
FRINGE BENEFITS	120,744	133,669	133,669	138,147	141,331
PURCHASED SERVICES	1,014	1,000	1,500	1,500	1,500
SUPPLIES & MATERIALS	1,250	1,500	1,800	2,000	2,000
OPERATING EXPENSE	-	-	-	-	-
<b>COST CENTER TOTAL</b>	<b>\$ 336,394</b>	<b>\$ 358,772</b>	<b>\$ 362,072</b>	<b>\$ 380,203</b>	<b>\$ 390,223</b>

PERSONNEL CLASSIFICATION		AUTH FY 21-22	AUTH FY 22-23	MID-YEAR FY 22-23	ADOPTED FY 23-24	PROPOSED FY 24-25
School Controller	S08	1.0	1.0	1.0	1.0	1.0
School PR Clerk	U4	1.0	1.0	1.0	1.0	1.0
School AP Clerk	U4	1.0	1.0	1.0	1.0	1.0
<b>Total Positions</b>		<b>3.0</b>	<b>3.0</b>	<b>3.0</b>	<b>3.0</b>	<b>3.0</b>



CITY OF NEWPORT, RHODE ISLAND  
 FY2024 ADOPTED AND FY2025 PROPOSED BUDGETS  
 GENERAL FUND EXPENDITURES

ACCT NUMBER	ACCOUNT NAME	2022 ACTUAL EXPEND	2023 ADOPTED BUDGET	2023 PROJECTED RESULTS	2024 ADOPTED BUDGET	2025 PROPOSED BUDGET	2-Year Dollar Change	2-Year Percent Change
01100832-050001	Finance Admin Salaries	386,172	392,078	392,078	401,038	414,108	22,030	5.62%
01100832-050101	Health Insurance	41,292	37,636	37,636	54,415	54,414	16,778	44.58%
01100832-050102	Dental Insurance	1,610	2,376	2,376	2,765	2,765	389	16.37%
01100832-050103	Life Insurance	363	438	438	438	438	-	0.00%
01100832-050104	Payroll Taxes	28,858	29,994	29,994	30,679	31,679	1,685	5.62%
01100832-050105	MERS Defined Benefit	78,878	84,611	84,611	83,193	87,294	2,683	3.17%
01100832-050106	MERS Defined Contribution	2,736	4,352	4,352	4,447	4,597	245	5.63%
01100832-050205	Copying & Binding	5,700	6,000	6,000	6,000	6,000	-	0.00%
01100832-050207	Legal Advertising	2,170	10,000	10,000	10,000	10,000	-	0.00%
01100832-050210	Dues & Subscriptions	4,463	4,000	4,000	4,000	4,000	-	0.00%
01100832-050212	Conferences & Training	1,658	5,000	5,000	5,000	5,000	-	0.00%
01100832-050361	Office Supplies	14,881	15,000	18,000	15,000	16,000	1,000	6.67%
	<b>Administration</b>	<b>568,781</b>	<b>591,485</b>	<b>594,485</b>	<b>616,975</b>	<b>636,295</b>	<b>44,810</b>	<b>7.58%</b>
01100831-050001	Municipal Court Salaries	66,437	68,631	68,631	73,013	76,891	8,260	12.04%
01100831-050002	Overtime	-	500	500	500	500	-	0.00%
01100831-050101	Health Insurance	16,724	19,966	19,966	8,751	8,751	(11,215)	-56.17%
01100831-050102	Dental Insurance	955	1,025	1,025	981	981	(44)	-4.29%
01100831-050103	Life Insurance	119	125	125	125	125	-	0.00%
01100831-050104	Payroll Taxes	5,234	5,250	5,250	5,586	5,882	632	12.04%
01100831-050105	MERS Defined Benefit	13,431	14,811	14,811	15,128	16,209	1,398	9.44%
01100831-050106	MERS Defined Contribution	637	686	686	730	769	83	12.10%
01100831-050225	Contract Services	-	500	500	500	500	-	0.00%
01100831-050361	Office Supplies	256	500	500	500	500	-	0.00%
	<b>Municipal Court</b>	<b>103,793</b>	<b>111,994</b>	<b>111,994</b>	<b>105,814</b>	<b>111,108</b>	<b>(886)</b>	<b>-0.79%</b>
01100833-050001	Info & Technology Salaries	210,909	243,123	243,123	342,631	358,474	115,351	47.45%
01100833-050101	Health Insurance	26,642	28,933	28,933	62,310	62,309	33,376	115.36%
01100833-050102	Dental Insurance	1,312	1,351	1,351	2,765	2,765	1,414	104.66%
01100833-050103	Life Insurance	248	438	438	438	438	-	0.00%
01100833-050104	Payroll Taxes	16,389	16,752	16,752	26,211	27,423	10,671	63.70%
01100833-050105	MERS Defined Benefit	43,406	47,256	47,256	70,993	75,566	28,310	59.91%
01100833-050106	MERS Defined Contribution	2,057	2,020	2,020	3,542	3,701	1,681	83.22%
01100833-050226	Contracted Operations	516,522	536,967	536,967	586,958	604,667	67,700	12.61%
01100833-050227	Hosted Services	372,015	384,000	384,000	400,500	412,445	28,445	7.41%
01100833-050228	Licensing and Maintenance	409,986	569,817	569,817	683,423	682,110	112,293	19.71%
01100833-050238	Postage	52,744	65,390	65,390	65,390	66,330	940	1.44%
01100833-050251	Telephone & Comm	288,531	333,670	333,670	335,000	340,000	6,330	1.90%
01100833-050270	IT Special Project	219,337	-	300,000	-	-	-	0.00%
	IT Specil Project Insurance App	28,120	-	105,974	-	-	-	0.00%
01100833-050311	Operating Supplies	6,294	23,700	23,700	24,200	28,080	4,380	18.48%
01100833-050361	Office Supplies	4,224	7,000	7,000	7,000	7,000	-	0.00%
01100833-050420	MIS Equipment	4,708	57,500	57,500	57,653	60,000	2,500	4.35%
	<b>Info &amp; Technology</b>	<b>2,203,444</b>	<b>2,317,917</b>	<b>2,725,578</b>	<b>2,671,514</b>	<b>2,733,808</b>	<b>415,891</b>	<b>17.94%</b>
01100837-050001	Assessment Salaries	147,485	186,196	186,196	248,952	260,533	74,337	39.92%
01100837-050002	Overtime	2,167	-	2,000	2,000	2,000	2,000	100.00%
01100837-050101	Health Insurance	44,470	62,664	62,664	87,596	87,596	24,932	39.79%
01100837-050102	Dental Insurance	2,321	3,075	3,075	3,924	3,924	849	27.61%
01100837-050103	Life Insurance	132	375	375	500	500	125	33.33%
01100837-050104	Payroll Taxes	10,901	14,244	14,244	18,068	18,191	3,947	27.71%
01100837-050105	MERS Defined Benefit	30,215	40,181	40,181	52,884	55,708	15,527	38.64%
01100837-050106	MERS Defined Contribution	1,432	1,708	1,708	2,389	2,455	747	43.74%
01100837-050210	Dues & Subscriptions	744	1,200	1,200	1,200	1,200	-	0.00%
01100837-050212	Conferences & Training	1,557	2,000	2,000	2,000	2,000	-	0.00%
01100837-050225	Contract Services	9,833	5,000	10,000	10,000	10,000	5,000	100.00%
01100837-050311	Hard Copy of Tax Rolls	7,698	5,700	8,000	8,500	8,500	2,800	49.12%
01100837-050361	Office Supplies	1,179	2,000	2,000	2,500	2,500	500	25.00%
	<b>Assessment</b>	<b>260,651</b>	<b>324,943</b>	<b>334,243</b>	<b>441,163</b>	<b>455,707</b>	<b>130,764</b>	<b>40.24%</b>
01100834-050001	Collections Salaries	217,509	259,340	259,340	275,081	279,151	19,811	7.64%
01100834-050002	Overtime	5,554	5,000	7,500	8,000	5,000	-	0.00%
01100834-050004	Temp and Seasonal	7,843	5,000	8,000	8,000	8,000	3,000	60.00%
01100834-050101	Health Insurance	57,606	84,013	84,013	65,378	65,377	(18,636)	-22.18%
01100834-050102	Dental Insurance	2,833	4,100	4,100	3,255	3,255	(845)	-20.61%
01100834-050103	Life Insurance	362	500	500	500	500	-	0.00%
01100834-050104	Payroll Taxes	19,521	19,840	19,840	21,044	21,355	1,515	7.64%
01100834-050105	MERS Defined Benefit	44,691	55,966	55,966	56,997	58,845	2,879	5.14%
01100834-050106	MERS Defined Contribution	2,118	2,593	2,593	2,751	2,792	199	7.67%
01100834-050210	Dues & Subscriptions	30	100	100	100	100	-	0.00%
01100834-050268	Mileage Reimb	-	-	600	600	750	750	#DIV/0!
01100834-050361	Office Supplies	2,101	2,700	2,700	2,700	2,800	100	3.70%
	<b>Billing and Collections</b>	<b>373,360</b>	<b>466,152</b>	<b>460,252</b>	<b>460,406</b>	<b>464,925</b>	<b>(1,227)</b>	<b>-0.26%</b>
01100835-050001	Accounting Salaries	435,010	453,870	453,870	477,602	487,154	33,284	7.33%
01100835-050002	Overtime	3,518	3,000	4,000	6,500	5,000	2,000	66.67%
01100835-050101	Health Insurance	94,807	103,979	103,979	108,536	108,536	4,557	4.38%
01100835-050102	Dental Insurance	5,603	5,125	5,125	4,905	4,905	(220)	-4.29%
01100835-050103	Life Insurance	752	750	750	750	750	-	0.00%
01100835-050104	Payroll Taxes	32,687	34,721	34,721	36,537	37,267	2,546	7.33%
01100835-050105	MERS Defined Benefit	89,249	97,945	97,945	98,959	102,692	4,747	4.85%
01100835-050106	MERS Defined Contribution	3,036	5,027	5,027	5,291	5,387	360	7.16%



CITY OF NEWPORT, RHODE ISLAND  
 FY2024 ADOPTED AND FY2025 PROPOSED BUDGETS  
 GENERAL FUND EXPENDITURES

ACCT NUMBER	ACCOUNT NAME	2022 ACTUAL EXPEND	2023 ADOPTED BUDGET	2023 PROJECTED RESULTS	2024 ADOPTED BUDGET	2025 PROPOSED BUDGET	2-Year Dollar Change	2-Year Percent Change
01100835-050225	Contract Services	8,792	9,000	9,000	10,000	11,000	2,000	22.22%
01100835-050361	Check Stock & Envelopes	7,787	6,000	6,000	6,000	6,000	-	0.00%
	<b>Accounting</b>	<b>684,380</b>	<b>722,417</b>	<b>724,417</b>	<b>759,080</b>	<b>772,691</b>	<b>50,274</b>	<b>6.96%</b>
01100836-050001	School Accounting Salaries	213,194	222,603	222,603	235,556	243,392	20,789	9.34%
01100836-050002	Overtime	192	-	2,500	3,000	2,000	2,000	#DIV/0!
01100836-050101	Health Insurance	57,606	62,664	62,664	65,378	65,377	2,713	4.33%
01100836-050102	Dental Insurance	2,267	3,075	3,075	2,943	2,943	(132)	-4.29%
01100836-050103	Life Insurance	375	375	375	375	375	-	0.00%
01100836-050104	Payroll Taxes	16,022	17,029	17,029	18,020	18,620	1,591	9.34%
01100836-050105	MERS Defined Benefit	43,420	48,038	48,038	48,807	51,307	3,269	6.81%
01100836-050106	MERS Defined Contribution	1,054	2,488	2,488	2,624	2,709	221	8.88%
01100836-050212	Conferences & Training	1,014	1,000	1,500	1,500	1,500	500	50.00%
01100836-050361	Office Supplies	525	1,000	1,000	1,000	1,000	-	0.00%
	<b>School Accounting &amp; PR</b>	<b>336,394</b>	<b>358,772</b>	<b>362,072</b>	<b>380,203</b>	<b>390,223</b>	<b>31,451</b>	<b>8.77%</b>
<b>TOTAL FINANCE DEPARTMENT</b>		<b>4,530,803</b>	<b>4,893,680</b>	<b>5,313,041</b>	<b>5,435,155</b>	<b>5,564,757</b>	<b>671,077</b>	<b>13.71%</b>

# POLICE DEPARTMENT

The Mission of the Newport Police Department is to provide excellence in police service. This is accomplished by forging a partnership with the citizenry of Newport: to enhance the quality of life, reduce the fear of crime, preserve the peace, and impartially enforce the law.

The following divisions and functions fall under the Police Department:

Administrative Services Division – responsible for achieving excellence in the delivery of municipal police services through progressive management and utilization of personnel and other Department resources.

*The Administrative Services Division utilizes 2.35% (2.91 in FY23; 3.14% in FY 22) of the FY24 city services budget to operate. Per capita cost to citizens (per 2020 census) is budgeted at \$104.17.*

Uniform Patrol Division – most visible component of Police Department operations. The Division is responsible for the performance of all uniform line activities. The principal functions of the Uniform Patrol Division are to prevent crime and delinquency, protect life and property, preserve the public peace, and regulate traffic.

*The Uniform Patrol Division utilizes 11.35% (12.64% in FY23; 13.57% in FY22;) of the FY24 city services budget to operate. Per capita cost to citizens (per 2020 census) is budgeted at \$502.77.*

Criminal Investigation Division – The General Assignment, Juvenile, Court and Vice Enforcement sections, within this division, provide investigative and prosecutorial services for all adult and juvenile offenses occurring within the City of Newport. The Division is responsible for follow-up work on criminal offenses reported to the Department, as well as initiating investigative work on other offenses discovered in the course of the general investigative process.

*The Criminal Investigation Division utilizes 2.45% (2.05% in FY23; 2.28% in FY22) of the FY24 city services budget to operate. Per capita cost to citizens (per 2020 census) is budgeted at \$108.44.*

Dispatch Division –Newly defined in FY 2024, this Division is the hub of police communications and field resource management. Dispatchers receive communications from emergency personnel in the field and coordinate requests for information and/or resources to properly mitigate police calls for service.

*The Dispatch Division utilizes 0.82% of the FY24 city services budget to operate. Per capita cost to citizens (per 2020 census) is budgeted at \$36.17.*



# POLICE DEPARTMENT

## FY 2023 Short-term goals & measures:

Goal #1: Foster a diverse organization that promotes continual learning and improvement.

Measure #1: Provide a minimum of 40 hours of training for sworn personnel.

PERFORMANCE MEASURES	FY2019 ACTUAL	FY 2020 ACTUAL	FY2021 ACTUAL	FY2022 ACTUAL	FY2023 ACTUAL
Hours of training for sworn personnel	68.44	53.13	73.59	48.7	62.1

*All of the information provided for this reporting time period may appear disproportionate to previous reporting periods. This is attributed to a necessary differential police responses to all operations resulting from the ongoing COVID-19 Pandemic which began in early 2019. Police operations became involved with emergency measures beginning in February 2019, and continue to the present. It was necessary to suspend certain services, increase certain services, and maintain a minimum of certain services. Therefore, some information provided will be abnormally high, some abnormally low, and some relatively similar to previous reporting periods when viewed with a historical perspective.*

*Department is on course to achieve >40 hour per employee training total for this measure during 12 month period.*

Measure #2: Provide a variety of organizational experiences for sworn supervisors.

*These organizational experiences are core competencies and continue to apply on an ongoing basis annually: Supervisors at all levels and positions continue to be exposed to areas outside their normal duties and responsibilities. Exposure has been offered to personnel in the topic areas of the budget process, grant application and management process, emergency preparedness, special project research and management, special event planning and management, new employee applicant background investigation and interviews, police department liability assessment, line personnel performing staff functions, serving in the next higher level of command, partnership with private organizations, networking with other City Departments, policy research and preparation, goal setting and status updates, management of labor issues, participation in community meetings, accreditation process, body-worn camera technology, cultural diversity awareness, implicit bias, behavioral health, bias free policing, legislative updates. All continue to apply towards enhancement efforts regarding succession planning of personnel, professional development of personnel, professional customer service initiatives, community policing practices, and fair and impartial policing practices.*

Assoc. Council Tactical Priority Area:



Instill quality, efficiency and effectiveness into every aspect of the City's performance



# POLICE DEPARTMENT

## FY 2023 Short-term goals & measures (continued):

Assoc. Council Mission Statement:  to ensure Newport is a safe, clean and enjoyable place to live and work and our residents enjoy a high quality of life;

Goal #2: Improve traffic safety and enhance traffic flow.

Measure #1: Traffic Unit will attend and/or hold a minimum of 40 meetings.

PERFORMANCE MEASURES	FY2019 ACTUAL	FY 2020 ACTUAL	FY2021 ACTUAL	FY2022 ACTUAL	FY2023 ACTUAL
Number of meetings attended/held by Traffic Unit	118	109	47	132	108


- *Interdepartmental Traffic Committee (ITC)*
- *Technical Review Committee (TRC)*
- *DOT Grant Meetings*
- *Detail Meetings (planning, logistics, problem resolution, etc)*
- *RITT Meetings*
- *Vendor Meetings (VMS Trailers, Radar Units, etc)*
- *Event Meetings (Music Festivals, Road Races, Parades, Concours, ITHOF, Street Fair, etc)*
- *Citizen Meetings (Traffic Issues: Parking/Moving Violation Complaints)*
- *Accident & Traffic-related Criminal Investigations*
- *RIDOH Meetings*

Measure #2: Conduct a minimum of 140 supplemental enforcement details that focus on accident reduction, detection, and deterrence of drunk driving and other traffic violations.

PERFORMANCE MEASURES	FY2019 ACTUAL	FY 2020 ACTUAL	FY2021 ACTUAL	FY2022 ACTUAL	FY2023 ACTUAL
Number of supplemental enforcement details	488	346	73	263	465

- *Directed Enforcement Traffic Posts: 429*
- *DOT Enforcement Grant Posts: 36*

Assoc. Council Tactical Priority Area:  Instill quality, efficiency and effectiveness into every aspect of the City's performance

Assoc. Council Mission Statement:  to ensure Newport is a safe, clean and enjoyable place to live and work and our residents enjoy a high quality of life

# POLICE DEPARTMENT

## FY 2023 Short-term goals & measures (continued):


Goal #3: Foster a diverse organization that promotes continual learning and improvement for all personnel by achieving >40 hours of training per NPD sworn and non-sworn personnel annually.

Measure: Number of training hours for all employees, both sworn and non-sworn. This includes types of career development seminars, exposure to different responsibilities within the organization.

PERFORMANCE MEASURES	FY2019 ACTUAL	FY 2020 ACTUAL	FY2021 ACTUAL	FY2022 ACTUAL	FY2023 ACTUAL
Number of Training Hours	54.71	46.54	63.62	40.9	60.2

*The Department achieved >40 hour per employee training total for this measure during the FY2023 period.*

Assoc. Council Tactical Priority Area:  Instill quality, efficiency and effectiveness into every aspect of the City's performance

Assoc. Council Mission Statement:  to ensure Newport is a safe, clean and enjoyable place to live and work and our residents enjoy a high quality of life

Goal #4: Continue to coordinate and/or work with the Traffic Services Unit to perform follow-ups for neighborhood complaints for parking issues or speeding. Post parking signage for school graduations, special events or safety concerns. Work together for safety concerns for the new Pell School pickup/drop off of students, issues involving crosswalks especially near Pell School and traffic/neighbor issues for the new Rogers High School. Media Postings for snow bans, flooding, DUI efforts, seatbelts safety enforcement or bridge closures.

Measure: Community Police Officers will hold a minimum of 200 meetings.



# POLICE DEPARTMENT

## FY 2023 Short-term goals & measures (continued):

PERFORMANCE MEASURES	FY2019 ACTUAL	FY 2020 ACTUAL	FY2021 ACTUAL	FY2022 ACTUAL	FY2023 ACTUAL
Number of meetings held by Community Policing Unit	214	873	1436	1296	796

- Check Welfare: 50
- Dare Class: 48
- Department Service: 139
- Explorer Program: 0 due to staffing shortage
- Follow-Up Report: 78
- Good Neighbor Follow-Up: 17
- Information Received: 11
- Miscellaneous Public Service: 197
- Other Offense: 17
- School Security Check: 239

*Additionally, the Community Policing Unit used social media to educate the community of DUI laws and awareness especially during holidays. The Community Policing unit worked together with the traffic unit to post updates of bridge, flood and any street detours/closures/construction. It should be noted; the total meeting numbers are down due to a majority of Community Police Officers out injured.*

Assoc. Council Mission Statement:



to ensure Newport is a safe, clean and enjoyable place to live and work and our residents enjoy a high quality of life

Goal #5: Continue the successful community outreach efforts of the Community Policing Unit.

Measure #1: Types of successful youth programs developed and implemented, and enhance participation in local area youth and other outreach programs.

PERFORMANCE MEASURES	FY2019 ACTUAL	FY 2020 ACTUAL	FY2021 ACTUAL	FY2022 ACTUAL	FY2023 ACTUAL
Number of different types of successful outreach programs developed and implemented	9	51	60	46	78

*One week Summer Camp in July, One week Summer Camp in August, Aquidneck Night Out, Community Day with Butler Basketball, Bar checks/follow up working with the NPT County Prevention Coalition, Car Seat Installation event, Kids Day @ Morton Park, SNYAR, Charity Softball Game, Podcast YouTube for Building Positive Relationships with Youth and the NPT County Prevention Coalition, Broadway Street fair, Fall fest @ Miantonomi Park, National Drug Take Back Day, Trunk or Treat @ Pell School, Newport Patches for Charity, Coat Drive, Children's Holiday Train, Toy Holiday Drive (Stuff a Cruiser), Guns N' Hoses Charity Event, Food Can Drive, RAD, Drone Program, Good Neighbor Program, ALICE, Child & Family Service Shoveling Program, Liaison for Pell, Thompson, Rogers HS and Salve Regina University, Newport Police Internship Program, Social media such as Face Book, Twitter and Instagram, Cub/Girl Scouts Tours, CIT Training for mental health.*



# POLICE DEPARTMENT

## FY 2023 Short-term goals & measures (continued):

Measure #2: Continue initiatives regarding tobacco sales to minors, and enforcement of underage drinking laws.

PERFORMANCE MEASURES	FY2019 ACTUAL	FY 2020 ACTUAL	FY2021 ACTUAL	FY2022 ACTUAL	FY2023 ACTUAL
Number of initiatives regarding tobacco sales to minors	2	5	0	1	2

*The Community Policing Unit worked with SYNAR for tobacco enforcement during fiscal year 2023.*

PERFORMANCE MEASURES	FY2019 ACTUAL	FY 2020 ACTUAL	FY2021 ACTUAL	FY2022 ACTUAL	FY2023 ACTUAL
Number of initiatives regarding underage drinking	5	18	22	13	8


*The Community Policing Unit engaged in 8 underaged drinking initiatives during the fiscal year. Enforcement conducted is included within department service, follow-ups, and information received. COP Unit works with the Newport County Prevention Coalition to assist with education. Community Officers meet with the freshmen class to go over laws, ordinances and enforcement of drinking especially underage or hosting laws.*

Measure #3: Continue initiatives with the Good Neighbor Program, a process of performing follow-up to calls for service and quality of life aspects that involved interaction between local college and university students and the community. This effort aims to reduce the percentage of follow-up actions.

PERFORMANCE MEASURES	FY2019 ACTUAL	FY 2020 ACTUAL	FY2021 ACTUAL	FY2022 ACTUAL	FY2023 ACTUAL
Number of Good Neighbor Program initiatives	69	23	7	6	17

*Goal 5 (measures 1 & 3) were low due to a shortage in staffing in the COP unit for various reasons. The special attention to alcohol and tobacco was shelved to standard patrol efforts and not plain clothes COP's as a method to deter. This performance measure should continue moving forward.*

Assoc. Council Tactical Priority Area:  Instill quality, efficiency and effectiveness into every aspect of the City's performance

Assoc. Council Mission Statement:  to ensure Newport is a safe, clean and enjoyable place to live and work and our residents enjoy a high quality of life



# POLICE DEPARTMENT

## FY 2023 Short-term goals & measures (continued):

Goal #6: Maintain the in-state Rhode Island Police Accreditation Commission program, which enhances police operations by compliance to established training and professional standards. This multi-year process is endorsed by the Rhode Island Inter-local Risk Management Trust, the Rhode Island Police Chiefs' Association, and the Rhode Island League of Cities and Towns. The accreditation process is an effort to minimize police department and municipality liability and enhance risk management. Accreditation is achieved incrementally in three-year cycles, the agency last achieved its accreditation status in June of 2022, meeting this goal. The anticipated reaccreditation for the next three-year cycle is July 2025.

Measure #1: Maintain the web-based PowerDMS computer software system to monitor progress, maintain tracking, and streamline the process for all department personnel.

PERFORMANCE MEASURES	FY2020 ACTUAL	FY2021 ACTUAL	FY2022 ACTUAL	FY2023 ACTUAL
Percentage of policies Reviewed and proof of compliance with State-specific standards	40%	61%	77%	49%

*In July of 2022 the Newport Police Department ended its three-year accreditation evolution successfully. Between August 1, 2022, and June 30, 2022, the accreditation office has been responsible for maintaining the agency's accreditation files. Out of the 192 standards that apply to the agency, we are currently "In-Progress" on 80 (43%), "In-Compliance" on 90 (49%), and "Not in compliance" on 14 (8%) of the standards. The next accreditation assessment year will start on August 1, 2023, and a re-evaluation is scheduled for June 2025. During year one, the accreditation office did not meet the threshold, and continued to reevaluate and submit requests to personnel for pending items. Personnel reallocation and retirements have proven to be a challenge in maintaining accreditation files. In May of 2023, the agency met to establish a plan of action to address this issue.*

Measure #2: Continue efforts to equip all sworn members of the Police Department with body-worn audio and video cameras.

PERFORMANCE MEASURES	FY2020 ACTUAL	FY2021 ACTUAL	FY2022 ACTUAL	FY2023 ACTUAL
Number of Uniform Patrol Division personnel equipped with body worn audio and video cameras	39%	40%	40%	100%

*In the fall of 2022, the Newport Police Department applied for and was granted 40 more Body Worn Camera (BWC) systems through the Statewide Body-Worn Camera program. This brings the total number of BWC's that the Newport Police Department can deploy to 62. As a result the Newport Police Department outfitted the entire Uniform Patrol Division with BWC's. In April of 2023 the Newport Police Department fielded 62 BWCs. Fifty-eight BWCs were assigned to personnel with the highest likelihood of field deployment. This included 100% of Uniform Patrol Division personnel. Four BWCs were assigned as shared cameras for administrative and high-ranking personnel who operate in the field much less often. The Department is looking to readjust its BWC measure to include all sworn personnel.*



# POLICE DEPARTMENT

## FY 2023 Short-term goals & measures (continued):

Measure #3: To provide an annual report and establish evidence-based policing based upon intelligence, data analysis, and streamline everyday processes to increase efficiency and manage risk. Intelligence bulletins for personnel and the law enforcement community will be composed on a monthly basis to share information.

PERFORMANCE MEASURES	FY2024 Target
Number of monthly bulletins provided for personnel and the law enforcement community	12



Assoc. Council Tactical Priority Area: Instill quality, efficiency and effectiveness into every aspect of the City's performance



Assoc. Council Mission Statement: to ensure Newport is a safe, clean and enjoyable place to live and work and our residents enjoy a high quality of life

Goal #7: To reduce the rising fraud and identify theft cases brought on by the rapid pace of technology.

Measure #1: Members of the Criminal Investigation Division will seek to receive 10 hours of additional training per year on modern day investigative techniques.

PERFORMANCE MEASURES	FY2021 TARGET	FY2021 ACTUAL	FY2022 ACTUAL	FY2023 ACTUAL
Average number of training hours regarding technology related crimes received by members of Criminal Investigation Division	10	9	21.8	27.4

*During FY2023 the members of CID received an average of 27.4 hours per detective of additional training on modern day investigative techniques.*

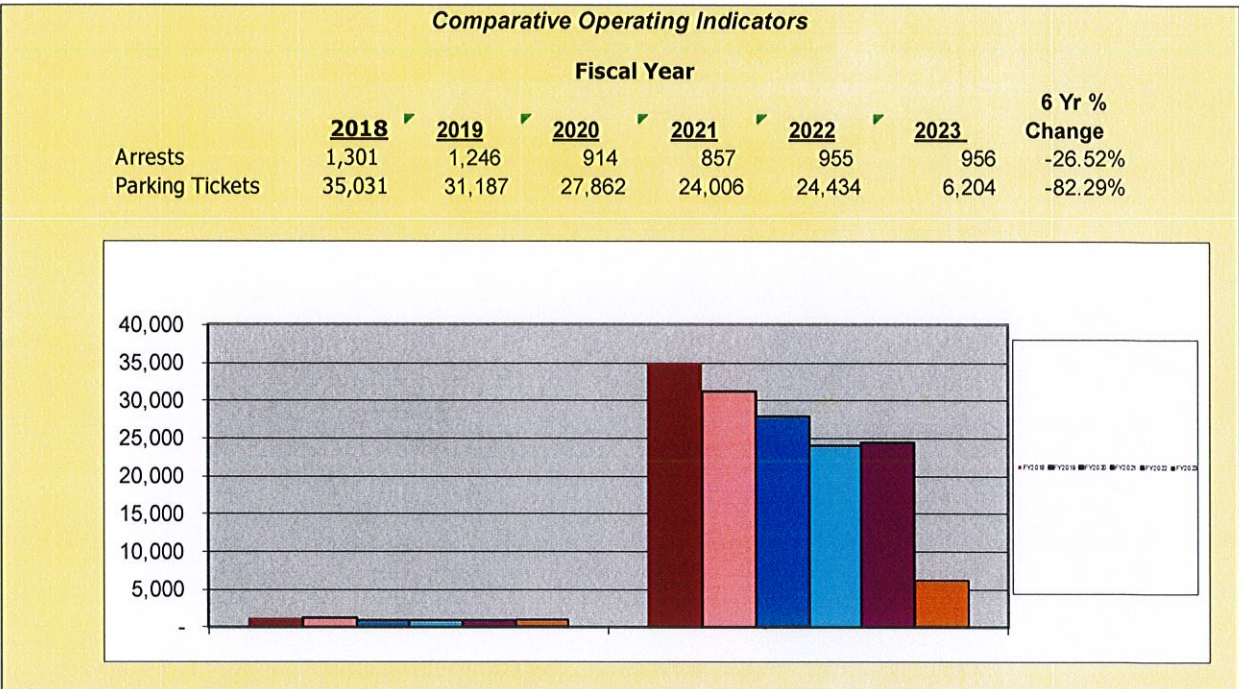
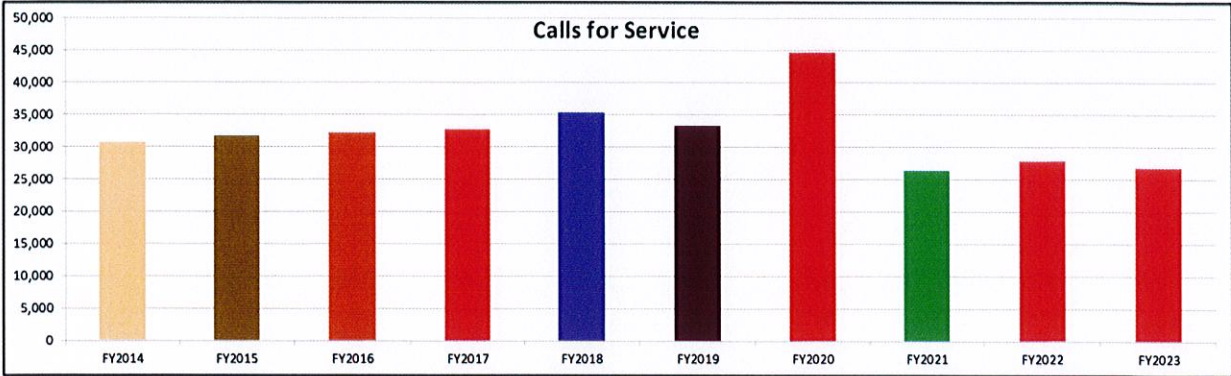
Measure #2: The Criminal Investigation Division and the Community Policing Unit will organize 10 outreach programs per year to educate our community on trending crimes such as fraud/identity theft.

PERFORMANCE MEASURES	FY2022 TARGET	FY2022 ACTUAL	FY2023 ACTUAL
Number of outreach programs held by Criminal Investigation Division to educate our community on trending technology crimes	10	14	15

*During FY2023 the Community Policing Unit worked with CID and posted monthly on social media "scam of the month" or trending crime. Additional social media posts were facilitated regarding ongoing crime issues that citizens should be situationally aware of.*

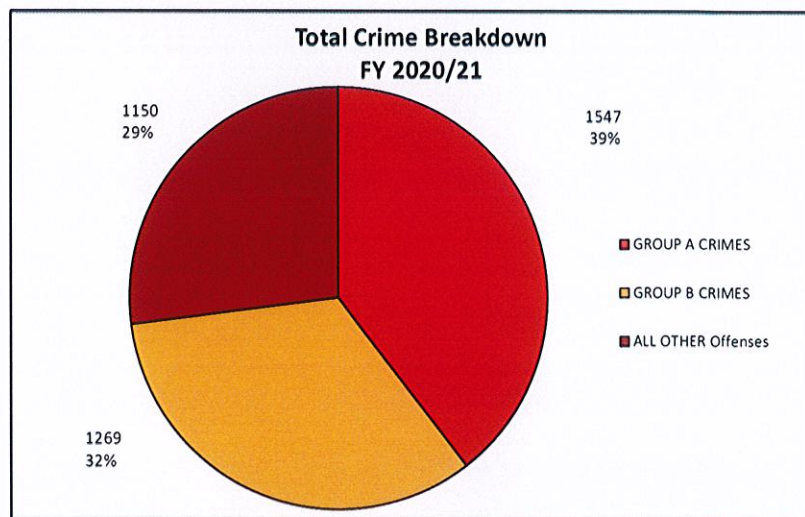
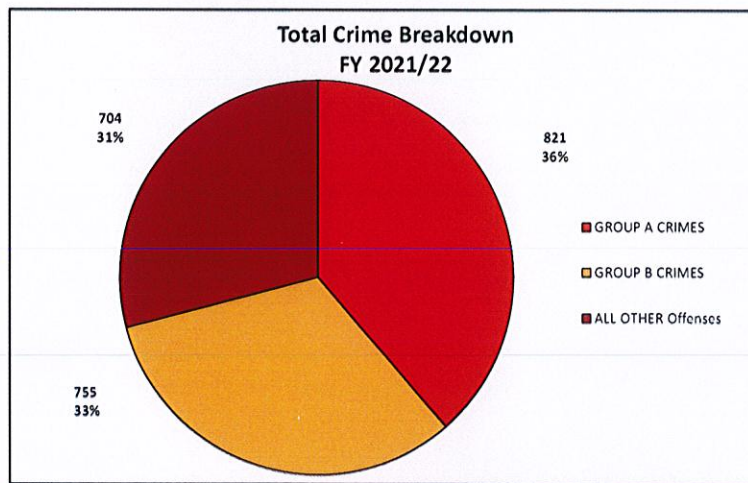
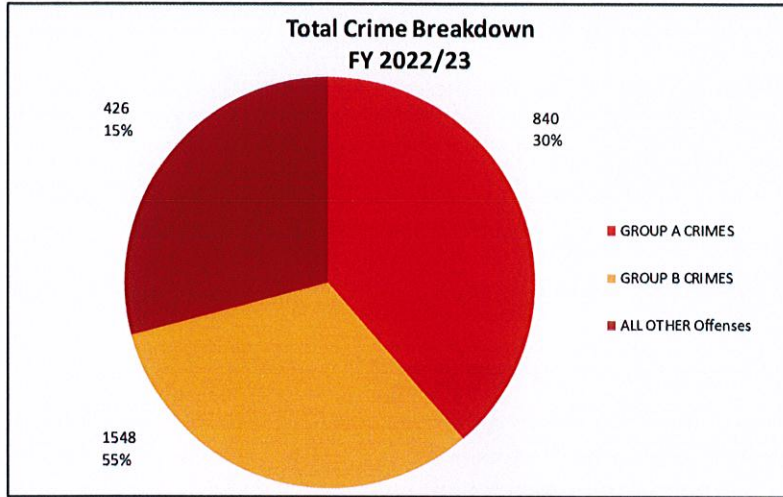


# Police Department Statistics



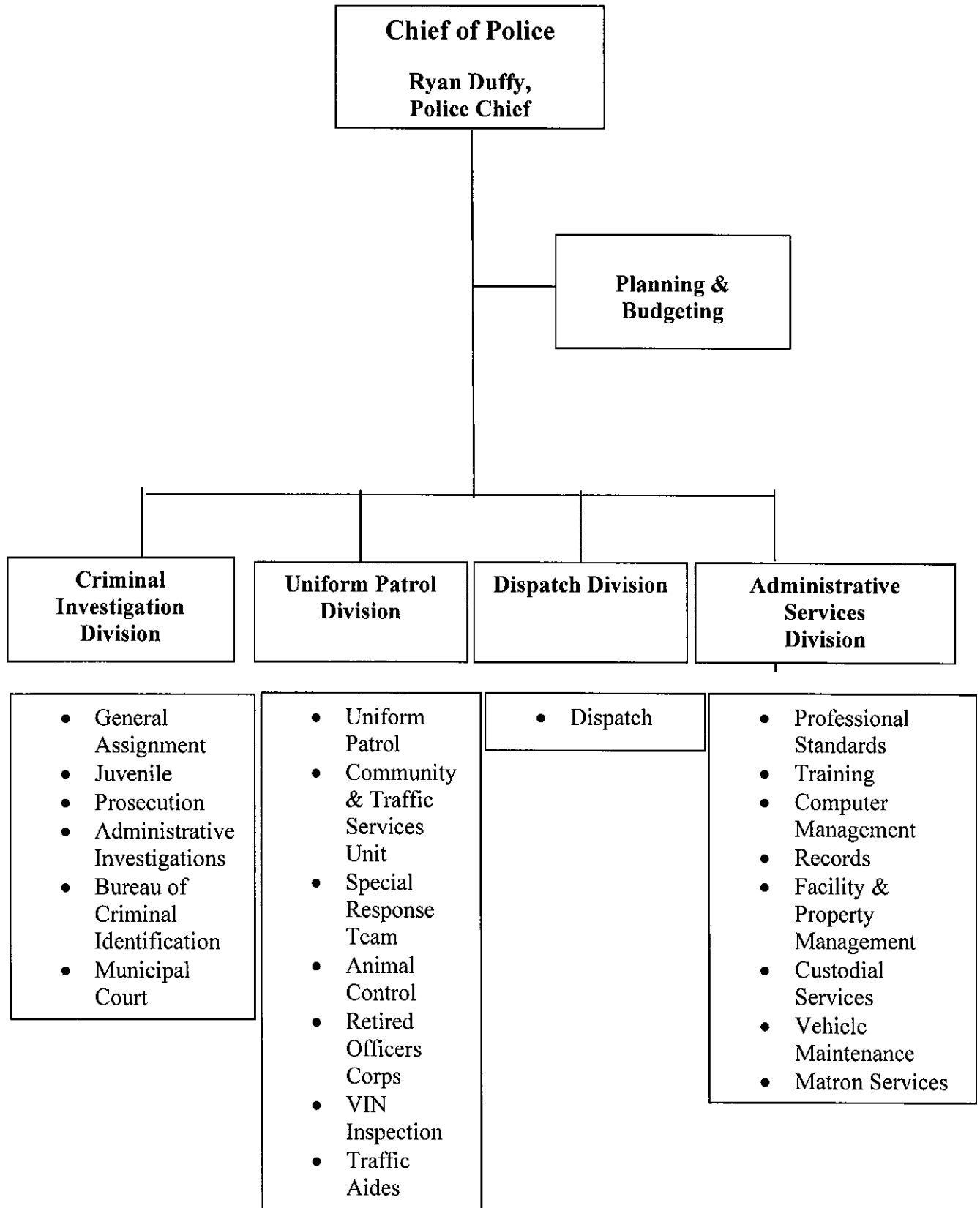
*Actual FY2023 parking tickets decreased due to difficulties staffing traffic aids, new technology and its learning curve, changeover to 2-hour resident free parking and Gateway Center numbers reduced.*

### Police Department Statistics (continued):



**Goals and Measures for FY2023 continue to apply  
Goal #6, Measure #3 is new for FY2024 and FY2025**

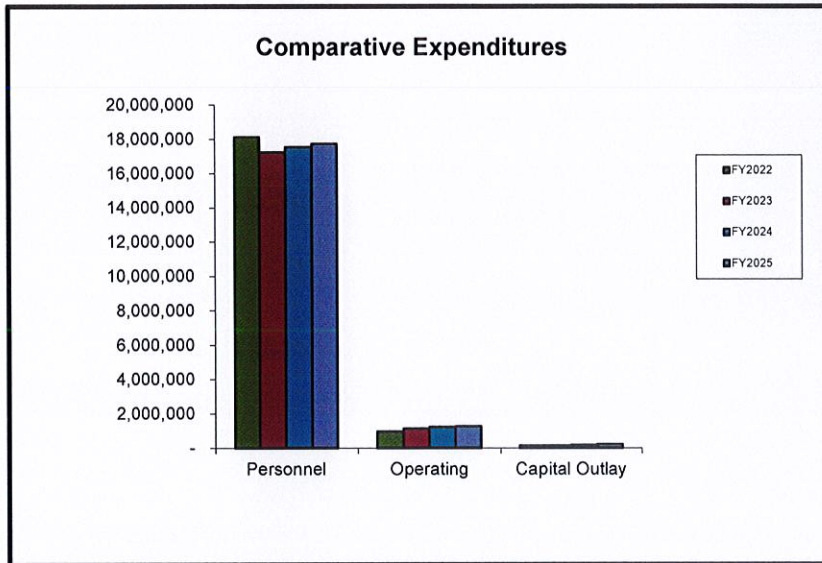
# POLICE DEPARTMENT





**POLICE DEPARTMENT  
BUDGET SUMMARY**

<b>EXPENDITURES</b>	<b>2021-22 ACTUAL</b>	<b>2022-23 ADOPTED</b>	<b>2022-23 PROJECTED</b>	<b>2023-24 ADOPTED</b>	<b>2024-25 PROPOSED</b>
SALARIES	\$ 10,310,534	\$ 10,218,102	\$ 10,284,461	\$ 10,638,803	\$ 10,778,311
FRINGE BENEFITS	7,806,051	7,020,467	7,020,467	6,897,300	6,948,763
PURCHASED SERVICES	346,466	387,704	385,346	452,594	479,716
UTILITIES	68,979	87,857	83,944	87,857	87,857
INTERNAL SERVICES	346,891	362,289	372,289	357,514	366,094
SUPPLIES & MATERIALS	168,027	233,120	168,148	254,020	254,020
REPAIRS & MAINTENANCE	26,405	48,400	48,400	48,400	48,400
CAPITAL OUTLAY	125,000	125,000	125,000	175,000	200,000
<b>TOTAL POLICE</b>	<b>\$ 19,198,353</b>	<b>\$ 18,482,939</b>	<b>\$ 18,488,055</b>	<b>\$ 18,911,487</b>	<b>\$ 19,163,160</b>

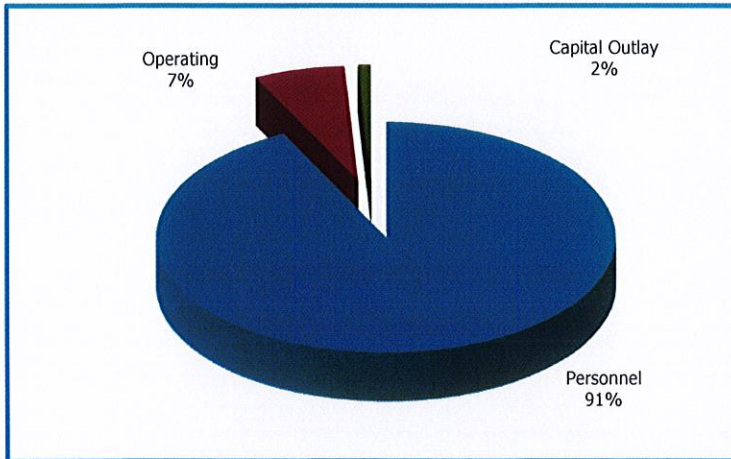


**REVENUES**

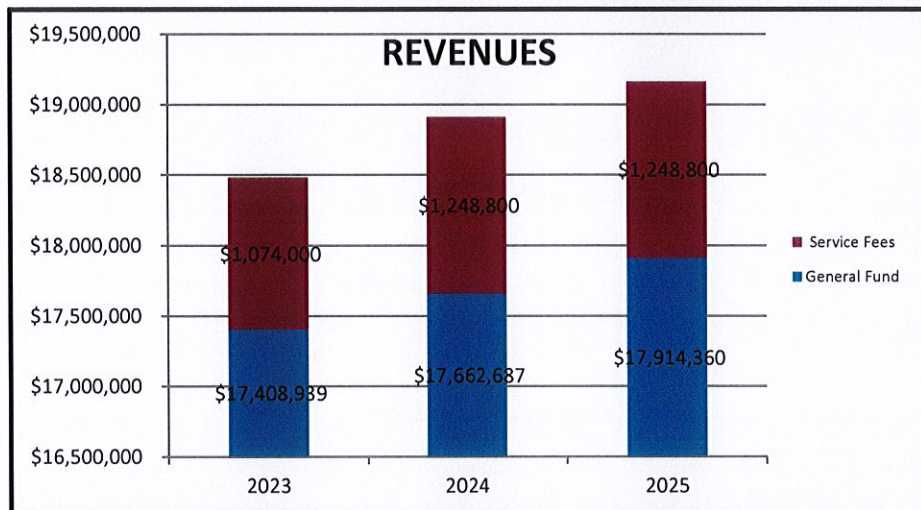
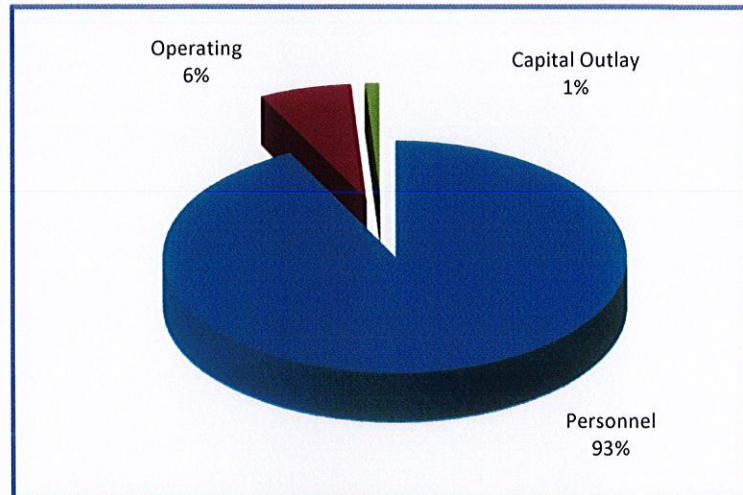
ACCT NO.	ACCT TITLE					
45505	Special Detail	\$ 1,238,461	\$ 1,064,000	\$ 1,064,000	\$ 1,238,800	\$ 1,238,800
45658	Sundry	12,505	10,000	10,000	10,000	10,000
	<b>TOTAL</b>	<b>\$ 1,250,966</b>	<b>\$ 1,074,000</b>	<b>\$ 1,074,000</b>	<b>\$ 1,248,800</b>	<b>\$ 1,248,800</b>
	<b>BALANCE</b>	<b>\$ 17,947,387</b>	<b>\$ 17,408,939</b>	<b>\$ 17,414,055</b>	<b>\$ 17,662,687</b>	<b>\$ 17,914,360</b>

### Police Department

**FY2024 Adopted Expenditures \$18,911,487**



**FY2025 Proposed Expenditures \$19,163,160**



**FUNCTION: Public Safety**  
**DEPARTMENT: Police**  
**DIVISION OR ACTIVITY: Administrative and Support Services**

**BUDGET COMMENTS:**

This cost center is adopted at a decrease of \$379,447 (-12.43%) due almost exclusively to the transfer of 9 dispatchers from this division to the newly defined Dispatch Division. Offsetting increases include \$20,000 (100%) in conferences and training, \$25,343 (15.55%) in liability insurance and \$5,000 (12.50%) in operating supplies. The three vacant positions of an Executive Secretary and two Clerk Typists continue to be unfunded.

**DEPARTMENT GOAL:**

To protect persons and property in the City of Newport through the fair and impartial enforcement of the laws of the State of Rhode Island and the City of Newport.

**PROGRAM:**

The mission statement for this budget program parallels the overall mission for the Police Department, which is to deliver to the citizenry a total complement of professional municipal law enforcement services in an efficient and effective manner, ensuring a desirable level of public safety and community security.

**OBJECTIVES:**

To provide managerial direction of the police department, which includes administrative and budgetary support for all organizational entities within the department.

**SERVICES AND PRODUCTS:**

- Management and coordination of all police functions
- Protect persons and property in the City of Newport



**COST CENTER 01200110: POLICE ADMINISTRATIVE & SUPPORT SERVICES**

	2021-22 ACTUAL	2022-23 ADOPTED	2022-23 PROJECTED	2023-24 ADOPTED	2024-25 PROPOSED
SALARIES	\$ 1,878,624	\$ 1,846,335	\$ 1,862,694	\$ 1,568,680	\$ 1,589,784
FRINGE BENEFITS	650,418	712,427	712,427	495,754	500,436
PURCHASED SERVICES	249,180	283,325	281,467	341,615	368,737
UTILITIES	65,792	82,950	82,950	82,950	82,950
INTERNAL SERVICES	5,696	7,289	7,289	5,833	5,973
SUPPLIES & MATERIALS	62,217	73,089	73,089	78,089	78,089
REPAIRS & MAINTENANCE	26,405	48,400	48,400	48,400	48,400
CAPITAL OUTLAY	-	-	-	-	-
<b>COST CENTER TOTAL</b>	<b>\$ 2,938,332</b>	<b>\$ 3,053,815</b>	<b>\$ 3,068,316</b>	<b>\$ 2,621,320</b>	<b>\$ 2,674,368</b>

PERSONNEL CLASSIFICATION	GRAI	AUTH FY 21-22	AUTH FY 22-23	MID-YEAR FY 22-23	ADOPTED FY 23-24	PROPOSED FY 24-25
Police Chief	S13	1.0	1.0	1.0	1.0	1.0
Captain	P05	1.0	1.0	1.0	1.0	1.0
R & D Administrator	N4	0.5	0.5	0.5	1.0	1.0
Accreditation Officer	P09	1.0	0.0	0.0	2.0	2.0
Sergeant	P03	5.0	2.0	2.0	5.0	5.0
Lieutenant	P04	1.0	2.0	2.0	1.0	1.0
Training Officer		0.0	0.0	0.0	1.0	1.0
Police Officer	P01	1.0	0.0	0.0	0.0	0.0
PD Prin. Rcrds/PR Acct Clk	U4	1.0	1.0	1.0	1.0	1.0
Police Clerk Typist	U1	5.0	5.0	5.0	5.0	5.0
Custodian	U1	1.0	1.0	1.0	1.0	1.0
Public Safety Dispatchers	U3	9.0	9.0	9.0	0.0	0.0
Property Mgmt Aide		0.5	0.5	0.5	0.5	0.5
Executive Secretary	N1	1.0	1.0	1.0	1.0	1.0
Matrons (Part-time, FTE)		0.5	0.5	0.5	0.5	0.5
<b>Total Positions</b>		<b>28.5</b>	<b>24.5</b>	<b>24.5</b>	<b>21.0</b>	<b>21.0</b>

**FUNCTION: Public Safety**  
**DEPARTMENT: Police**  
**DIVISION OR ACTIVITY: Uniform Patrol Division**

**BUDGET COMMENTS:**

This cost center has an overall decrease of \$484,050 (-6.01%) in its operating budget. This decrease is due almost entirely to personnel costs, which decreased \$532,196 (-4.21%), with the only other decrease being \$9,251 (-3.36%) in gasoline and vehicle maintenance. Offsetting increases are \$75,000 (60.00%) in transfer to equipment replacement and \$15,600 (14.81%) in uniforms and protective gear. This division includes two overlapping FTEs in order to better align the training of new officers with anticipated retirements.

**PROGRAM:**

The Uniform Patrol Division is the most visible component of Police Department operations. The Division is responsible for the performance of all uniform line activities. The principal functions of the Uniform Patrol Division are to prevent crime and delinquency, protect life and property, preserve the public peace, and regulate traffic.

**OBJECTIVES:**

To ensure a high degree of citizen security from criminal activity by providing timely and appropriate response to citizens' calls for service.

**SERVICES AND PRODUCTS:**

Apprehension of criminal offenders  
Emergency communication services  
Property/evidence security and control  
Citizen Report/Incident information dissemination  
Animal control services

**COST CENTER 01200111: UNIFORM PATROL**

	<b>2021-22 ACTUAL</b>	<b>2022-23 ADOPTED</b>	<b>2022-23 PROJECTED</b>	<b>2023-24 ADOPTED</b>	<b>2024-25 PROPOSED</b>
SALARIES	\$ 6,582,350	\$ 6,689,231	\$ 6,739,231	\$ 6,332,278	\$ 6,434,615
FRINGE BENEFITS	6,790,651	5,946,622	5,946,622	5,626,917	5,669,042
PURCHASED SERVICES	97,286	104,379	103,879	110,979	110,979
UTILITIES	3,187	4,907	994	4,907	4,907
INTERNAL SERVICES	253,438	275,000	275,000	259,521	265,749
SUPPLIES & MATERIALS	78,194	125,800	60,828	141,700	141,700
REPAIRS & MAINTENANCE	-	-	-	-	-
CAPITAL OUTLAY	125,000	125,000	125,000	175,000	200,000
<b>COST CENTER TOTAL</b>	<b>\$ 13,930,106</b>	<b>\$ 13,270,939</b>	<b>\$ 13,251,554</b>	<b>\$ 12,651,302</b>	<b>\$ 12,826,992</b>

<b>PERSONNEL CLASSIFICATION</b>	<b>GRAI</b>	<b>AUTH FY 21-22</b>	<b>AUTH FY 22-23</b>	<b>MID-YEAR FY 22-23</b>	<b>ADOPTED FY 23-24</b>	<b>PROPOSED FY 24-25</b>
Police Captain	P05	1.0	1.0	1.0	1.0	1.0
Police Lieutenant	P04	4.0	4.0	4.0	4.0	4.0
Police Sergeant	P03	8.0	8.0	8.0	8.0	8.0
Police Officer	P09	35.0	35.0	35.0	32.0	32.0
Police Officer - Overfill	P09				2.0	2.0
Sr. Principal Clerk	U3	1.0	1.0	1.0	0.0	0.0
Animal Control Officer	U4	1.0	1.0	1.0	1.0	1.0
Community Police Officers	P06	4.0	4.0	4.0	4.0	4.0
<b>Total Positions</b>		<b>54.0</b>	<b>54.0</b>	<b>54.0</b>	<b>52.0</b>	<b>52.0</b>



**FUNCTION: Public Safety**  
**DEPARTMENT: Police**  
**DIVISION OR ACTIVITY: Dispatch**

**BUDGET COMMENTS:**

This cost center is a new one this year. The objective of the Dispatch Budget is to remove dispatch expenses from the Police Department's operating costs, thereby providing a more meaningful comparison among budget years. A total of \$910,220 and \$918,623 is adopted in FY2024 and FY2025 respectively.

**PROGRAM:**

The Dispatcher Center is the hub of police communications and field resource management. The Dispatch Center is staffed 24 hours a day, 7 days a week and 365 days a year with two people classified as Public Safety Dispatchers. Dispatchers receive call of routine and emergent nature from the public and coordinate that information to the appropriate police department personnel. Dispatchers receive communications from emergency personnel in the field and coordinate requests for information and/or resources to properly mitigate police calls for service. The appropriate management of communications and the processing of resource needs from the field is vital to the success of the police department's mission.

**OBJECTIVES:**

To ensure citizens and emergency services have all the information and available resources needed.

**SERVICES AND PRODUCTS:**

Monitor and track the status of police department personnel.  
Give prearrival instructions to citizens.  
Coordinate resources requested by field units.  
Ensure all responders and callers have the informatin they need for a successful outcome.

**COST CENTER 01200112: DISPATCH**

	<b>2021-22 ACTUAL</b>	<b>2022-23 ADOPTED</b>	<b>2022-23 PROJECTED</b>	<b>2023-24 ADOPTED</b>	<b>2024-25 PROPOSED</b>
SALARIES	\$ -	\$ -	\$ -	\$ 613,781	\$ 618,751
FRINGE BENEFITS	-	-	-	296,439	299,872
SUPPLIES & MATERIALS	-	-	-	-	-
<b>COST CENTER TOTAL</b>	<b>\$ -</b>	<b>\$ -</b>	<b>\$ -</b>	<b>\$ 910,220</b>	<b>\$ 918,623</b>

<b>PERSONNEL CLASSIFICATION</b>	<b>GRAI</b>	<b>AUTH FY 21-22</b>	<b>AUTH FY 22-23</b>	<b>MID-YEAR FY 22-23</b>	<b>ADOPTED FY 23-24</b>	<b>PROPOSED FY 24-25</b>
Public Safety Dispatchers	U3	0.0	0.0	0.0	9.0	9.0
<b>Total Positions</b>		<b>0.0</b>	<b>0.0</b>	<b>0.0</b>	<b>9.0</b>	<b>9.0</b>

**FUNCTION: Public Safety**  
**DEPARTMENT: Police**  
**DIVISION OR ACTIVITY: Criminal Investigative Services**

**BUDGET COMMENTS:**

This Division is adopted at an increase of \$584,992 (27.11%) over the two-year period, due almost exclusively to personnel, which has increased \$570,620 (27.92%).

**PROGRAM:**

The Juvenile, Court and Vice Enforcement Division provides investigative and prosecutorial services for all adult and juvenile offenses occurring within the City of Newport. The Division is responsible for follow-up work on criminal offenses reported to the Department, as well as initiating investigative work on other offenses discovered in the course of general investigative work.

**OBJECTIVES:**

To maximize successful criminal case resolution through investigative follow-up and through examination of reported incidents; To successfully prosecute adult offenders in District, Superior and Municipal Court; To minimize juvenile criminal activity by identifying environments which support criminal behavior, investigating criminal incidents, and prosecuting cases in a manner which maximizes future deterrence; To minimize the occurrence of crime involving narcotics and other illicit activity through an investigative and prosecutorial presence.

**SERVICES AND PRODUCTS:**

Adult crime control and investigation  
Juvenile Crime control and investigation  
Family Court referrals  
Internal disposition of juvenile cases



**COST CENTER 11-200-1130: CRIMINAL INVESTIGATIVE SERVICES**

	<b>2021-22 ACTUAL</b>	<b>2022-23 ADOPTED</b>	<b>2022-23 PROJECTED</b>	<b>2023-24 ADOPTED</b>	<b>2024-25 PROPOSED</b>
SALARIES	\$ 1,849,560	\$ 1,682,536	\$ 1,682,536	\$ 2,124,064	\$ 2,135,161
FRINGE BENEFITS	364,982	361,418	361,418	478,190	479,413
PURCHASED SERVICES	-	-	-	-	-
UTILITIES	-	-	-	-	-
INTERNAL SERVICES	87,757	80,000	90,000	92,160	94,372
SUPPLIES & MATERIALS	27,616	34,231	34,231	34,231	34,231
REPAIRS & MAINTENANCE	-	-	-	-	-
CAPITAL OUTLAY	-	-	-	-	-
<b>COST CENTER TOTAL</b>	<b>\$ 2,329,915</b>	<b>\$ 2,158,185</b>	<b>\$ 2,168,185</b>	<b>\$ 2,728,645</b>	<b>\$ 2,743,177</b>

<b>PERSONNEL CLASSIFICATION</b>	<b>GRAI</b>	<b>AUTH FY 21-22</b>	<b>AUTH FY 22-23</b>	<b>MID-YEAR FY 22-23</b>	<b>ADOPTED FY 23-24</b>	<b>PROPOSED FY 24-25</b>
Captain	P05	1.0	1.0	1.0	1.0	1.0
Lieutenant	P04	2.0	2.0	2.0	2.0	2.0
Investigator	P02	14.0	14.0	14.0	14.0	14.0
Sergeant	P03	1.0	1.0	1.0	1.0	1.0
BCI Officer	P08	1.0	1.0	1.0	1.0	1.0
Senior Principal Clerk	U3	1.0	1.0	1.0	1.0	1.0
<b>Total Positions</b>		<b>20.0</b>	<b>20.0</b>	<b>20.0</b>	<b>20.0</b>	<b>20.0</b>



CITY OF NEWPORT, RHODE ISLAND  
 FY2024 ADOPTED and FY2025 PROPOSED BUDGETS  
 GENERAL FUND EXPENDITURES

ACCT NUMBER	ACCOUNT NAME	2022 ACTUAL EXPEND	2023 ADOPTED BUDGET	2023 PROJECTED RESULTS	2024 ADOPTED BUDGET	2025 PROPOSED BUDGET	2-Year Dollar Change	2-Year Percent Change
<b>Police Administration &amp; Support Services</b>								
01200110-050001	Police Admin Salaries	1,664,071	1,643,811	1,643,811	1,436,180	1,453,684	(190,127)	-11.57%
01200110-050002	Overtime	117,606	80,000	120,000	30,000	30,600	(49,400)	-61.75%
01200110-050003	Holiday Pay	65,683	58,580	65,683	70,000	73,000	14,420	24.62%
01200110-050004	Temp & Seasonal	31,144	63,444	32,000	32,000	32,000	(31,444)	-49.56%
01200110-050007	Fitness Incentive Pay	120	500	1,200	500	500	-	0.00%
01200110-050101	Health Insurance	343,786	379,165	379,165	312,622	312,622	(66,543)	-17.55%
01200110-050102	Dental Insurance	17,160	17,844	17,844	13,689	13,689	(4,155)	-23.29%
01200110-050103	Life Insurance	2,960	3,149	3,149	2,420	2,420	(729)	-23.15%
01200110-050104	Payroll Taxes	85,178	75,088	75,088	39,958	40,759	(34,329)	-45.72%
01200110-050105	MERS Defined Benefit	145,276	178,393	178,393	70,047	73,828	(104,565)	-58.61%
01200110-050106	MERS Defined Contribution	4,858	7,288	7,288	5,518	5,618	(1,670)	-22.91%
01200110-050120	Bank Fees	1,226	1,000	1,500	1,500	1,500	500	50.00%
01200110-050205	Copying & Binding	-	-	71	71	71	71	#DIV/0!
01200110-050210	Dues & Subscriptions	2,886	2,444	2,444	2,444	2,444	-	0.00%
01200110-050212	Conferences & Training	18,960	20,000	20,000	30,000	40,000	20,000	100.00%
01200110-050214	Tuition Reimbursement	51,200	51,500	51,500	51,500	51,500	-	0.00%
01200110-050225	Contract Services	42,822	63,608	63,608	103,106	103,106	39,498	62.10%
01200110-050235	Laundry Services	375	1,000	1,000	1,000	1,000	-	0.00%
01200110-050239	Liability Insurance	155,655	163,000	160,571	171,221	188,343	25,343	15.55%
01200110-050251	Telephone & Comm	26,521	30,717	30,717	30,717	30,717	-	0.00%
01200110-050256	Refuse Disposal	3,621	4,000	4,000	4,000	4,000	-	0.00%
01200110-050271	Gasoline & Vehicle Maint	5,696	7,289	7,289	5,833	5,973	(1,316)	-18.05%
01200110-050274	Repairs and Maint of Buildings	15,792	33,400	33,400	33,400	33,400	-	0.00%
01200110-050275	Repair & Maint of Equip	10,613	15,000	15,000	15,000	15,000	-	0.00%
01200110-050305	Water Charges	5,692	7,500	7,500	7,500	7,500	-	0.00%
01200110-050306	Electricity	43,174	60,000	60,000	60,000	60,000	-	0.00%
01200110-050307	Natural Gas	16,926	15,450	15,450	15,450	15,450	-	0.00%
01200110-050311	Operating Supplies	34,686	40,000	40,000	45,000	45,000	5,000	12.50%
01200110-050320	Uniforms & Protective Gear	13,158	15,645	15,645	15,645	15,645	-	0.00%
01200110-050361	Office Supplies	11,487	15,000	15,000	15,000	15,000	-	0.00%
	<b>Police Admin</b>	<b>2,938,332</b>	<b>3,053,815</b>	<b>3,068,316</b>	<b>2,621,320</b>	<b>2,674,368</b>	<b>(379,447)</b>	<b>-12.43%</b>
<b>Uniform Station Salaries</b>								
01200111-050001	Uniform Station Salaries	3,928,382	4,353,558	4,353,558	3,846,710	3,918,470	(435,088)	-9.99%
01200111-050001	Overfill	-	200,000	-	117,568	127,445	(72,555)	-36.28%
01200111-050002	Overtime	1,145,540	725,000	775,000	783,000	798,700	73,700	10.17%
01200111-050003	Holiday Pay	176,359	210,673	210,673	185,000	190,000	(20,673)	-9.81%
01200111-050101	Health Insurance	794,439	865,931	865,931	703,609	703,609	(162,322)	-18.75%
01200111-050102	Dental Insurance	38,276	39,693	39,693	29,784	29,784	(9,909)	-24.96%
01200111-050103	Life Insurance	9,225	8,976	8,976	7,306	7,306	(1,670)	-18.61%
01200111-050104	Payroll Taxes	150,612	87,105	87,105	71,978	76,028	(11,077)	-12.72%
01200111-050105	MERS Defined Benefit	146,286	162,936	162,936	162,076	172,323	9,387	5.76%
01200111-050106	MERS Defined Contribution	49,353	55,244	55,244	59,656	60,892	5,648	10.22%
01200111-050108	Retiree Benefits	1,412,536	1,426,000	713,000	738,668	765,260	(660,740)	-46.34%
01200111-050067	Retiree Benefits OPEB	-	(713,000)	-	-	-	713,000	-100.00%
01200111-050210	Dues and Subscriptions	-	-	250	-	300	300	0.00%
01200111-050225	Contract Services	4,875	2,500	2,000	9,100	9,100	6,600	264.00%
01200111-050246	Potter League Contract	92,411	101,879	101,879	101,879	101,879	-	0.00%
01200111-050271	Gasoline & Vehicle Maint.	253,438	275,000	275,000	259,521	265,749	(9,251)	-3.36%
01200111-050304	Heating Fuel	699	1,347	-	1,347	1,347	-	0.00%
01200111-050306	Electricity	2,488	3,560	994	3,560	3,560	-	0.00%
01200111-050311	Operating Supplies	4,555	20,500	907	20,500	20,500	-	0.00%
01200111-050320	Uniforms & Protective Gear	73,639	105,300	59,671	120,900	120,900	15,600	14.81%
01200111-050422	Transfer to Equip Replacement	125,000	125,000	125,000	175,000	200,000	75,000	60.00%
	<b>Uniform Patrol</b>	<b>8,408,113</b>	<b>8,057,202</b>	<b>7,837,817</b>	<b>7,397,462</b>	<b>7,573,152</b>	<b>(484,050)</b>	<b>-6.01%</b>
<b>Police Dispatch Salaries</b>								
01200112-050001	Police Dispatch Salaries	-	-	-	543,781	548,751	548,751	100.00%
01200112-050002	Overtime	-	-	-	70,000	70,000	70,000	100.00%
01200112-050101	Health Insurance	-	-	-	129,731	129,728	129,728	100.00%
01200112-050102	Dental Insurance	-	-	-	5,841	5,841	5,841	100.00%
01200112-050103	Life Insurance	-	-	-	1,000	1,000	1,000	100.00%
01200112-050104	Payroll Taxes	-	-	-	41,599	41,979	41,979	100.00%
01200112-050105	MERS Defined Benefit	-	-	-	112,671	115,677	115,677	100.00%
01200112-050106	MERS Defined Contribution	-	-	-	5,597	5,647	5,647	100.00%
	<b>Dispatch</b>	<b>-</b>	<b>-</b>	<b>-</b>	<b>910,220</b>	<b>918,623</b>	<b>918,623</b>	<b>100.00%</b>
<b>Police General Assign</b>								
01200113-050001	Police General Assign	1,672,564	1,491,572	1,491,572	1,923,064	1,929,661	438,089	29.37%
01200113-050002	Overtime	102,476	112,000	112,000	121,000	123,500	11,500	10.27%
01200113-050003	Holiday Pay	74,520	78,964	78,964	80,000	82,000	3,036	3.84%
01200113-050101	Health Insurance	300,918	304,440	304,440	402,070	402,070	97,630	32.07%
01200113-050102	Dental Insurance	15,519	15,328	15,328	18,594	18,594	3,266	21.31%
01200113-050103	Life Insurance	2,874	2,797	2,797	3,465	3,465	668	23.88%
01200113-050104	Payroll Taxes	31,917	25,472	25,472	31,817	31,942	6,470	25.40%
01200113-050105	MERS Defined Benefit	13,333	13,381	13,381	19,679	20,765	7,384	55.18%
01200113-050106	MERS Defined Contribution	421	-	-	2,565	2,577	2,577	0.00%
01200113-050271	Gasoline & Vehicle Maint.	87,757	80,000	90,000	92,160	94,372	14,372	17.97%
01200113-050311	Operating Supplies	2,183	7,500	7,500	7,500	7,500	-	0.00%
01200113-050320	Uniforms & Protective Gear	25,433	26,731	26,731	26,731	26,731	-	0.00%
	<b>Criminal Invest Services</b>	<b>2,329,915</b>	<b>2,158,185</b>	<b>2,168,185</b>	<b>2,728,645</b>	<b>2,743,177</b>	<b>584,992</b>	<b>27.11%</b>
<b>SUBTOTAL POLICE - OPERATING</b>		<b>13,676,360</b>	<b>13,269,202</b>	<b>13,074,318</b>	<b>13,657,647</b>	<b>13,909,320</b>	<b>640,118</b>	<b>4.82%</b>
11-200-1111-50010		1,332,069	1,200,000	1,400,000	1,400,000	1,400,000	200,000	100.00%
11-200-1111-50150	Special Detail Pay	4,189,924	4,013,737	4,013,737	3,853,840	3,853,840	(159,897)	100.00%
	Contribution to Pension							
	<b>TOTAL POLICE</b>	<b>19,198,353</b>	<b>18,482,939</b>	<b>18,488,055</b>	<b>18,911,487</b>	<b>19,163,160</b>	<b>680,221</b>	<b>100.00%</b>

# FIRE DEPARTMENT

The Mission of the Newport Fire Department is to preserve lives and property within the community by providing services directed at the prevention and control of fires, accidents, and other emergencies, while maintaining the highest standards of professionalism, efficiency, and effectiveness.

The following divisions and functions fall under the Fire Department:

Administration is responsible for the management and overall leadership of the Department. The Fire Chief establishes the department's short and long-term goals, operational analysis, and budget coordination and management. The Fire Chief also serves as Emergency Management Director for the City. The Administrative Assistant is responsible for daily administrative tasks including payroll, accounts payable, purchasing, inventory, and liaison to the line personnel, the public, and the media. An Administrative Assistant supports the Chief of the Department in his duties.

*The Fire Administration Division utilizes 1.56% (1.51% in FY23; 1.47% in FY22) of the FY 24 City services budget to operate. Per capita cost to citizens (per 2020 census) is budgeted at \$69.01.*

Fire Prevention Division is responsible for fire safety and education, code enforcement (inspection and plans review), and fire investigation. The Division seeks to reduce the number of fires and fire related incidents through plans review, inspection, public education, research and enforcement of fire prevention codes. The Division is also responsible for the review of fire alarm design prior to installation of systems; inspection of all fire alarm systems upon completion of installation, and preserving the operational readiness of the fire departments dispatch center and radio communications system. The latter task involves coordination of maintenance of all City of Newport owned alarm and communication equipment.

*The Fire Prevention Division utilizes 0.65% (0.67% in FY23; 0.65% in FY22) of the FY24 City services budget to operate. Per capita cost to citizens (per 2020 census) is budgeted at \$28.97.*

Firefighting & Emergency Medical Services is responsible for fire suppression, property conservation, pre-hospital emergency medical care and transportation, and the mitigation of other incidents which potentially could cause harm to the general public and the environment. Staffing of the firefighting division is accomplished through the use of four shifts (groups) of 22 Firefighters. Each shift works two ten-hour days, two fourteen-hour nights, and four consecutive days off. The shifts that are on their days off are subject to recall for emergencies such as multi-alarm fires, minimum staffing requirements, and civic details. The rescue wagons (ambulances) are staffed from within the compliment of the firefighting shift staffing. There are two rescue wagons in the City staffed at all times. They respond from the Headquarters and the Old Fort Road Stations. Each rescue is staffed with one officer and one firefighter and provides Advanced Life Support (ALS) capabilities. In addition to the rescues, the fire engines at each station are also equipped as Advanced Life Support vehicles to assist people in need of critical medical care. Firefighters are licensed and required to deliver Advanced Life Support (ALS) services at all times.

*The Firefighting & Emergency Medical Services Division utilizes 17.58% (17.64% in FY23; 18.65% in FY22) of the FY24 City services budget to operate. Per capita cost to citizens (per 2020 census) is budgeted at \$778.88.*



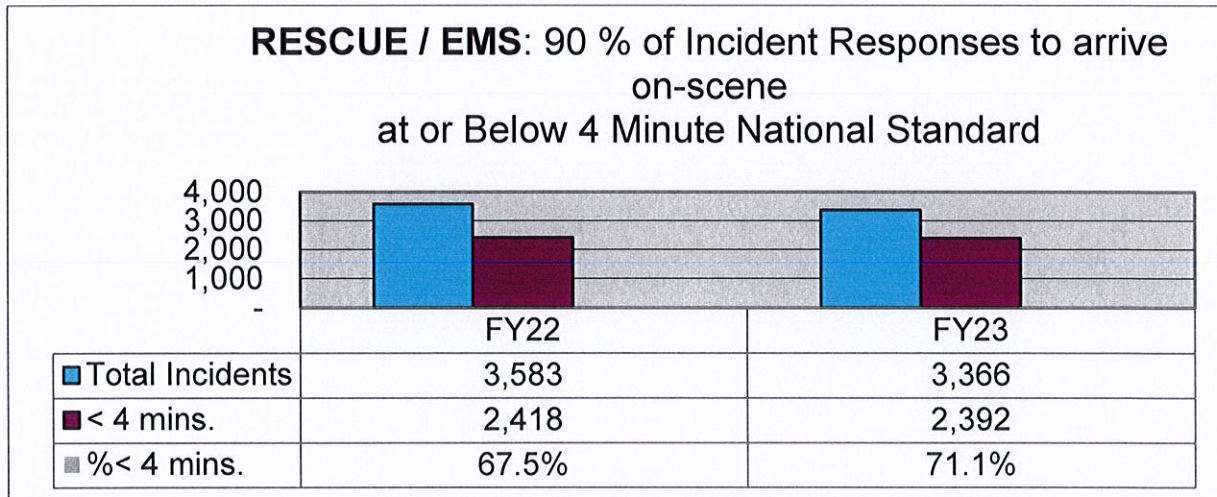
# FIRE DEPARTMENT

## FY 2023 Short-term goals and measures:

**Goal # 1:** Provide Exceptional Public Safety and Emergency Service

The Newport Fire Department strives to be a leading, community-focused leader in public safety and emergency services. Consistent with the Department’s mission, our primary goal is to deliver professional, efficient, and effective services through a commitment to prevention and mitigation efforts.

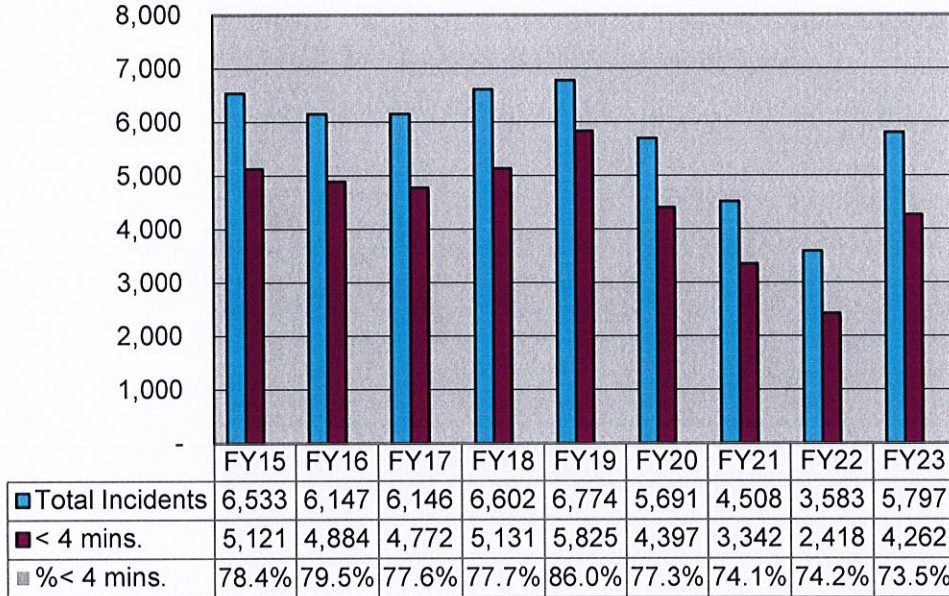
Measure # 1: 90% of Fire Incident responses to arrive on-scene at or below the National Standard of four minutes or less from time of dispatch.



# FIRE DEPARTMENT

## FY 2023 Short-term goals and measures (continued):

Response Times at or Below 4 Minute National Standard



Measure #2: **TURNOUT TIME** - The time beginning when units acknowledge notification of the emergency to the beginning point of response time.

- a. The Turnout Time for EMS incidents shall be 60 seconds or less, 90% of the time.
- b. The Turnout Time for Fire incidents shall be 90 seconds or less, 90% of the time.

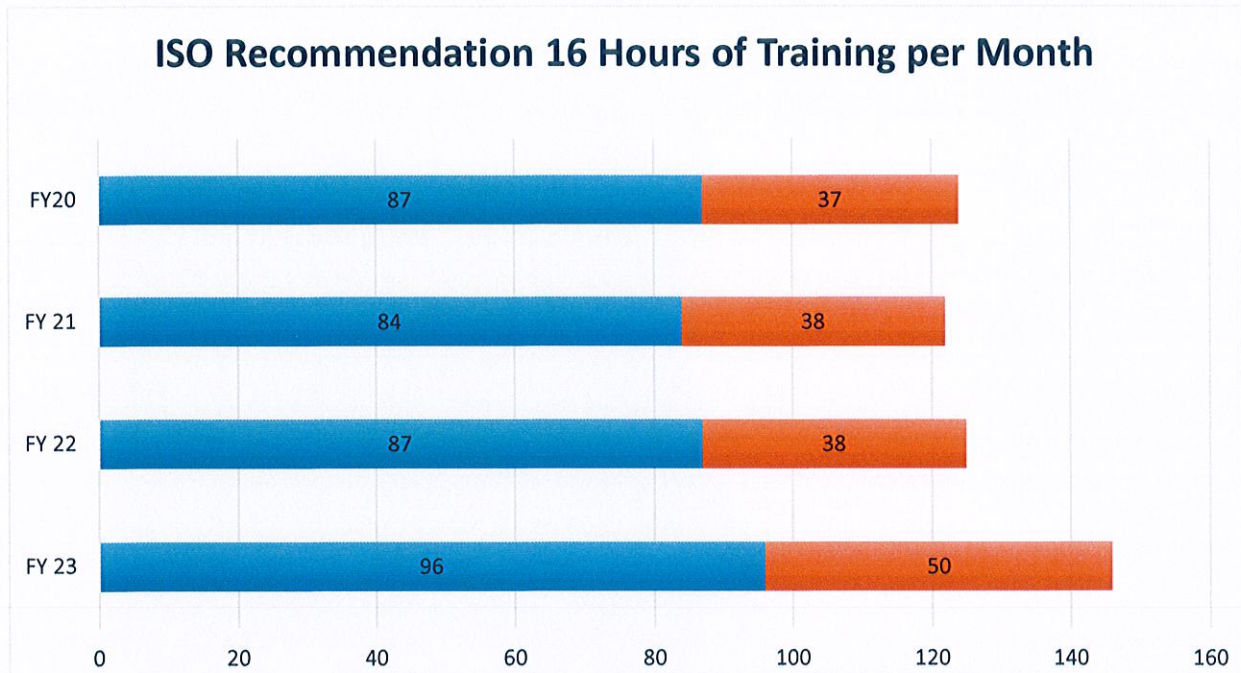
PERFORMANCE MEASURES	FY2022	FY23
Rescue / EMS Incident Turnout Time (60 secs. or less)	75%	57.9%
Fire Incident Turnout Time (90 secs. or less)	57.40%	72.75%

Measure #3: Personnel to participate in 16 hours of training per month per the Insurance Service Organizations (ISO) recommendations.



# FIRE DEPARTMENT

## FY 2023 Short-term goals and measures (continued):



Fiscal Year	FY 20	FY21	FY22	FY23
■ Personnel	87	84	87	96
■ Met Standard	37	38	38	50
% Met Standard	42.5%	45.2%	43.6%	52.1%

*Total training hours for FY 2023 are 19530.3*

*FY 23 Also includes Administrative Staff, Fire Prevention Staff, Probationary FFs hired in May, as well as retirees that did not meet the standard due to their retirement dates*

Assoc. Council Mission Statement:



to promote and foster outstanding customer service for all who come in contact with the City

Assoc. Council Mission Statement:



to ensure Newport is a safe, clean and enjoyable place to live and work and our residents enjoy a high quality of life

**Goal # 2:** Provide those places of public accommodation and assembly are inherently safe for the citizens of and visitors to the City of Newport, Rhode Island.



# FIRE DEPARTMENT


## FY 2023 Short-term goals and measures (continued):

Measure #1: Through inspection and follow up, bring 500 buildings into compliance with the Rhode Island Fire Safety Code. The inspections will be focused on occupancy types that have historically attributed to large loss of life from fire, buildings of increased risk as determined by the Fire Prevention Division, and complaints from the general public.

PERFORMANCE MEASURES	FY2019 ACTUAL	FY2020 ACTUAL	FY2021 ACTUAL	FY2022 ACTUAL	FY2023 ACTUAL
Bring 500 buildings into compliance with the Rhode Island Fire Safety Code.	501	543	1042	1045	1234

*These include guest houses, B&Bs, hotels, 1-3 family homes, assembly, business and mercantile occupancies.*

Assoc. Council Mission Statement:  to promote and foster outstanding customer service for all who come in contact with the City


Assoc. Council Mission Statement:  to ensure Newport is a safe, clean and enjoyable place to live and work and our residents enjoy a high quality of life

Goal #3: Streamline and expedite the plan review process, thus reducing the time contractors wait for plan approval making Newport the model community in the State for efficient fire code plan review. State Fire Code and City Ordinance allow 90 days to complete a review of plans for fire code compliance.

Measure #1: Increase the percentage of plans reviewed within 15 days to 75%.

PERFORMANCE MEASURES	FY 2019 ACTUAL	FY2020 ACTUAL	FY2021 ACTUAL	FY2022 ACTUAL	FY2023 ACTUAL
Percentage of plan reviews completed within 15 days	66%	74%	96%	86%	90%

Assoc. Council Mission Statement:  to promote and foster outstanding customer service for all who come in contact with the City

Assoc. Council Mission Statement:  to ensure Newport is a safe, clean and enjoyable place to live and work and our residents enjoy a high quality of life.



# FIRE DEPARTMENT

## FY 2023 Short-term goals and measures (continued):

Goal #4: Provide a well-designed infrastructure of reliable Street Box Fire / Rescue Alarm boxes as a means to elicit exceptional emergency response from the Fire Department. This system would be available in times of natural, man-made, and accidental emergencies to citizens and visitors when other means of emergency communication is unlikely or unavailable.

Measure #1: Maintain 30 Street Box Fire / Rescue Alarms at locations identified as critical in order to elicit exceptional emergency response from the Fire Department when other means of emergency communication is unlikely or unavailable.

PERFORMANCE MEASURES	FY2019 ACTUAL	FY2020 ACTUAL	FY2021 ACTUAL	FY2022 ACTUAL	FY2023 ACTUAL
Number of existing alarms currently in service at newly designated locations	0	0	30	23	23


*There are currently 23 Street Box Radio Alarms located throughout the City. No new alarms have been installed to date.*

Measure #2: With the advent of FY 2019 – FY2023 capital improvement funding, purchase 30 new (six per year / five years) solar powered, capable Street Box Fire / Rescue Alarms for distribution throughout the City. Install six new Street Box Fire / Rescue Alarms per year to supplement the existing alarms that currently make up the emergency response system at 30 locations as the existing alarms are becoming increasingly unreliable.

PERFORMANCE MEASURES	FY 2019 ACTUAL	FY2020 ACTUAL	FY2021 ACTUAL	FY2022 ACTUAL	FY2023 ACTUAL
Number of new street box fire/rescue alarms installed throughout the City	0	0	0	0	0

*No new Street Box alarms have been installed to date. An additional street box vendor is now available to the City, which may help reduce costs due to increased competition in the market.*

Assoc. Council Mission Statement:  to promote and foster outstanding customer service for all who come in contact with the City

Assoc. Council Mission Statement:  to ensure Newport is a safe, clean and enjoyable place to live and work and our residents enjoy a high quality of life

Goal #5: Provide fire safety education to juveniles, the elderly, and college students. These groups have shown through statistical data to be at an increased risk from fire.




# FIRE DEPARTMENT

## FY 2023 Short-term goals and measures (continued):

Measure #1: Have at least 1750 educational contacts within these groups, through the use of use of NFD open houses, Salve RA training, Newport Night Out, elderly housing site visits, and Fire Prevention Week school visits in October.

PERFORMANCE MEASURES	FY2019 ACTUAL	FY2020 ACTUAL	FY2021 ACTUAL	FY2022 ACTUAL	FY2023 ACTUAL
Number of fire prevention educational contacts with at-risk citizen groups	1303	1325	125	1553	1396

Assoc. Council Mission Statement:  to promote and foster outstanding customer service for all who come in contact with the City

Assoc. Council Mission Statement:  to ensure Newport is a safe, clean and enjoyable place to live and work and our residents enjoy a high quality of life

Goal #6: Provide that places of public accommodation and assembly are inherently safe for the citizens of and visitors to the City of Newport, Rhode Island.

Measure #1: Ensure that all buildings required to be inspected annually by the new Rhode Island Fire Code are inspected and the owners or designated representatives of such buildings are provided with a Life Safety inspection report identifying RI Fire Code compliance or deficiencies in need of correction.

PERFORMANCE MEASURES	FY2019 ACTUAL	FY2020 ACTUAL	FY2021 ACTUAL	FY2022 ACTUAL	FY2023 ACTUAL
1. Nightclubs	13%	100%	100%	100%	100%
2. Schools	100%	100%	100%	100%	100%
3. Existing apartments housing the elderly or disabled	on hold	on hold	on hold	on hold	75%

Measure #2: Through the use of Building Safety Surveys ensure that all occupancies used for public accommodation are surveyed by fire department personnel to ensure that basic fire prevention "best practices" are met.

PERFORMANCE MEASURES	FY 2019 ACTUAL	FY2020 ACTUAL	FY2021 ACTUAL	FY2022 ACTUAL	FY2023 ACTUAL
Number of Guest Houses/Bed & Breakfast	367	424	425	542	332
Percent of Guest Houses/Bed & Breakfast Homes ensured that basic fire prevention "best practices" are met	88%	81%	95%	92%	89%

*During FY2023 542 Life Safety Inspections were performed on the 332 registered Guest Houses. Some of these inspections were for Last Year's Licensing cycle and some are for this year's Licensing cycle. There are 37 Guest Houses that require either an initial or follow-up inspection as of the end of FY2023.*



# FIRE DEPARTMENT

## FY 2023 Short-term goals and measures (continued):

Assoc. Council Mission Statement:  to promote and foster outstanding customer service for all who come in contact with the City


Assoc. Council Mission Statement:  to ensure Newport is a safe, clean and enjoyable place to live and work and our residents enjoy a high quality of life

Goal #7: Provide streamlined and safeguarded Office of Fire Prevention record keeping operations by centralizing and digitizing records, reports, plans, and property information allowing Fire Prevention personnel to access necessary records in the field.

Measure #1: Convert all paper "Fire Related NFIRS" information currently stored in multiple filing cabinets to digital format for storage, backup, and retrieval, using the Fire server. This project is anticipated to be completed by the end of FY2023.

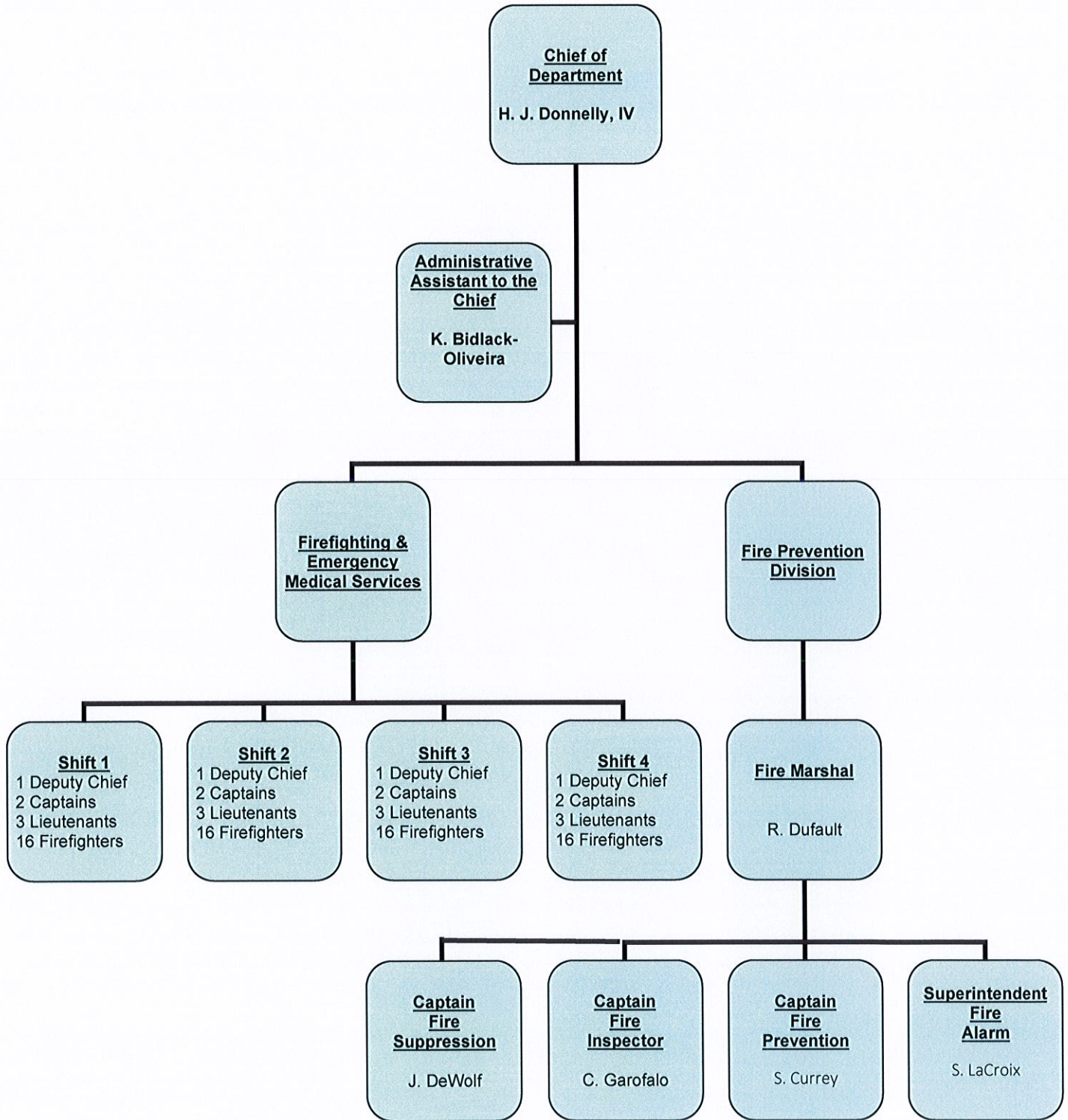
PERFORMANCE MEASURES	FY2021 ACTUAL	FY2022 ACTUAL	FY2023 ACTUAL
Total percentage of all paper "Fire Related NFIRS" information converted to digital format	0%	100%	100%

Assoc. Council Mission Statement:  to promote and foster outstanding customer service for all who come in contact with the City

Assoc. Council Mission Statement:  to ensure Newport is a safe, clean and enjoyable place to live and work and our residents enjoy a high quality of life

**Goals and Measures for FY2023 continue to apply  
There are no new Goals of Measures for FY2024 or FY2025**

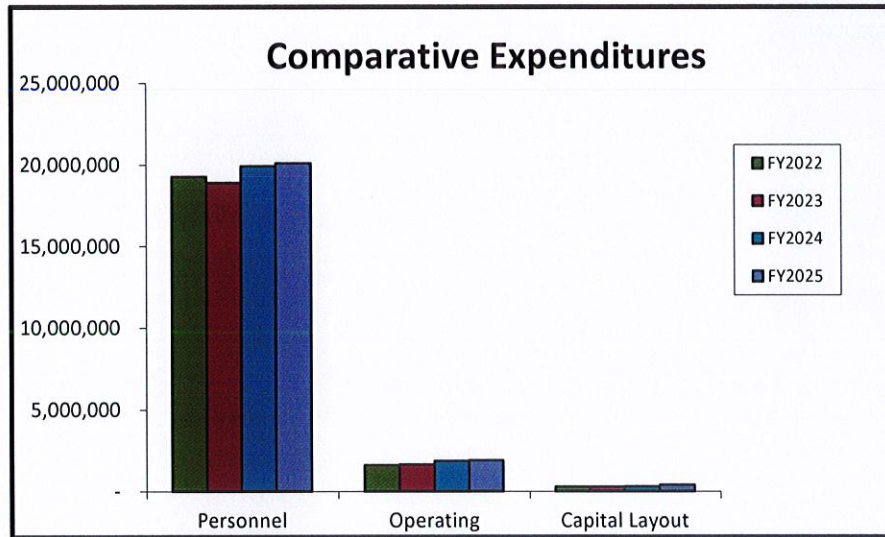
# Newport Fire Department





**FIRE & RESCUE  
BUDGET SUMMARY**

	2021-22 ACTUAL	2022-23 ADOPTED	2022-23 PROJECTED	2023-24 ADOPTED	2024-25 PROPOSED
<b>EXPENDITURES</b>					
SALARIES	\$ 9,206,305	\$ 9,236,174	\$ 8,060,344	\$ 9,761,187	\$ 9,778,226
FRINGE BENEFITS	10,060,926	9,664,420	9,523,095	10,153,715	10,317,743
PURCHASED SERVICES	226,899	266,125	303,211	282,341	303,656
UTILITIES	70,050	75,500	66,500	77,000	77,700
INTERNAL SERVICES	244,673	172,000	218,000	250,545	256,558
SUPPLIES & MATERIALS	947,109	1,036,539	1,035,350	1,085,350	1,095,880
REPAIRS & MAINTENANCE	113,559	97,200	78,703	154,280	159,682
CAPITAL OUTLAY	275,000	275,000	275,000	300,000	400,000
<b>SUBTOTAL</b>	<b>\$ 21,144,521</b>	<b>\$ 20,822,958</b>	<b>\$ 19,560,203</b>	<b>\$ 22,064,418</b>	<b>\$ 22,389,445</b>



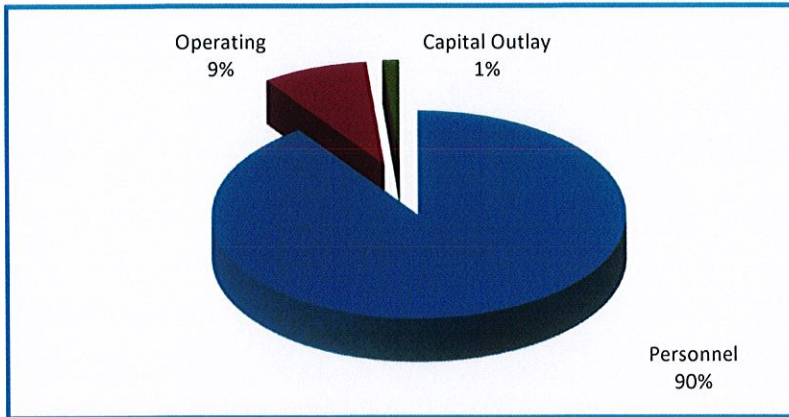
**REVENUES**

ACCT NO.	ACCT TITLE					
045505	Special Detail	391,093	336,000	336,000	391,200	391,200
045545	Fire Alarm Assessments	157,500	164,000	164,000	164,000	164,000
045608	Rescue Fees	1,039,866	900,000	1,040,000	1,040,000	1,040,000
045654	Fire Inspection/Permit Fees	91,525	80,000	110,000	90,000	90,000
045656	Fire-Sundry	20,600	20,000	20,000	20,000	20,000
	<b>TOTAL</b>	<b>1,700,584</b>	<b>1,500,000</b>	<b>1,670,000</b>	<b>1,705,200</b>	<b>1,705,200</b>
	<b>BALANCE</b>	<b>19,443,937</b>	<b>19,322,958</b>	<b>17,890,203</b>	<b>20,359,218</b>	<b>20,684,245</b>

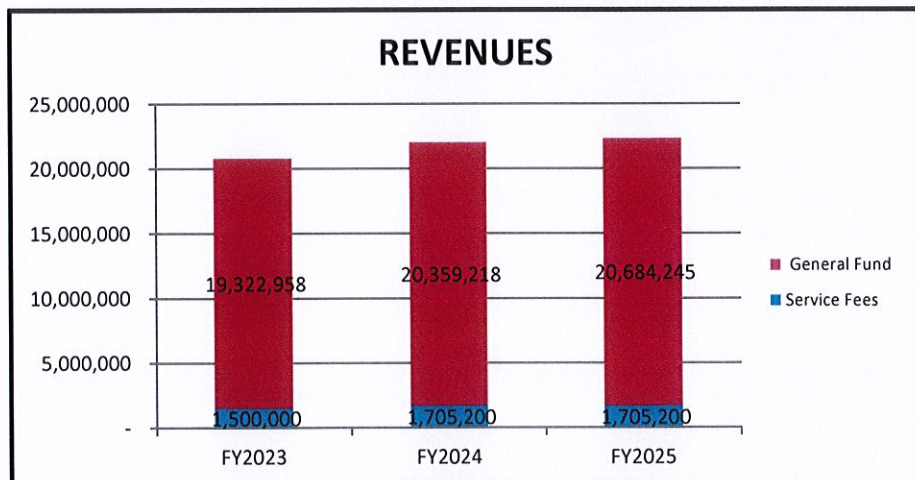
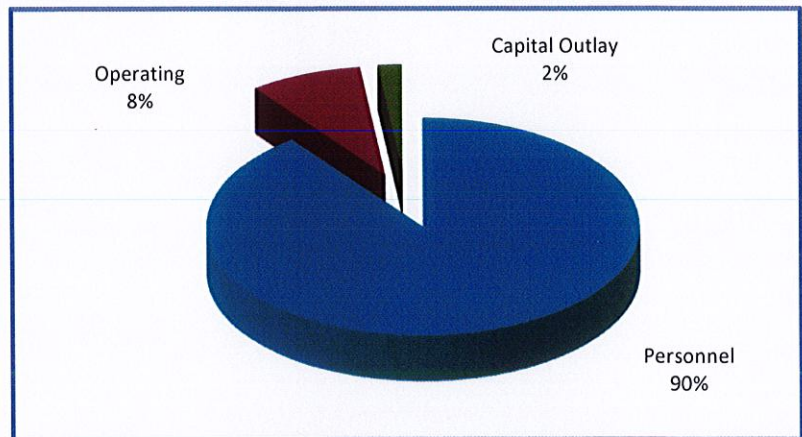


### Fire Department

**FY2024 Adopted Expenditures \$22,064,418**



**FY2025 Proposed Expenditures \$22,389,445**



**FUNCTION: Public Safety**  
**DEPARTMENT: Fire**  
**DIVISION OR ACTIVITY: Administrative**

**BUDGET COMMENTS:**

This cost center has increased \$263,471 (31.42%) over the two-year budget period. Increases include \$41,385 (16.29%) in personnel, \$125,000 (45.45%) in transfer to equipment replacement and \$84,558 (49.16%) in gasoline and vehicle maintenance. There are no offsetting decreases. Major expenses in this division include a transfer to the equipment replacement fund of \$300,000 and 400,000 in FY2024 and FY2025, respectively, as the annual "lease payment" for vehicles and equipment. The funds are set aside to pay for the replacements when needed. Gasoline and vehicle maintenance for the entire department of \$250,545 and \$256,558 in FY 2024 and FY2025, respectively, are included here.

**PROGRAM:**

This program provides funds for the Administration and Maintenance Divisions of the Fire Department. The Administration is responsible for the management and overall leadership of the Department. As Department Head, the Chief coordinates the activities of the individual shifts and stations, manages short- and long-term planning, operational analysis, and budget coordination and management. The Chief also serves as Emergency Management Director for the City. The Administrative Officer is responsible for daily administrative tasks including payroll, accounts payable, purchasing, department liaison to the line personnel, the public, and the media.

**OBJECTIVES:**

To develop and maintain a Department which fosters public safety and which is prepared for immediate rescue response; To effect response readiness through maintenance and safeguarding of facilities and equipment; To maintain and support emergency planning functions within budget; To provide strong leadership and direction to officers in order to complete department mission; To maintain effective control and maintenance of departmental resources; To maintain Newport Fire Department properties and facilities at a high level of readiness.

**SERVICES AND PRODUCTS:**

- Emergency field services supervision for Fire Suppression and Emergency Medical Care
- Fire Code and Building Code compliance
- Public fire and emergency medical education
- Hazardous material regulation and mitigation procedures
- City emergency operations plan



**COST CENTER 01300130: FIRE ADMINISTRATION**

	<b>2021-22 ACTUAL</b>	<b>2022-23 ADOPTED</b>	<b>2022-23 PROJECTED</b>	<b>2023-24 ADOPTED</b>	<b>2024-25 PROPOSED</b>
SALARIES	\$ 199,338	\$ 202,032	\$ 202,032	\$ 226,421	\$ 234,979
FRINGE BENEFITS	46,705	51,945	31,147	59,055	60,383
PURCHASED SERVICES	5,084	6,325	10,787	11,750	12,803
UTILITIES	70,050	75,500	66,500	77,000	77,700
INTERNAL SERVICES	244,673	172,000	218,000	250,545	256,558
SUPPLIES & MATERIALS	694,217	769,614	771,930	772,130	772,730
REPAIRS & MAINTENANCE	33,629	38,000	32,000	39,500	41,050
CAPITAL OUTLAY	275,000	275,000	275,000	300,000	400,000
<b>COST CENTER TOTAL</b>	<b>\$ 1,568,696</b>	<b>\$ 1,590,416</b>	<b>\$ 1,607,396</b>	<b>\$ 1,736,401</b>	<b>\$ 1,856,203</b>

<b>PERSONNEL CLASSIFICATION</b>	<b>GRADE</b>	<b>AUTH FY 21-22</b>	<b>AUTH FY 22-23</b>	<b>MID-YEAR FY 22-23</b>	<b>ADOPTED FY 23-24</b>	<b>PROPOSED FY 24-25</b>
Fire Chief	S12	1.0	1.0	1.0	1.0	1.0
Admin. Assistant	S04	1.0	1.0	1.0	1.0	1.0
<b>Total Positions</b>		<b>2.0</b>	<b>2.0</b>	<b>2.0</b>	<b>2.0</b>	<b>2.0</b>



**FUNCTION: Public Safety**  
**DEPARTMENT: Fire**  
**DIVISION OR ACTIVITY: Fire Prevention**

**BUDGET COMMENTS:**

An overall two-year increase of \$30,662 (4.37%) is attributable almost entirely to personnel. The only other notable increase is \$3,700 (45.12% in repairs and maintenance of equipment).

**PROGRAM:**

This program provides funding for the Fire Prevention and Fire Alarm Divisions. Fire Prevention is responsible for fire safety and education. It seeks to reduce the number of fires and fire related incidents through inspection, public education, research and enforcement of fire prevention codes.

Fire Alarm is responsible for the review of building plans for fire alarm systems, inspections of all newly installed alarm systems, and the upkeep of fire department communication systems.

**OBJECTIVES:**

To reduce the incident of fire loss within the community by increasing fire safety awareness, education, and enforcement of fire safe construction per code; To effect response readiness through maintenance, safeguarding and upgrade of municipal alarm systems.

**SERVICES AND PRODUCTS:**

- Enforce fire codes
- Review construction plans
- Upgrade facilities data base
- Insure proper compliance of the Rhode Island Safety Code
- Public education for fire safety to citizens and businesses
- Fire safety inspecitons for citizens
- Fire safety inspections for businesses

**COST CENTER 11-300-1301: FIRE PREVENTION DIVISION**

	<b>2021-22 ACTUAL</b>	<b>2022-23 ADOPTED</b>	<b>2022-23 PROJECTED</b>	<b>2023-24 ADOPTED</b>	<b>2024-25 PROPOSED</b>
SALARIES	\$ 549,539	\$ 566,677	\$ 562,215	\$ 586,446	\$ 589,106
FRINGE BENEFITS	99,978	106,802	105,571	109,795	109,795
PURCHASED SERVICES	2,230	6,800	6,800	7,070	7,290
SUPPLIES & MATERIALS	13,326	13,400	13,420	13,920	14,450
REPAIRS & MAINTENANCE	8,982	8,200	11,392	11,740	11,900
CAPITAL OUTLAY	-	-	-	-	-
<b>COST CENTER TOTAL</b>	<b>\$ 674,055</b>	<b>\$ 701,879</b>	<b>\$ 699,398</b>	<b>\$ 728,971</b>	<b>\$ 732,541</b>

<b>PERSONNEL CLASSIFICATION</b>	<b>GRADE</b>	<b>AUTH FY 21-22</b>	<b>AUTH FY 22-23</b>	<b>MID-YEAR FY 22-23</b>	<b>ADOPTED FY 23-24</b>	<b>PROPOSED FY 24-25</b>
Captain, Fire Inspection	F10	1.0	1.0	1.0	1.0	1.0
Fire Marshal	F06	1.0	1.0	1.0	1.0	1.0
Captain, Fire Prevention	F11	1.0	1.0	1.0	1.0	1.0
Captain, Fire Suppression	F04	1.0	1.0	1.0	1.0	1.0
Captain/Supervision	F05	1.0	1.0	1.0	1.0	1.0
<b>Total Positions</b>		<b>5.0</b>	<b>5.0</b>	<b>5.0</b>	<b>5.0</b>	<b>5.0</b>

**FUNCTION: Public Safety**  
**DEPARTMENT: Fire**  
**DIVISION OR ACTIVITY: Firefighting & Emergency Medical Services**

**BUDGET COMMENTS:**

This cost center has an overall two-year operating increase of \$712,193 (6.25%), due almost exclusively to personnel. Other increases include \$22,863 (15.21%) in liability insurance and \$40,175 (69.84%) in protective gear. The only offsetting decrease is \$3,000 (-4.43%) in contract services.

**PROGRAM:**

This program provides funding for firefighting, rescue services, and the education of fire department personnel. The goal of the firefighting division is to combat, contain, and extinguish fires, while minimizing the loss of lives and property. Staffing of the firefighting division is accomplished through the use of four shifts (groups) of twenty-three firefighters. Each shift works two ten-hour days, two fourteen-hour nights, and four consecutive days off. The shifts that are on their days off are subject to recall for emergencies; multi-alarm fires, minimum staffing requirements, and civic details.

The rescue wagons are manned from within the firefighting shift staffing. There are two rescue wagons in the City manned at all times. They are stationed at Headquarters and Old Fort Road. Each rescue unit is staffed with one officer and at least one firefighter. The rescuers are licensed and required to deliver Advanced Cardiac Life Support (ACLS) services at all times.

**OBJECTIVES:**

To maintain a professionally trained fire-rescue team with educational curriculum designed for emergency response; To minimize response time and maximize rescue and EMS care at the incident scene and to transport to advanced care facilities; To minimize fire casualty loss through efficient response to and effective application of combative tools at the incident scene.

**SERVICES AND PRODUCTS:**

- Emergency field services delivery for fire suppression and hazardous materials
- Preplans developed for potential use in emergencies
- Immediate emergency medical response to injuries and illnesses
- Provide Fire Fighter I and II certification training and testing
- Provide basic officer training
- Provide special operations training
- Improve patient care by increased ALS training
- Interact with Newport Hospital EMS Quality Care Committee
- Provide response time of less than four minutes in 95% of calls
- Provide and maintain up-to-date firefighting tools and equipment to reduce fire loss of property



**COST CENTER 01300132: FIREFIGHTING & EMERGENCY MEDICAL SERVICES**

	<b>2021-22 ACTUAL</b>	<b>2022-23 ADOPTED</b>	<b>2022-23 PROJECTED</b>	<b>2023-24 ADOPTED</b>	<b>2024-25 PROPOSED</b>
SALARIES	8,457,428	8,467,465	7,296,097	8,948,320	8,954,141
FRINGE BENEFITS	9,914,243	9,505,673	9,386,377	9,984,865	10,147,565
PURCHASED SERVICES	219,585	253,000	285,624	263,521	283,563
SUPPLIES & MATERIALS	239,566	253,525	250,000	299,300	308,700
REPAIRS & MAINTENANCE	70,948	51,000	35,311	103,040	106,732
CAPITAL OUTLAY	-	-	-	-	-
<b>COST CENTER TOTAL</b>	<b>18,901,770</b>	<b>18,530,663</b>	<b>17,253,409</b>	<b>19,599,046</b>	<b>19,800,701</b>

<b>PERSONNEL CLASSIFICATION</b>	<b>GRADE</b>	<b>AUTH FY 21-22</b>	<b>AUTH FY 22-23</b>	<b>MID-YEAR FY 22-23</b>	<b>ADOPTED FY 23-24</b>	<b>PROPOSED FY 24-25</b>
Senior Deputy Fire Chief	F08	1	1	1	1	1
Deputy Chief/Training Officer	F12	1	1	1	1	1
Deputy Fire Chief	F07	3	3	3	3	3
Fire Captain	F03	7	7	7	7	7
Lieutenant	F02	12	12	12	12	12
Firefighter	F01	64	64	64	64	64
Firefighter Dispatcher	F01	4	4	4	4	4
<b>Total Positions</b>		<b>92</b>	<b>92</b>	<b>92</b>	<b>92</b>	<b>92</b>



CITY OF NEWPORT, RHODE ISLAND  
 FY2024 ADOPTED AND FY2025 PROPOSED BUDGETS  
 GENERAL FUND EXPENDITURES

ACCT NUMBER	ACCOUNT NAME	2022 ACTUAL EXPEND	2023 ADOPTED BUDGET	2023 PROJECTED BUDGET	2024 ADOPTED BUDGET	2025 PROPOSED BUDGET	2-Year Dollar Change	2-Year Percentage Change
<b>Fire Administration &amp; Maintenance</b>								
01300130-050001	Fire Admin Salaries	199,338	202,032	202,032	226,421	234,979	32,947	16.31%
01300130-050101	Health Insurance	23,257	26,950	21,267	33,611	33,611	6,661	24.72%
01300130-050102	Dental Insurance	1,216	1,351	1,200	1,293	1,293	(58)	-4.29%
01300130-050103	Life Insurance	155	292	160	292	-	292	0.00%
01300130-050104	Payroll Taxes	7,506	7,510	6,400	7,852	8,182	672	8.95%
01300130-050105	MERS Defined Benefit	13,912	15,140	1,500	15,270	16,235	1,095	7.23%
01300130-050106	MERS Defined Contribution	659	702	620	737	770	68	9.69%
01300130-050205	Copying & Binding	254	500	500	520	540	40	8.00%
01300130-050210	Dues & Subscriptions	280	925	925	962	1,000	75	8.11%
01300130-050238	Postage	260	500	500	520	540	40	8.00%
01300130-050239	Liability Insurance	4,290	4,400	8,862	9,748	10,723	6,323	143.70%
01300130-050251	Phone & Comm	10,456	12,000	12,000	12,000	12,000	-	0.00%
01300130-050271	Gasoline & Vehicle Maint.	244,673	172,000	218,000	250,545	256,558	84,558	49.16%
01300130-050274	Repair & Maint Buildings	16,824	18,000	18,000	18,700	19,450	1,450	8.06%
01300130-050275	Repair & Maint Equip	16,805	20,000	14,000	20,800	21,600	1,600	8.00%
01300130-050305	Water	12,778	13,500	13,500	14,000	14,500	1,000	7.41%
01300130-050306	Electricity	30,305	35,000	25,000	35,000	35,000	-	0.00%
01300130-050307	Natural Gas	16,511	15,000	16,000	16,000	16,200	1,200	8.00%
01300130-050311	Operating Supplies	4,542	5,500	8,500	5,700	5,900	400	7.27%
01300130-050320	Uniforms & Protective Gear	815	1,600	1,600	1,600	1,600	-	0.00%
01300130-050361	Office Supplies	5,393	10,700	7,700	10,700	11,100	400	3.74%
01300130-050422	Transfer to Equip Replacemen	275,000	275,000	275,000	300,000	400,000	125,000	45.45%
		<b>885,229</b>	<b>838,602</b>	<b>853,266</b>	<b>982,271</b>	<b>1,102,073</b>	<b>263,471</b>	<b>31.42%</b>
<b>Inspections &amp; Alarm Services</b>								
01300131-050001	Salaries	490,566	495,028	490,566	512,526	512,526	17,498	3.53%
01300131-050002	Overtime	36,892	45,586	45,586	47,400	49,000	3,414	7.49%
01300131-050003	Holiday Pay	22,081	26,063	26,063	26,520	27,580	1,517	5.82%
01300131-050101	Health Insurance	86,284	94,364	94,364	97,293	97,293	2,929	3.10%
01300131-050102	Dental Insurance	4,798	4,426	3,922	4,236	4,236	(190)	-4.29%
01300131-050103	Life Insurance	820	834	615	834	834	-	0.00%
01300131-050104	Payroll Taxes	8,076	7,178	6,670	7,432	7,432	254	3.54%
01300131-050002	Employee Benefits	-	-	-	-	-	-	0.00%
01300131-050205	Copying & Binding	448	550	550	570	590	40	7.27%
01300131-050210	Dues & Subscriptions	1,876	1,600	1,620	1,650	1,700	100	6.25%
01300131-050212	Conferences & Training	1,782	6,250	6,250	6,500	6,700	450	7.20%
01300131-050275	Repair & Maint Equip	1,857	6,000	6,000	6,240	6,400	400	6.67%
01300131-050311	Operating Supplies	3,450	3,800	3,800	3,950	4,100	300	7.89%
01300131-050320	Uniforms & Protective Gear	8,000	8,000	8,000	8,320	8,650	650	8.13%
01300131-050350	Equipment Parts	7,125	2,200	5,392	5,500	5,500	3,300	150.00%
	<b>Fire Prevention</b>	<b>674,055</b>	<b>701,879</b>	<b>699,398</b>	<b>728,971</b>	<b>732,541</b>	<b>30,662</b>	<b>4.37%</b>
<b>Firefighting, Rescue &amp; Education</b>								
01300132-050001	Salaries	6,501,383	6,629,997	5,468,400	7,002,949	6,942,570	312,573	4.71%
01300132-050502	Salary Vacancies	-	(300,000)	(300,000)	-	-	300,000	-100.00%
01300132-050001	Overfill	-	174,468	30,000	109,891	115,000	(59,468)	-34.09%
01300132-050002	Overtime	1,464,161	1,468,000	1,582,037	1,300,000	1,350,000	(118,000)	-8.04%
01300132-050003	Holiday Pay	291,461	300,000	288,860	300,000	310,591	10,591	3.53%
01300132-050013	Instructor's Salary	6,801	12,000	6,800	12,480	12,980	980	0.00%
01300132-050014	EMT Certificate Pay	117,343	123,000	120,000	123,000	123,000	-	0.00%
01300132-050101	Health Insurance	1,413,291	1,486,165	1,457,142	1,606,362	1,606,362	120,197	8.09%
01300132-050102	Dental Insurance	69,714	80,646	5,580	70,674	70,674	(9,972)	-12.37%
01300132-050103	Life Insurance	14,425	15,520	13,000	14,853	14,853	(667)	-4.30%
01300132-050104	Payroll Taxes	121,383	128,687	116,000	118,943	118,167	(10,520)	-8.17%
01300132-050108	Retiree Benefits	1,266,016	1,375,000	687,500	687,750	712,509	(662,491)	-48.18%
01300132-050067	Retiree Benefits OPEB	-	(687,500)	-	-	-	687,500	-100.00%
01300132-050212	Conferences & Training	36,744	35,000	48,000	43,900	45,700	10,700	30.57%
01300132-050214	Tuition Reimb	15,149	25,000	25,000	25,000	25,000	-	0.00%
01300132-050225	Contract Services	39,731	67,700	87,324	62,200	64,700	(3,000)	0.00%
01300132-050239	Liability Insurance	143,110	150,300	150,300	157,421	173,163	22,863	15.21%
01300132-050275	Repairs & Maint Equip	22,055	16,000	13,000	66,640	68,872	52,872	330.45%
01300132-050311	Operating Supplies	16,015	20,000	16,000	20,800	21,600	1,600	8.00%
01300132-050313	Medical Supplies	44,428	35,000	32,000	36,000	37,400	2,400	6.86%
01300132-050314	COVID-19 Equipment Expense	295	-	-	-	-	-	0.00%
01300132-050320	Uniform Allowance	143,200	141,000	138,000	152,000	152,000	11,000	7.80%
01300132-050321	Protective Gear	35,628	57,525	64,000	90,500	97,700	40,175	69.84%
01300132-050350	Equipment Parts	48,893	35,000	22,311	36,400	37,860	2,860	8.17%
	<b>Firefighting &amp; EMS</b>	<b>11,811,226</b>	<b>11,388,508</b>	<b>10,071,254</b>	<b>12,037,763</b>	<b>12,100,701</b>	<b>712,193</b>	<b>6.25%</b>
01300130-050260	Hydrant Rental	683,467	751,814	754,130	754,130	754,130	2,316	0.31%
01300132-050010	Special Detail Pay	76,279	60,000	100,000	100,000	100,000	40,000	66.67%
01300132-050150	Contribution to Pension	7,014,265	7,082,155	7,082,155	7,461,283	7,600,000	517,845	7.31%
	<b>TOTAL FIRE</b>	<b>21,144,521</b>	<b>20,822,958</b>	<b>19,560,202</b>	<b>22,064,418</b>	<b>22,389,445</b>	<b>1,566,487</b>	<b>7.52%</b>



# DEPARTMENT OF PUBLIC SERVICES

The Mission of the Department of Public Services is to provide city services related to the maintenance of the physical infrastructure of the City of Newport inclusive of but not limited to the transportation network, park system, buildings, vehicle fleet, and programs such as the clean city initiative (solid waste and recycling programs), recreation programs and beach operations. Each of these tasks is performed with the unity and trust of qualified and skilled personnel in order to support economic growth and vitality while assisting other departments in protecting the health, safety and welfare of the residents, business owners and visitors to our city.

Public Services Administration – responsibilities include overall guidance and direction of work tasks and division resources, supervision of outside consultant/contractor work, development of special projects, coordination with regional, state and federal agencies as appropriate, and the securing of funding opportunities which subsidize local public works projects. Administration covers the following programs: Engineering Services; Road & Sidewalk Maintenance and Administration; Snow Removal; Traffic Control; Street Lighting; Vehicle Fleet Maintenance; Facilities Maintenance; Parks and Grounds; Clean City/Solid Waste and Recycling; and Recreation and Beach Operations.

*The Public Services Administration Division utilizes 0.58% (0.51% in FY23; 0.63% in FY22) of the FY24 City services budget to operate. Per capita cost to citizens (per 2020 census) is budgeted at \$25.76.*

Engineering Services – responsibilities include a wide range of services such as issuing appropriate Excavation/Obstruction permits for work done in City streets and rights-of-way; maintaining records of all utilities within City right-of-way areas, including water, sanitary sewers, storm drainage and others; investigating all reports regarding City streets and sidewalks; administering the City's Sidewalk Inspection Program; preparing designs and specifications for City projects, with a focus on public transportation infrastructure, including road, sidewalk, seawall and restoration projects; administering engineering consultant and construction contracts; and serving all City Departments in regard to their engineering needs.

*The Engineering Services Division utilizes 1.13% (1.27% in FY23; 1.30% in FY22) of the FY24 City services budget to operate. Per capita cost to citizens (per 2020 census) is budgeted at \$49.96.*

Public Works – responsibilities include: directing, coordinating and scheduling of personnel; long- and short-term planning; budget preparation and analysis, and supervision of the activities of the Department's various functional areas. These areas include street and sidewalk maintenance of approximately ninety six (96) miles of city roadways and their adjacent sidewalks where applicable. Functions include pavement maintenance, repair and reconstruction, concrete sidewalk repair and replacement; curb installation; cold patch and hot mix application; and trench excavations. On a weekly basis Street and Sidewalk Maintenance provides support services to one or more other departments as required. This program serves as the primary labor force for snow and ice removal, fleet management and solid waste and recycling services.



## DEPT. OF PUBLIC SERVICES (continued)

*The Public Works Division utilizes 1.11% (1.11% in FY23; 1.15% in FY22) of FY24 City services budget to operate. Per capita cost to citizens (per 2020 census) is budgeted at \$49.04.*

Traffic Control – responsibilities include the installation and maintenance of all regulatory and warning signs, maintenance of traffic signals, application of pavement markings and the fabrication and installation of all street name signs.

*The Traffic Control Program utilizes 0.25% (0.25 in FY23; 0.24% in FY22) of the FY24 City services budget to operate. Per capita cost to citizens (per 2020 census) is budgeted at \$11.04.*

Snow Removal – responsible for clearing and removal of snow and ice from City roadways and sidewalks.

*The Snow Removal Division utilizes 0.18% (0.16% in FY23; 0.17% in FY22) of the FY24 City services budget to operate. Per capita cost to citizens (per 2020 census) is budgeted at \$7.91.*

Facilities Management – This division is responsible for maintaining City buildings in a manner that supports conducting operations in a warm, safe and secure manner; day-to-day maintenance and repair and cleaning of municipal facilities; oversight of service contractors; and completion of required annual inspections.

The division also provides project management and oversight of private contractors; and completion of major renovations, alterations and repairs that are classified as capital improvements.

*The Facilities Management Division utilizes 1.53% (1.52% in FY23; 1.51% in FY22) of the FY24 City services budget to operate. Per capita cost to citizens (per 2020 census) is budgeted at \$67.61.*

Parks, Grounds and Forestry – This division is responsible for day-to-day maintenance of 40 city parks, 1 Dog Park, 5 historic cemeteries, roadsides, Cliff Walk, and grounds surrounding various city buildings; systematized management of Newport's urban forest. Functions include grass-cutting, clearing of brush, turf management and integrated pest control, litter collection, fall leaf removal, playground maintenance, restroom and beach maintenance. Functions also include pruning, removal, planting, fertilizing, inventory, and pest management of Newport's trees.

The division also provides project management and oversight of private contractors for various property related projects and maintenance activities, preparation of athletic fields for recreation leagues and middle school through collegiate teams. Improvements to park infrastructure including benches, fountains, and playground equipment, including installation, as are upgrades to park facilities which are supported by grants. This division also provides oversight of the Tree Donation Program.

*The Parks, Grounds and Forestry Division utilizes 1.41% (1.41% in FY23; 1.41% in FY22) of the FY24 City services budget to operate. Per capita cost to citizens (per 2020 census) is budgeted at \$62.42.*

## DEPT. OF PUBLIC SERVICES (continued)

Street Lighting – responsible for lighting of City streets inclusive of utility costs as well as maintenance and repair of City owned decorative electric and natural gas street lights.

*The Street Lighting Division utilizes 0.36% (0.66% in FY23; 0.87% in FY22) of the FY24 City services budget to operate. Per capita cost to citizens (per 2020 census) is budgeted at \$15.78.*

Clean City – This program is responsible for the overall management of the City's residential refuse and recycling collection programs which includes the collection and management of the following: solid waste, recyclables, bulky waste, yard waste including holiday tree removal. Litter collection within the public rights of way and on city grounds, graffiti mitigation and street cleaning (as managed by the Superintendent of Public Works Division) are important components of the overall program to keep Newport clean.

*The Clean City Program utilizes 2.91% (2.39% in FY23; 2.24% in FY22) of the FY24 City services budget to operate. Per capita cost to citizens (per 2020 census) is budgeted at \$129.09.*

Recreation – responsibilities include: direction, coordination and scheduling of personnel and volunteers; long and short-term planning; budget preparation and analysis, and supervision of the activities of the Department's various functional areas. It also supports a variety of recreational activities for Newport residents, from preschoolers to senior citizens. Emphasis is placed on inclusive activities which a person can learn as a child and participate in throughout a lifetime. Numerous grants and sponsorships support this division. It also supports Community-wide free and low cost special events that provide safe and fun family opportunities. A summer lunch and literacy program is built into the camp programs. Collaboration and community outreach are an important component as well as dealing with at-risk populations. Also, scheduling of fields, parks and "Hut" gymnasium for various athletic leagues and community events is the responsibility of recreation activities.

*The Recreation Division utilizes 0.75% (0.75% in FY23; 0.74% in FY22) of the FY24 City services budget to operate. Per capita cost to citizens (per 2020 census) is budgeted at \$33.10.*

The Easton's Beach program provides for the operation and maintenance of the public facilities at Easton's Beach. It includes safety oversight of swimmers by state certified Lifeguards, beach cleaning and raking, and water quality testing. It also includes the rental administration of the Rotunda ballroom and the operation of the Carousel, seasonal bathhouses, beach store, and numerous community special events. Other free public amenities such as children's playground, restrooms and showers, and picnic shelter are the responsibility of this program as well. This Division also includes the oversight of the lease of the snack bar and vending cart concessions, and the Save the Bay aquarium and education center.

Beach Operations – responsibilities include operation and security of the City's public beach facilities at King Park and Bailey's East Beach.

*Easton's Beach utilizes 0.75% (0.74% in FY23; 0.69% in FY22), of the FY24 City services budget to operate. Per capita cost to citizens (per 2020 census) is budgeted at \$33.14.*

**DEPT. OF PUBLIC SERVICES (continued)**

Vehicle Fleet Management – This program is responsible for the oversight and management of the maintenance and upkeep of the overall fleet of vehicles owned by the City of Newport. Fleet maintenance is responsible for: developing specifications for new and replacement vehicles and equipment; administering and overseeing a comprehensive preventive maintenance program for all vehicles and equipment in the City's fleet as performed by our maintenance contract provider, First Vehicle Services, that is responsible for receiving, inspecting and providing modifications to vehicles and equipment as required by user departments, maintaining a replacement parts inventory and providing mechanical repairs as required and responding accordingly during weather and/or public safety emergencies; operating a computerized fuel dispensing system; disposing of surplus vehicles and equipment through competitive bidding sales; and maintaining a vehicle inventory and vehicle registrations as required by the Rhode Island Department of Transportation. This repair facility is licensed by the State of Rhode Island as an Official Inspection Station and provides all annual inspections as required. Through this program the City of Newport optimizes safety and performance while minimizing the life cycle costs of City vehicles through the provision of a cost-effective planned maintenance program.



# DEPARTMENT OF PUBLIC SERVICES

## FY 2023 Short-term goals, measures & status:


Goal #1: To provide an appropriate winter storm event response to ensure that any inconvenience and disruption in transportation caused by the storm is minimized.

Measure: Percentage of winter event responses that met or exceeded municipal road maintenance standards. Municipal standards are defined as performing winter control activities as soon as possible after the start of a snowstorm.

PERFORMANCE MEASURES	FY 2019	FY 2020	FY2021	FY2022	FY2023
	ACTUAL	ACTUAL	ACTUAL	ACTUAL	ACTUAL
Percentage of winter event responses that met or exceeded municipal road maintenance standards	100%	100%	100%	100%	100%

*There were five snow incidents requiring a response, 100% met or exceeded municipal road maintenance standards.*




Assoc. Council Mission Statement:  to promote and foster outstanding customer service for all who come in contact with the City

Goal #2: Provide a paved road system that has a pavement condition that meets municipal objectives.

Measure: Percentage of lane-miles rated as satisfactory condition.

PERFORMANCE MEASURES	FY 2019	FY 2020	FY2021	FY2022	FY2023
	ACTUAL	ACTUAL	ACTUAL	ACTUAL	ACTUAL
Percentage of lane-miles having an acceptable PCI (>= 70)	74.2/96.8 76.7%	74.3/96.8 76.8%	74.5/96.8 77.0%	74.4/96.8 76.9%	74.3/96.8 76.8%



Assoc. Council Mission Statement:  to promote and foster outstanding customer service for all who come in contact with the City.



Assoc. Council Tactical Priority Area:  to providing a strong, well-managed public infrastructure as key to enhancing quality of life and economic stability to our community

Goal #3: To decrease the amount of waste for which the city pays a tipping fee of \$54.00 FY23/ton at Rhode Island Resource Recovery Corporation by researching and implementing programs to increase the amount of yard waste diverted to composting.

## DEPARTMENT OF PUBLIC SERVICES FY 2023 Short-term goals, measures & status (continued):

Measure: Increase the amount of leaves and yard waste disposed of through a composting program by 10%, from 1100 tons diverted to composting to 1200 tons composting.

PERFORMANCE MEASURES	FY 2019 ACTUAL	FY 2020 ACTUAL	FY2021 ACTUAL	FY2022 ACTUAL	FY2023 ACTUAL
Tons of leaves and yard waste diverted to composting	1443	1591	1400	1264	1263

Assoc. Council Tactical Priority Area:



to instill quality, efficiency and effectiveness into every aspect of the City's performance

Assoc. Council Mission Statement:



to deliver quality and cost-effective municipal services to our residents, businesses, institutions and visitors that result in the highest achievable levels of customer satisfaction

Goal #4: To increase number of compost bins sold to 60 each fiscal year, which would divert 30,000 pounds of food waste from the landfill.

Measure: Increase sale of compost bin sales to promote backyard composting, which diverts 500 pounds of food and yard waste per year.

PERFORMANCE MEASURES	FY 2019 ACTUAL	FY 2020 ACTUAL	FY2021 ACTUAL	FY2022 ACTUAL	FY2023 ACTUAL
Number of compost bins sold	11	26	93	28	7
Percent difference from previous year	-54.5%	57.7%	72.0%	-232.1%	-300.0%

*FY 2021: Received RIRRC grant for 'Backyard Composting in the Urban Setting', which provided compost bins at a reduced cost to residents who attended a composting webinar presented by RIRRC. Due to this grant funding, compost bins were offered at \$10.00 each up to 76 qualified participants.*

Goal #5 Increase the amount of recyclables collected at the curb

Measure: Percentage of recyclables to be increased from an average of 23.5 to 31% between FY 2019 and FY 2023.

PERFORMANCE MEASURES	FY 2019 ACTUAL	FY 2020 ACTUAL	FY2021 ACTUAL	FY2022 ACTUAL	FY2023 ACTUAL
Percent of recyclables collected at the curb	31.5%	29.9%	29.8%	28.0%	27.5%



# DEPARTMENT OF PUBLIC SERVICES

## FY 2023 Short-term goals, measures & status (continued):



Assoc. Council Tactical Priority Area: to instill quality, efficiency and effectiveness into every aspect of the City's performance



Assoc. Council Mission Statement: to deliver quality and cost effective municipal services to our residents, businesses, institutions and visitors that result in the highest achievable levels of customer satisfaction

Goal #6: To provide safe and attractive parks, athletic fields and playgrounds to encourage residents and visitors to enjoy the natural beauty of the community.

Measures: Increase the number of public outdoor American with Disabilities Act (ADA) compliant accessible sites or assets by three.

PERFORMANCE MEASURES	FY 2019 ACTUAL	FY 2020 ACTUAL	FY2021 ACTUAL	FY2022 ACTUAL	FY2023 ACTUAL
Increase of public outdoor ADA compliant sites	4	4	4	2	4

*FY23: ADA accessible benches were installed along the new Storer Park harborwalk; ADA crosswalk, sidewalk and traffic signaling were extended to the Newport Spring Park; ADA accessible sidewalks were installed on the on the Vernon Avenue, Freeborn Street and Caswell Avenue sides of Vernon Park. In Miantonomi Park, a new park information kiosk was installed in an ADA accessible location.*



Assoc. Council Mission Statement: to deliver quality and cost-effective municipal services to our residents, businesses, institutions and visitors that result in the highest achievable levels of customer satisfaction

Goal #7: To provide healthy and positive recreation programs and community events that will meet the leisure needs of the citizens of Newport.

Measure #1: To evaluate from year to year the variety of programs and community events offered to the various populations within the community – pre-school, youth, teens, adults and senior citizens, and revise those that do not meet the goals of inclusion, and healthy lifestyle.

PERFORMANCE MEASURES	FY 2019 ACTUAL	FY 2020 ACTUAL	FY2021 ACTUAL	FY2022 ACTUAL	FY2023 ACTUAL
Net increase in new/expanded programs/classes since FY2016	25	25	23	45	64



# DEPARTMENT OF PUBLIC SERVICES

## FY 2023 Short-term goals, measures & status (continued):

PERFORMANCE MEASURES	FY 2019 ACTUAL	FY 2020 ACTUAL	FY2021 ACTUAL	FY2022 ACTUAL	FY2023 ACTUAL
Outreach to Community Agencies ~ Number of programs, including schools	38	37	15	13	33

*FY2021 numbers are lower due to Coronavirus*

PERFORMANCE MEASURES	FY 2019 ACTUAL	FY 2020 ACTUAL	FY2021 ACTUAL	FY2022 ACTUAL	FY2023 ACTUAL
Number of "free" community special events	49	49	7	20	59

*FY2021 numbers are lower due to Coronavirus*

Measure #2: To increase the number of participants in programs offered for youth and adult program participants.

PERFORMANCE MEASURES	FY 2019 ACTUAL	FY 2020 ACTUAL	FY2021 ACTUAL	FY2022 ACTUAL	FY2023 ACTUAL
Number of youth recreation program participants	1,794	1,757	1,234	1,285	1,499

*FY2021 numbers are lower due to Coronavirus*

PERFORMANCE MEASURES	FY 2019 ACTUAL	FY 2020 ACTUAL	FY2021 ACTUAL	FY2022 ACTUAL	FY2023 ACTUAL
Number of adult recreation program participants	863	298	132	582	921

*FY2021 numbers are lower due to Coronavirus*

Assoc. Council Mission Statement:

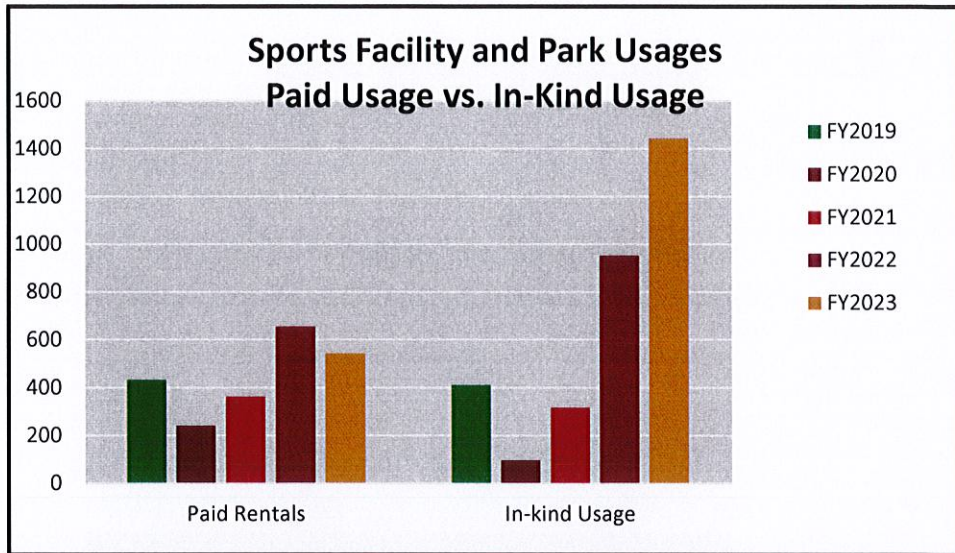


to ensure Newport is a safe, clean and enjoyable place to live and work and our residents enjoy a high quality of life.

Goal #8: To provide oversight to the scheduling of all sports and facilities and city parks in a safe, financially sound, and responsible manner. The Recreation Department will continue to be guided by providing adequate opportunities for public use of parks and recreation facilities, while insuring the sites are safe for use by participants. All rentals of sites will be evaluated on impact to resources, and fees, or charges set accordingly. We are committed to a full range of recreational and cultural opportunities in all city facilities that will provide value to our residents and visitors alike.

# DEPARTMENT OF PUBLIC SERVICES

## FY 2023 Short-term goals, measures and status (continued):



*FY2020 numbers are lower due to Coronavirus-required cancellations, etc.  
FY2021 numbers are higher due to increased outdoor activities - Coronavirus.*

Assoc. Council Mission Statement:

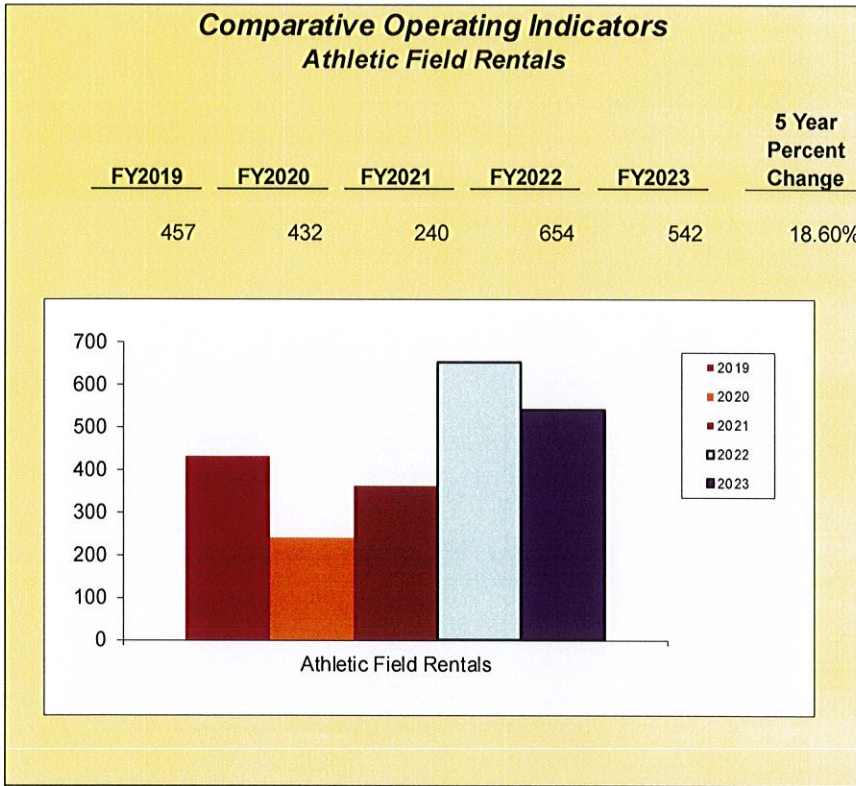


to ensure Newport is a safe, clean and enjoyable place to live and work and our residents enjoy a high quality of life

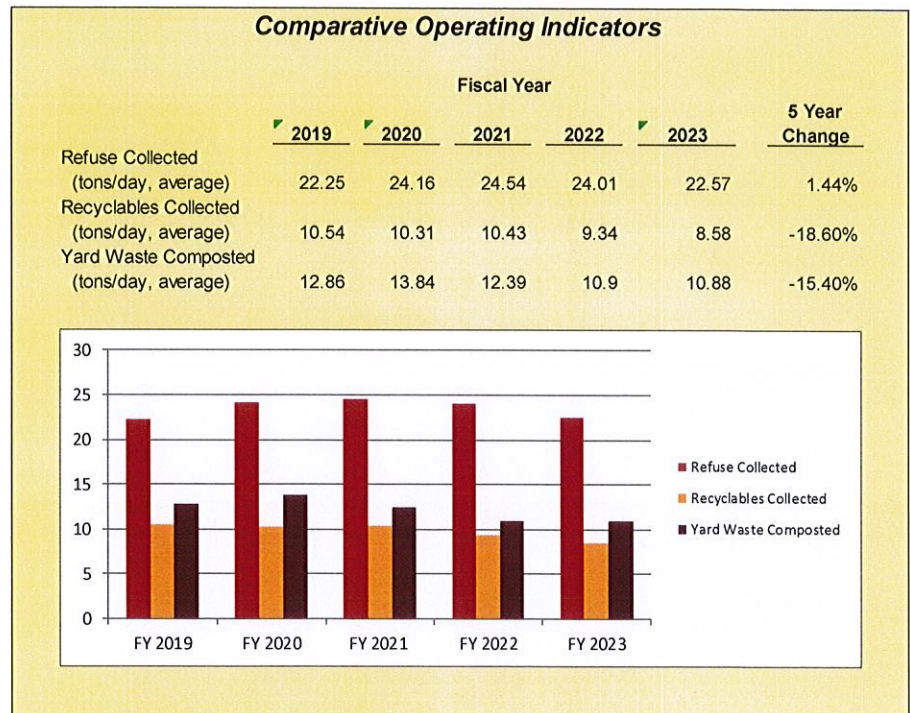


# DEPARTMENT OF PUBLIC SERVICES

## FY 2023 Short-term goals, measures and status (continued):



*FY2021 - Fewer rentals due to Coronavirus-required cancellations, etc.*





# DEPARTMENT OF PUBLIC SERVICES

## FY 2023 Short-term goals, measures and status (continued):

Goal #9: To continue to upgrade and improve beach facilities to increase revenue at Easton’s Beach through new and repeated patron visits and to provide safe and clean facilities.

Measure #1: Increase facility rental usage of Rotunda Ballroom facility by 10%.

PERFORMANCE MEASURES	FY19 Season	FY20 Season	FY21 Season	FY22 Season	FY23 Season
	ACTUAL	ACTUAL	ACTUAL	ACTUAL	ACTUAL
Total Number of Rotunda Ballroom facility	38	0	0	0	0
% variance of facility rentals	-33.3%	-100.0%	0.0%	0.0%	0.0%

*No Ballroom reservations/rentals paused during this time as assessment of structural deficiencies continues and future of the facility and what can be offered determined.*

Measure #2: Increase season parking sticker sales by 10%.

PERFORMANCE MEASURES	FY19 Season	FY20 Season	FY21 Season	FY22 Season	FY23 Season
	ACTUAL	ACTUAL	ACTUAL	ACTUAL	ACTUAL
Total number of season parking sticker sales	1407	0	1424	1493	1306
% annual variance-season parking sticker sale	19.2%	-100.0%	1424.0%	4.8%	-12.5%

*FY20 Season: No non-residential stickers sold due to Covid-19 pandemic*

Measure #3: Maintain occupancy rate at 95% for full season bathhouses rentals (213 of 225); Continue to offer daily bath house rentals, including VIP packages, for unoccupied bathhouses.

PERFORMANCE MEASURES	FY19 Season	FY20 Season	FY21 Season	FY22 Season	FY23 Season
	ACTUAL	ACTUAL	ACTUAL	ACTUAL	ACTUAL
Number of full season bathhouse rentals	201	0	223	222	223
Rate of full season bathhouse rentals	89.3%	-100.0%	99.1%	-0.4%	0.5%

*FY20 Season: No bathhouse rentals due to Covid-19 pandemic*

Assoc. Council Tactical Priority Area:

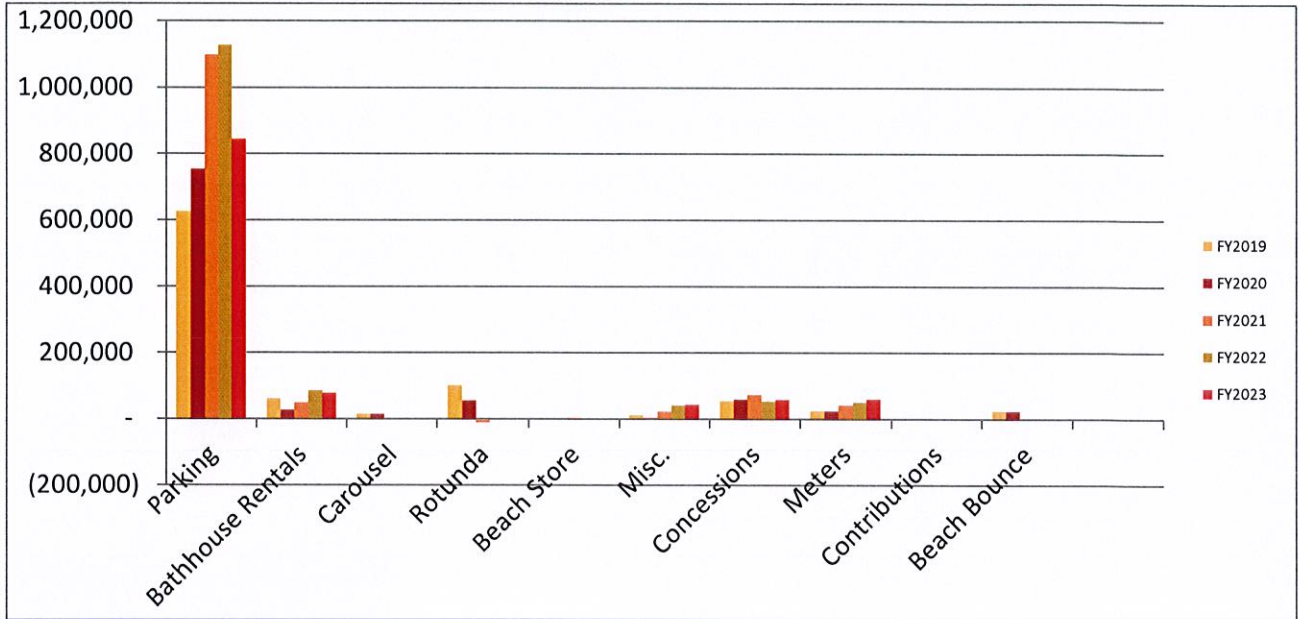


to providing a strong, well-managed public infrastructure as key to enhancing quality of life and economic stability to our community

# DEPARTMENT OF PUBLIC SERVICES

## FY 2023 Short-term goals, measures and status (continued):

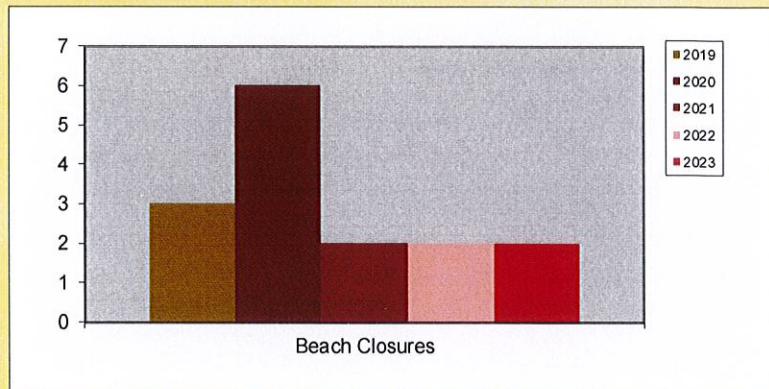
**Easton's Beach Revenue  
FY2019 – 2023**



**Comparative Operating Indicators**

**Eastons Beach Closures**

Seasonal Year				
2019	2020	2021	2022	2023
3	6	2	2	2





*Indicators are seasonal ~ Source: RI Department of Health*



# DEPARTMENT OF PUBLIC SERVICES

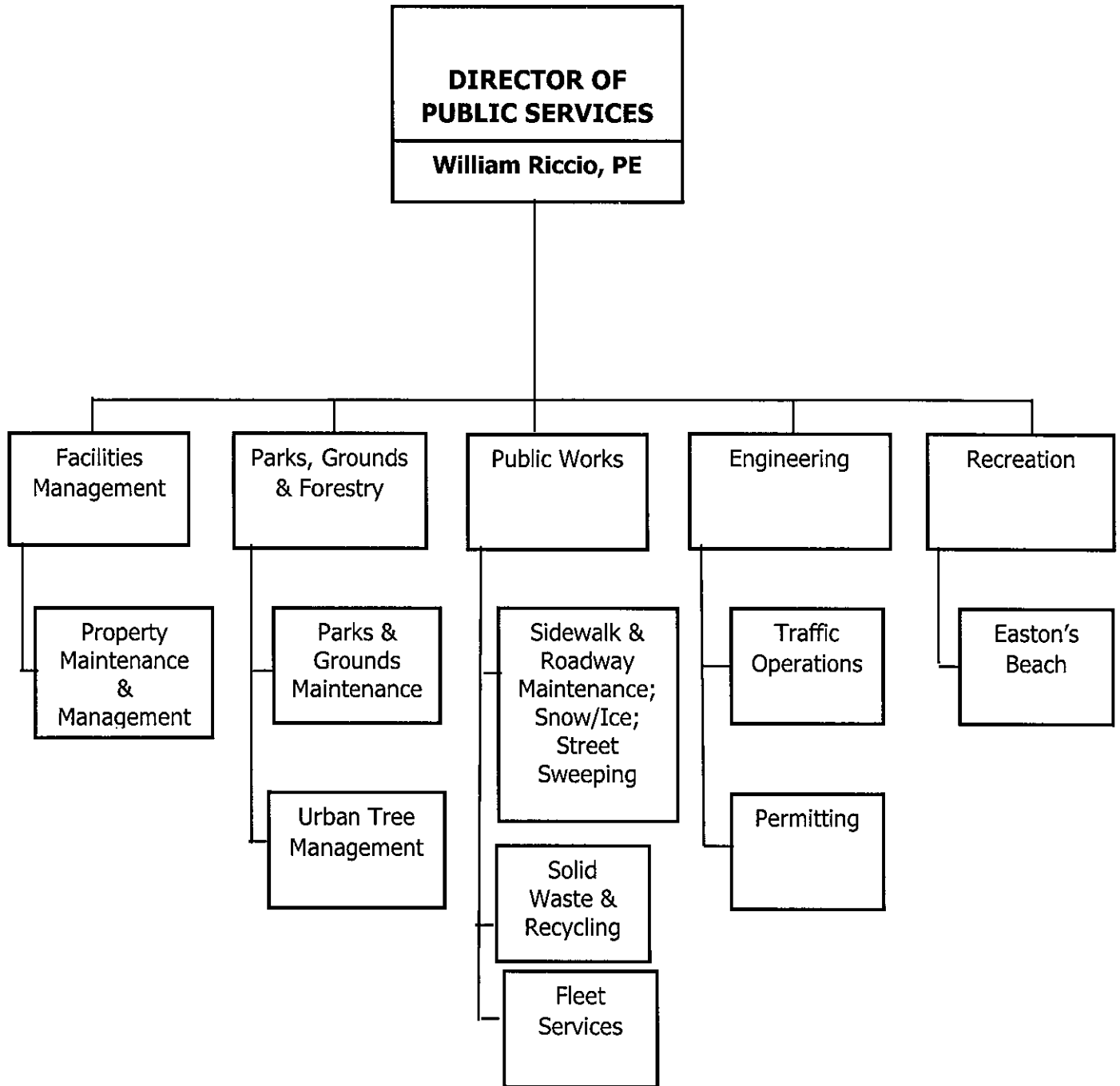
## FY 2023 Short-term goals, measures and status (continued):



**Goals & Measures for FY2023 continue to apply.  
There are no new Goals or Measures for FY2024 or FY2025**

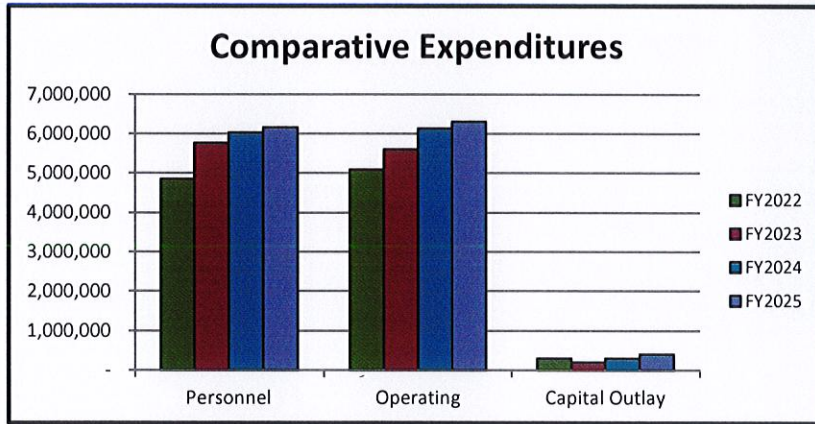


# DEPARTMENT OF PUBLIC SERVICES ADMINISTRATION



**DEPARTMENT OF PUBLIC SERVICES  
BUDGET SUMMARY**

	2021-22 ACTUAL	2022-23 ADOPTED	2023 PROJECTED	2023-24 ADOPTED	2024-25 PROPOSED
<b>EXPENDITURES</b>					
SALARIES	\$ 3,388,717	\$ 3,890,023	\$ 3,890,023	\$ 4,207,368	\$ 4,300,721
FRINGE BENEFITS	1,459,678	1,867,671	1,867,671	1,817,939	1,853,286
PURCHASED SERVICES	3,192,904	3,672,295	4,247,020	4,394,752	4,543,068
UTILITIES	919,081	863,900	853,900	561,500	566,000
INTERNAL SERVICES	410,166	374,406	374,406	422,349	432,527
SUPPLIES & MATERIALS	377,994	415,750	415,750	457,350	459,350
REPAIRS & MAINTENANCE	124,583	204,500	204,500	224,000	234,000
PROGRAM EXPENSE	56,250	65,000	65,000	60,000	60,000
OPERATING EXPENSE	3,185	5,000	5,000	5,000	5,000
CAPITAL OUTLAY	300,000	200,000	200,000	300,000	400,000
<b>TOTAL</b>	<b>\$ 10,232,558</b>	<b>\$ 11,558,545</b>	<b>\$ 12,123,270</b>	<b>\$ 12,450,258</b>	<b>\$ 12,853,952</b>

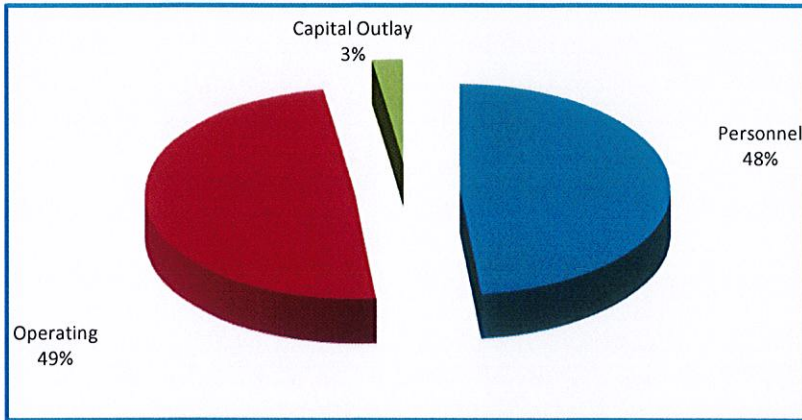


**REVENUES**

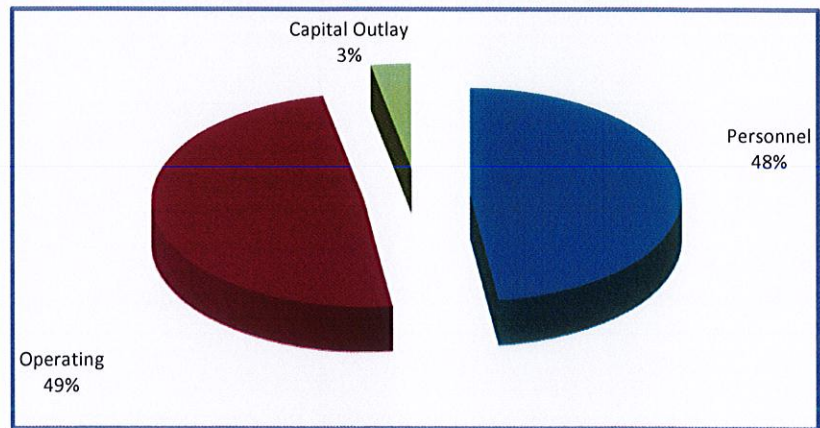
ACCT NO.	ACCT TITLE					
045652	Road Opening	60,606	50,000	75,000	60,000	60,000
045827	Newport Beach Parking	1,126,567	1,000,000	1,125,000	1,125,000	1,125,000
045822	Rotunda Rentals	900	25,000	-	-	-
	Easton's, Other	230,873	186,000	222,000	232,000	232,000
<b>TOTAL</b>		<b>\$ 1,418,946</b>	<b>\$ 1,261,000</b>	<b>\$ 1,422,000</b>	<b>\$ 1,417,000</b>	<b>\$ 1,417,000</b>
<b>BALANCE</b>		<b>\$ 8,813,612</b>	<b>\$ 10,297,545</b>	<b>\$ 10,701,270</b>	<b>\$ 11,033,258</b>	<b>\$ 11,436,952</b>

**Department of Public Services**

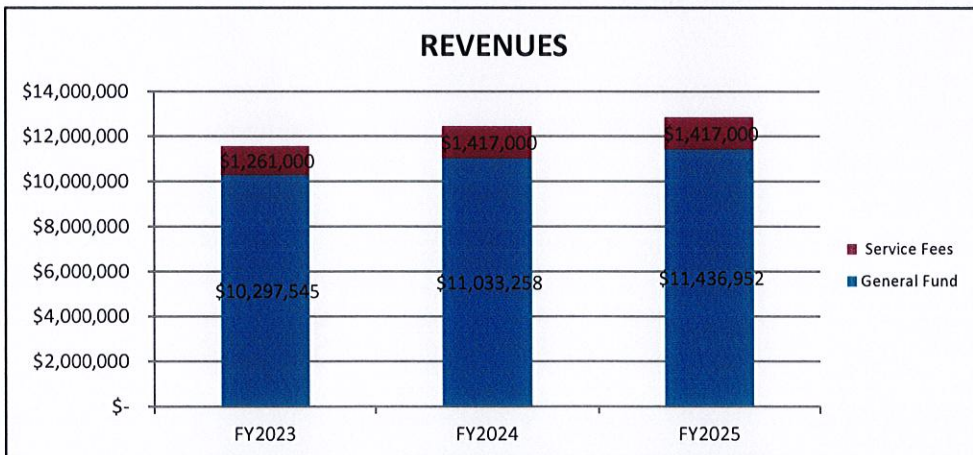
**FY 2024 Adopted Expenditures \$12,450,258**



**FY 2025 Proposed Expenditures \$12,853,952**



**REVENUES**





**FUNCTION: Public Services**  
**DEPARTMENT: Public Services**  
**DIVISION OR ACTIVITY: Operations Administration**

**BUDGET COMMENTS:**

This cost center is adopted at an increase of \$217,257 (40.28%) over the two-year budget period due almost exclusively to increases of \$200,000 (100.00%) in transfer to equipment replacement. Other increases include \$16,757 (5.16%) in personnel and \$500 (20.00%) in conferences and training. There are no offsetting decreases.

**PROGRAM:**

This program provides funds for the administration of all the Engineering & Operations Division within the Public Works Department. Responsibilities include overall guidance and direction of work tasks and consultant/contractor work, resolution of complex public works issues, development of special projects, coordination of regional, state and federal agencies as appropriate, and the securing of funding opportunities which subsidize local public works projects. Administration covers the following programs: Engineering Services, Public Works, Traffic Control, Snow Removal, Facilities Management, Parks, Grounds, Forestry, Street Lighting, Street Cleaning, Recreation and Eastons Beach. Also included is administration of the Clean City Program.

**OBJECTIVES:**

To promote community health and safety and enhance the public's quality of life by identifying and prioritizing the community's infrastructure needs and then efficiently coordinating resources to provide the highest levels of customer service and efficiency in achieving the Department's overall objectives.

**SERVICES AND PRODUCTS:**

- Oversee responses to public feedback regarding roads, sidewalks, snow plowing and snow sanding.

**COST CENTER 01400140: OPERATIONS ADMINISTRATION**

TITLE	2021-22 ACTUAL	2022-23 ADOPTED	2023 PROJECTED	2023-24 ADOPTED	2024-25 PROPOSED
SALARIES	\$ 222,792	\$ 227,500	\$ 227,500	\$ 234,473	\$ 240,335
FRINGE BENEFITS	89,758	97,090	97,090	98,463	101,012
PURCHASED SERVICES	2,458	3,500	3,500	4,000	4,000
UTILITIES	7,136	8,000	8,000	8,000	8,000
INTERNAL SERVICES	12	-	-	-	-
SUPPLIES & MATERIALS	2,539	3,250	3,250	3,250	3,250
CAPITAL OUTLAY	300,000	200,000	200,000	300,000	400,000
<b>COST CENTER TOTAL</b>	<b>\$ 624,695</b>	<b>\$ 539,340</b>	<b>\$ 539,340</b>	<b>\$ 648,186</b>	<b>\$ 756,597</b>

PERSONNEL CLASSIFICATION	GRADE	AUTH FY 21-22	AUTH FY 22-23	MID-YEAR FY 22-23	ADOPTED FY 23-24	PROPOSED FY 24-25
Director of Public Services	S14	1.0	1.0	1.0	1.0	1.0
Executive Assistant, Public S	S05	1.0	1.0	1.0	1.0	1.0
<b>Total Positions</b>		<b>2.0</b>	<b>2.0</b>	<b>2.0</b>	<b>2.0</b>	<b>2.0</b>

**FUNCTION: Public Services**  
**DEPARTMENT: Public Services**  
**DIVISION OR ACTIVITY: Engineering Services**

**BUDGET COMMENTS:**

This cost center shows an overall decrease of \$69,710 (-5.21%) over the two-year budget period due almost exclusively to a decrease of \$100,000 (-12.50%) in road & trench repair. Offsetting increases include \$29,090 (5.57%) in personnel, \$1,000 (50.00%) in mileage reimbursement and \$500 (6.67%) in supplies.

**PROGRAM:**

This program provides funds for the operation of Engineering Services. Responsibilities include a wide range of services such as issuing appropriate Excavation/Obstruction permits for work done in City streets and right-of-ways; maintaining all records of all utilities within City right-of-way areas, including water, sanitary sewers, storm drainage and others; investigating all reports regarding City streets and sidewalks; administering the City's Sidewalk Inspection Program; preparing designs and specifications for City projects, with a focus on public transportation infrastructure; administering engineering consultant and construction contracts; and serving all City Departments in regard to their engineering needs.

**OBJECTIVES:**

To promote community health and safety and enhance the public's quality of life by working in coordination with the Roadway & Sidewalk Maintenance and Traffic Control programs to identify community infrastructure needs, particularly in regards to roadways and sidewalks and then efficiently and effectively design, construct and maintain the infrastructure, along with its historic character. Also, to uphold the highest level of customer service in regards to permitting, information sharing and engineering guidance in accordance with all local, state and federal codes and standards.

**SERVICES AND PRODUCTS:**

- Issue permits
- Track excavations in City streets and sidewalks
- Track obstructions of City streets and sidewalks
- Road and sidewalk improvements
- Subdivision reviews
- Site work reviews



**COST CENTER 01400145: ENGINEERING SERVICES**

TITLE	2021-22 ACTUAL	2022-23 ADOPTED	2023 PROJECTED	2023-24 ADOPTED	2024-25 PROPOSED
SALARIES	\$ 275,179	\$ 353,741	\$ 353,741	\$ 367,011	\$ 375,099
FRINGE BENEFITS	119,180	168,525	168,525	172,699	176,257
PURCHASED SERVICES	657,271	802,500	802,500	703,000	703,000
INTERNAL SERVICES	6,108	6,500	6,500	6,500	6,700
SUPPLIES & MATERIALS	5,609	7,500	7,500	8,000	8,000
<b>COST CENTER TOTAL</b>	<b>\$ 1,063,347</b>	<b>\$ 1,338,766</b>	<b>\$ 1,338,766</b>	<b>\$ 1,257,210</b>	<b>\$ 1,269,056</b>

PERSONNEL CLASSIFICATION	GRADE	AUTH FY 21-22	AUTH FY 22-23	MID-YEAR FY 22-23	ADOPTED FY 23-24	PROPOSED FY 24-25
City Engineer	S11	1.0	1.0	1.0	1.0	1.0
Assistant City Engineer	U06	1.0	1.0	1.0	1.0	1.0
Deputy Assist City Engineer	S09	1.0	1.0	1.0	1.0	1.0
Engineering Technician	U05	1.0	1.0	1.0	1.0	1.0
<b>Total Positions</b>		<b>4.0</b>	<b>4.0</b>	<b>4.0</b>	<b>4.0</b>	<b>4.0</b>

**FUNCTION: Public Services**  
**DEPARTMENT: Public Services**  
**DIVISION OR ACTIVITY: Public Works**

**BUDGET COMMENTS:**

This budget has an overall increase of \$91,568 (7.85%), due almost exclusively to personnel which has increased \$67,967 (7.13%). Other increases include \$19,401 (12.93%) in gasoline and vehicle maintenance, \$2,000 (100%) in uniforms and protective gear and \$1,700 (566.67%) in contract services.

**PROGRAM:**

This program provides funds for the maintenance of approximately ninety-five miles of City roadways and their adjacent sidewalks. Functions include pavement maintenance, repair and reconstruction; concrete sidewalk repair and replacement; curb installation; cold patch and hot mix application; and trench excavations. On occasion, Roadway and Sidewalk Maintenance also provides support services to other Departments as required. This program serves as the primary labor force for snow and ice removal.

**OBJECTIVES:**

To promote community health and safety and enhance the public's quality of life by safely, efficiently and effectively working in coordination with Engineering Services to maintain the functional integrity and character of historic City roadways and sidewalks.

**SERVICES AND OBJECTIVES:**

- Maintenance of streets and sidewalks

**COST CENTER 01400147: PUBLIC WORKS**

TITLE	2021-22 ACTUAL	2022-23 ADOPTED	2023 PROJECTED	2023-24 ADOPTED	2024-25 PROPOSED
SALARIES	\$ 531,856	\$ 591,714	\$ 591,714	\$ 641,514	\$ 654,879
FRINGE BENEFITS	304,176	360,967	360,967	359,594	365,769
PURCHASED SERVICES	722	1,800	1,800	3,500	3,500
INTERNAL SERVICES	161,553	150,000	150,000	165,430	169,401
SUPPLIES & MATERIALS	39,984	61,500	61,500	64,000	64,000
<b>COST CENTER TOTAL</b>	<b>\$ 1,038,291</b>	<b>\$ 1,165,981</b>	<b>\$ 1,165,981</b>	<b>\$ 1,234,038</b>	<b>\$ 1,257,549</b>

PERSONNEL CLASSIFICATION	GRADE	AUTH FY 21-22	AUTH FY 22-23	MID-YEAR FY 22-23	ADOPTED FY 23-24	PROPOSED FY 24-25
Head Foreman	U05	1.0	1.0	1.0	1.0	1.0
Senior Maintenance Person	U05	1.0	1.0	1.0	1.0	1.0
Sr. Clerk Typist, Public Servic	U03	0.3	0.3	0.3	0.3	0.3
Superintendent of PW	S09	0.6	0.6	0.6	0.6	0.6
Assist. Super-PW	N04	0.5	0.5	0.5	0.5	0.5
Heavy Equip Op-Public Servi	U04	1.0	1.0	1.0	1.0	1.0
Maintenance Person	U03	1.0	1.0	1.0	1.0	1.0
Laborer Equipment Operator	U03	4.0	4.0	4.0	4.0	4.0
<b>Total Positions</b>		9.4	9.4	9.4	9.4	9.4



**FUNCTION: Public Services**  
**DEPARTMENT: Public Services**  
**DIVISION OR ACTIVITY: Traffic Control**

**BUDGET COMMENTS:**

This cost center has a small increase of \$19,965 (7.67%) over the two year period. Major expenses include \$10,225 in gasoline & vehicle maintenance and \$49,000 in operating supplies.

**PROGRAM:**

This program provides funds to support the Traffic Control function, which includes the installation and maintenance of all regulatory and warning signs, maintenance of traffic signals, application of pavement markings and the fabrication and installation of all street name signs.

**OBJECTIVES:**

To promote community health and safety and enhance the public's quality of life by working with Engineering Services to promote efficient and safe use of City rights-of-way and to accommodate vehicular and pedestrian traffic demands by mitigating hazards via appropriate control measures.

**SERVICES AND PRODUCTS:**

- Traffic control devices

**COST CENTER 01400148: TRAFFIC CONTROL**

TITLE	2021-22 ACTUAL	2022-23 ADOPTED	2023 PROJECTED	2023-24 ADOPTED	2024-25 PROPOSED
SALARIES	\$ 42,474	\$ 113,845	\$ 113,845	\$ 126,102	\$ 127,637
FRINGE BENEFITS	32,741	78,354	78,354	82,657	83,553
INTERNAL SERVICES	7,695	9,751	9,751	9,985	10,225
SUPPLIES & MATERIALS	24,447	48,500	48,500	49,000	49,000
REPAIRS & MAINTENANCE	2,324	10,000	10,000	10,000	10,000
<b>COST CENTER TOTAL</b>	<b>\$ 109,681</b>	<b>\$ 260,450</b>	<b>\$ 260,450</b>	<b>\$ 277,744</b>	<b>\$ 280,415</b>

PERSONNEL CLASSIFICATION	GRADE	AUTH FY 21-22	AUTH FY 22-23	MID-YEAR FY 22-23	ADOPTED FY 23-24	PROPOSED FY 24-25
Traffic Senior Maintenance	U05	1.0	1.0	1.0	1.0	1.0
Traffic Laborer	U01	1.0	1.0	1.0	1.0	1.0
<b>Total Positions</b>		2.0	2.0	2.0	2.0	2.0

**FUNCTION: Public Services**  
**DEPARTMENT: Public Services**  
**DIVISION OR ACTIVITY: Snow Removal**

This cost center is adopted with an increase of \$28,500 (16.72%) over the two-year period. Increases include \$15,000 (12.50%) in road supplies, \$10,000 (25.00%) in personnel and \$3,500 (233.33%) in road supplies. All other lines stay consistent with current funding.

**PROGRAM:**

This program provides funds to support clearing and removal of snow and ice from City roadways and sidewalks. Expenses include overtime for snowplow and sanding truck drivers and materials for ice abatement.

**OBJECTIVES:**

To maintain passable streets and sidewalks during winter storms and/or treat those routes quickly and efficiently.

**SERVICES AND PRODUCTS:**

- Snow removal



**COST CENTER 01400149: SNOW REMOVAL**

<b>TITLE</b>	<b>2021-22 ACTUAL</b>	<b>2022-23 ADOPTED</b>	<b>2023 PROJECTED</b>	<b>2023-24 ADOPTED</b>	<b>2024-25 PROPOSED</b>
SALARIES	\$ 34,565	\$ 40,000	\$ 40,000	\$ 50,000	\$ 50,000
FRINGE BENEFITS	2,569	-	-	-	-
UTILITIES	516	4,000	4,000	4,000	4,000
SUPPLIES & MATERIALS	139,279	125,000	125,000	140,000	140,000
REPAIRS & MAINTENANCE	5,356	1,500	1,500	5,000	5,000
<b>COST CENTER TOTAL</b>	<b>\$ 182,285</b>	<b>\$ 170,500</b>	<b>\$ 170,500</b>	<b>\$ 199,000</b>	<b>\$ 199,000</b>

**FUNCTION: Public Services**  
**DEPARTMENT: Public Services**  
**DIVISION OR ACTIVITY: Facilities Management**

**BUDGET COMMENTS:**

This cost center has increased \$153,379 (9.61%) over the two year period. Increases include \$46,451 (4.64%) in personnel, \$45,881 (19.20%) in liability insurance, \$30,000 (33.33% in contract services, \$23,047 (32.92%) in gasoline and vehicle maintenance, and \$7,000 (31.82%) in supplies. There are no offsetting decreases.

**PROGRAM:**

This program provides funds for the operation of the Facilities Management, Grounds Maintenance and the systematized management of Newport's urban forest. Responsibilities include maintaining the cleanliness and structural integrity of the public facilities within the City. Functions include the day-to-day maintenance and repair of properties which do not already have dedicated maintenance staff. Facilities Maintenance provides project management and other assistance when requested by other departments. In addition, responsibilities of this program include day-to-day maintenance of 40 city parks, 3 historic cemeteries, roadsides, Cliff Walk, and grounds surrounding various city buildings. Activities include: grass-cutting, clearing of brush, application of fertilizer and herbicides, litter collection, fall leaf removal, and playground maintenance. Lastly, the responsibilities of this program include, but are not limited to, pruning, removal, planting, fertilizing, inventory, and pest management of Newport's trees.

**OBJECTIVES:**

To minimize the occurrence of injury and casualty incidents by ensuring all structures are constructed and maintained in conformity to prescribed building codes and to provide an effective program of preventive maintenance for all City-owned facilities and equipment; To provide safe and attractive parks, athletic fields, and beaches; to encourage residents and visitors to enjoy the natural beauty of the community; and to keep well maintained open space areas to deter vandalism and crime, and encourage economic benefit through tourism; To maximize the benefits to the public from the urban forest while minimizing the hazard to the public and the liability of the City by establishing a well stocked, healthy community forest that is diverse in age and in species.

**SERVICES AND PRODUCTS:**

- Repairs and maintenance of city-owned buildings
- Respond to work order requests in a timely manner
- Maintenance of playgrounds
- Maintenance of parks and athletic fields
- Maintenance of cemeteries
- Urban forest management

**COST CENTER 01400150: FACILITIES MANAGEMENT**

TITLE	2021-22 ACTUAL	2022-23 ADOPTED	2023 PROJECTED	2023-24 ADOPTED	2024-25 PROPOSED
SALARIES	\$ 485,925	\$ 630,284	\$ 630,284	\$ 677,809	\$ 691,430
FRINGE BENEFITS	248,601	371,317	371,317	350,189	356,622
PURCHASED SERVICES	334,499	330,000	330,000	379,983	405,881
UTILITIES	95,974	113,000	113,000	114,000	114,000
INTERNAL SERVICES	88,737	70,000	70,000	90,867	93,047
SUPPLIES & MATERIALS	30,317	41,500	41,500	48,500	48,500
REPAIRS & MAINTENANCE	11,812	40,000	40,000	40,000	40,000
<b>COST CENTER TOTAL</b>	<b>\$ 1,295,865</b>	<b>\$ 1,596,101</b>	<b>\$ 1,596,101</b>	<b>\$ 1,701,348</b>	<b>\$ 1,749,480</b>

PERSONNEL CLASSIFICATION	GRADE	AUTH FY 21-22	AUTH FY 22-23	MID-YEAR FY 22-23	ADOPTED FY 23-24	PROPOSED FY 24-25
Super of Facilities Managemen	S09	1.0	1.0	1.0	1.0	1.0
Building Maint. Foreman	U05	1.0	1.0	1.0	1.0	1.0
Maintenance Person	U03	2.0	2.0	2.0	2.0	2.0
Custodians	U01	4.0	4.0	4.0	4.0	4.0
Maintenance Foreman	U05	0.0	0.0	0.0	0.0	0.0
Senior Maintenance Person	U05	1.0	1.0	1.0	1.0	1.0
Sr. Principal Clerk	U03	0.5	0.5	0.5	0.5	0.5
Operator CDL	U03	1.0	1.0	1.0	1.0	1.0
School/City Plumber	U07	0.0	0.0	0.0	0.0	0.0
<b>Total Positions</b>		10.5	10.5	10.5	10.5	10.5



**FUNCTION: Public Services**  
**DEPARTMENT: Public Services**  
**DIVISION OR ACTIVITY: Parks, Grounds & Forestry**

**BUDGET COMMENTS:**

This cost center is adopted at an increase of \$112,276 (7.57%) over the two year period. Increases include \$84,629 (6.64%) in personnel, \$18,047 (24.06%) in gasoline and vehicle maintenance, and \$13,100 (20.63% in operating supplies. The only offsetting decrease is \$4,000 (-12.12%) in repairs and maintenance.

**PROGRAM:**

This division is responsible for day-to-day maintenance of 40 City parks, 1 Dog Park, 5 historic cemeteries, roadsides, Cliff Walk, and grounds surrounding various city buildings; systematized management of Newport's urban forest. Functions include grass-cutting, clearing of brush, turf management and integrated pest control, litter collection, fall leaf removal, playground maintenance, restroom and beach maintenance. Functions also include pruning, removal, planting, fertilizing, inventory, and pest management of Newport's trees.

The division also provides project management and oversight of private contractors for various property related projects and maintenance activities, preparation of athletic fields for recreation leagues and middle school through collegiate teams. Improvements to park infrastructure including benches, fountains, and playground equipment, including installation, as are upgrades to park facilities which are supported by grants. This division also provides oversight of the Tree Donation Program.

**OBJECTIVES:**

To provide safe and attractive parks, athletic fields, and beaches; to encourage residents and visitors to enjoy the natural beauty of the community; and to keep well maintained open space areas to deter vandalism and crime, and encourage economic benefit through tourism; To maximize the benefits to the public from the urban forest while minimizing the hazard to the public and the liability of the City by establishing a well stocked, healthy community forest that is diverse in age and in species.

**SERVICES AND PRODUCTS:**

- Pruning, removal, planting, fertilizing, inventory, and pest management of Newport's trees.
- Respond to work order requests in a timely manner
- Maintenance of playgrounds
- Maintenance of parks and athletic fields
- Maintenance of cemeteries
- Urban forest management

**COST CENTER 01400151: PARKS, GROUNDS & FORESTRY**

TITLE	2021-22 ACTUAL	2022-23 ADOPTED	2023 PROJECTED	2023-24 ADOPTED	2024-25 PROPOSED
SALARIES	\$ 689,477	\$ 813,423	\$ 813,423	\$ 931,685	\$ 946,723
FRINGE BENEFITS	350,372	461,571	461,571	405,618	412,900
PURCHASED SERVICES	21,017	36,500	36,500	37,000	37,000
INTERNAL SERVICES	88,737	75,000	75,000	90,867	93,047
SUPPLIES & MATERIALS	58,451	63,500	63,500	76,600	76,600
REPAIRS & MAINTENANCE	22,138	33,000	33,000	29,000	29,000
<b>COST CENTER TOTAL</b>	<b>\$ 1,230,192</b>	<b>\$ 1,482,994</b>	<b>\$ 1,482,994</b>	<b>\$ 1,570,770</b>	<b>\$ 1,595,270</b>

PERSONNEL CLASSIFICATION	GRADE	AUTH FY 21-22	AUTH FY 22-23	MID-YEAR FY 22-23	ADOPTED FY 23-24	PROPOSED FY 24-25
Sr. Principal Clerk	U03	0.5	0.5	0.5	0.5	0.5
CDL Laborer	U03	4.0	4.0	4.0	4.0	4.0
Maintenance Person	U03	2.0	2.0	2.0	2.0	2.0
Super of Parks, Grounds & F	S09	1.0	1.0	1.0	1.0	1.0
Maintenance Foreman	U05	1.0	1.0	1.0	1.0	1.0
Groundskeeper	U03	1.0	1.0	1.0	1.0	1.0
Laborer Equip Operator	U03	1.0	1.0	1.0	1.0	1.0
Laborer	U01	2.0	2.0	2.0	2.0	2.0
Forester	U04	1.0	1.0	1.0	1.0	1.0
<b>Total Positions</b>		<b>13.5</b>	<b>13.5</b>	<b>13.5</b>	<b>13.5</b>	<b>13.5</b>

**FUNCTION: Public Services**  
**DEPARTMENT: Public Services**  
**DIVISION OR ACTIVITY: Street Lighting**

**BUDGET COMMENTS:**

This cost center is adopted with a budget that decreases by \$300,000 (-43.04%) due to the remote net metering contract.

**PROGRAM:**

This program provides funds for all costs associated with the lighting of City streets, including energy cost (gas and electric) and the maintenance and repair of decorative natural gas and electric street light lamps. Street lighting systems commonly used throughout the City of Newport include high-pressure sodium, and mercury vapor fixtures, all of which are maintained by the Eastern Utilities/Newport Electric Corporation. A private contractor performs the repair and maintenance for approximately 185 (natural gas) and 280 (electric) decorative street lights.

**OBJECTIVES:**

To maximize safety and convenience to pedestrians and vehicles by providing adequate lighting to streets and sidewalks while maintaining the historic character of the lighting systems.

**SERVICES AND PRODUCTS:**

- Street lighting



**COST CENTER 01400153: STREET LIGHTING**

TITLE	2021-22 ACTUAL	2022-23 ADOPTED	2023 PROJECTED	2023-24 ADOPTED	2024-25 PROPOSED
UTILITIES	\$ 722,953	\$ 622,000	\$ 622,000	\$ 322,000	\$ 322,000
REPAIRS & MAINTENANCE	59,933	75,000	75,000	75,000	75,000
<b>COST CENTER TOTAL</b>	<b>\$ 782,886</b>	<b>\$ 697,000</b>	<b>\$ 697,000</b>	<b>\$ 397,000</b>	<b>\$ 397,000</b>

**FUNCTION: Clean City**  
**DEPARTMENT: Public Services**  
**DIVISION OR ACTIVITY: Street Cleaning**

**BUDGET COMMENTS:**

This cost center is adopted with an increase of \$23,566 (10.25%) over the next two years, due, in part, to personnel, which has increased \$18,094 (9.48%). Other increases include \$2,972 (9.91%) in gasoline and vehicle maintenance, \$2,000 (33.33%) in sweep disposal, and \$500 (100%) in uniforms and protective gear. There are no offsetting decreases.

**PROGRAM:**

Two mechanical sweepers, one vacuum-type sweeper, and two sidewalk sweepers clean the business districts regularly and the residential streets on a periodic basis.

**OBJECTIVES:**

To maximize safety to pedestrians and vehicles and preserve the aesthetic appearance of infrastructure by removing trash from streets and public ways.

**SERVICES AND PRODUCTS:**

- Street cleaning

**COST CENTER 01400154: STREET CLEANING**

TITLE	2021-22 ACTUAL	2022-23 ADOPTED	2023 PROJECTED	2023-24 ADOPTED	2024-25 PROPOSED
SALARIES	\$ 106,348	\$ 113,446	\$ 113,446	\$ 124,344	\$ 126,214
FRINGE BENEFITS	61,012	77,360	77,360	81,759	82,686
PURCHASED SERVICES	-	6,000	6,000	8,000	8,000
INTERNAL SERVICES	31,445	30,000	30,000	32,200	32,972
SUPPLIES & MATERIALS	1,440	3,000	3,000	3,500	3,500
<b>COST CENTER TOTAL</b>	<b>\$ 200,245</b>	<b>\$ 229,806</b>	<b>\$ 229,806</b>	<b>\$ 249,803</b>	<b>\$ 253,372</b>

PERSONNEL CLASSIFICATION	GRADE	AUTH FY 21-22	AUTH FY 22-23	MID-YEAR FY 22-23	ADOPTED FY 23-24	PROPOSED FY 24-25
Sweeper Operator	U03	2.0	2.0	2.0	2.0	2.0
<b>Total Positions</b>		2.0	2.0	2.0	2.0	2.0



**FUNCTION: Clean City**  
**DEPARTMENT: Public Services**  
**DIVISION OR ACTIVITY: Solid Waste Collection and Disposal**

**BUDGET COMMENTS:**

This cost center is adopted with an overall increase of \$863,625 (34.44%) in the next two fiscal years, due almost exclusively to increases of \$863,250 (36.77%) in purchased services which include city street/park barrels/yard waste composting, refuse collections, refuse disposal, recycling collections and bulky waste disposal. Other increase include \$2,930 (2.14%) in personnel and \$500 (100%) in uniforms and protective gear. The only offsetting decrease is \$3,055 (-35.30%) in gasoline and vehicle maintenance. The central landfill costs are budgeted consistently with FY23 at \$54/ton in FY23. At this point the cost is scheduled to increase to \$58.50/ton in FY24 and \$63/ton in FY25.

**PROGRAM:**

This program provides for services to ensure the cleanliness of Newport streets and neighborhoods in a manner that is economically efficient, environmentally responsible and easy to access. This program element includes the traditional services of solid waste, recycling, bulky waste, yard waste and holiday trees, from buildings with up to and including four dwelling units. Funds for litter collection from city streets and sidewalks, street/park litter barrels collection, and graffiti and nuisance sticker removal are also included in this program element. Environmentally sound collection of household hazardous waste, used motor oil, and recycling and debris from city activities are now collected by the state. The Clean City Program Coordinator will continue to spearhead programs associated with the City's environmental and safety compliance.

**OBJECTIVES:**

To provide citizens with a solid waste program that is well managed, easy to access, and aimed at providing residents with a City free of nuisance caused by improper storage, transportation, or disposal of solid waste, at a service level that is both efficient and economical.

**SERVICES AND PRODUCTS:**

- Collection of all residential solid waste and recycling materials

**COST CENTER 01400155: SOLID WASTE COLLECTION & DISPOSAL**

TITLE	2021-22 ACTUAL	2022-23 ADOPTED	2023 PROJECTED	2023-24 ADOPTED	2024-25 PROPOSED
SALARIES	\$ 74,862	\$ 99,291	\$ 99,291	\$ 103,692	\$ 105,702
FRINGE BENEFITS	36,720	37,929	37,929	33,621	34,448
PURCHASED SERVICES	2,022,862	2,347,750	2,922,750	3,091,000	3,211,000
UTILITIES	-	-	-	-	-
INTERNAL SERVICES	5,341	8,655	8,655	5,469	5,600
SUPPLIES & MATERIALS	27,746	14,000	14,000	14,500	14,500
REPAIRS & MAINTENANCE	-	-	-	-	-
<b>COST CENTER TOTAL</b>	<b>\$ 2,167,531</b>	<b>\$ 2,507,625</b>	<b>\$ 3,082,625</b>	<b>\$ 3,248,282</b>	<b>\$ 3,371,250</b>

PERSONNEL CLASSIFICATION	GRADE	AUTH FY 21-22	AUTH FY 22-23	MID-YEAR FY 22-23	ADOPTED FY 23-24	PROPOSED FY 24-25
Sr. Clerk Typist	U03	0.3	0.3	0.3	0.3	0.3
Assist. Super of PW	N04	0.5	0.5	0.5	0.5	0.5
<b>Total Positions</b>		<b>0.8</b>	<b>0.8</b>	<b>0.8</b>	<b>0.8</b>	<b>0.8</b>

**FUNCTION: Recreation**  
**DEPARTMENT: Public Services**  
**DIVISION OR ACTIVITY: Recreation**

**BUDGET COMMENTS:**

This cost center is adopted with an increase of \$64,433 (8.14%) over the next two fiscal years. Increases include \$62,404 (10.19%) in personnel and \$3,077 (17.05%) in purchased services, including conferences & training, contract services, software maintenance fees and liability insurance. Offsetting decreases include \$5000 (-7.69%) in program expenses and \$2,500 (-11.36%) in supplies.

**PROGRAM:**

This program provides funds for the administration of support of the City's recreation activities. Administrative responsibilities include: direction, coordination and scheduling of personnel; long- and short-term planning; budget preparation and analysis, and supervision of the activities of the Department. This program provides funds for the support of a variety of recreational activities for Newport residents, from preschoolers to senior citizens. Emphasis is placed on activities which a person can learn as a child and participate in throughout a lifetime. Numerous grants and sponsorships support this division. It also supports Community-wide free and low cost special events that provide safe and fun family opportunities. A summer lunch and literacy program is built into the camp program.

**OBJECTIVES:**

To provide a comprehensive customer directed approach to purchasing, revenue collection, grant development and management, allocation of staff and equipment, and program planning related to recreation. In addition, to provide safe and enjoyable recreation activities to youth, adults, and families on a year-round basis; to provide nontraditional programs and introduce low cost and free instruction to reflect the diverse population; to coordinate services with police, social service agencies, schools, library and non-profit agencies.

**SERVICES AND PRODUCTS:**

- Administration of recreational activities
- Recreational activities for residents



**COST CENTER 01400143: RECREATION**

TITLE	2021-22 ACTUAL	2022-23 ADOPTED	2023 PROJECTED	2023-24 ADOPTED	2024-25 PROPOSED
SALARIES	\$ 423,216	\$ 431,779	\$ 431,779	\$ 455,738	\$ 472,702
FRINGE BENEFITS	177,503	180,558	180,558	196,339	202,039
PURCHASED SERVICES	15,334	18,045	18,045	20,684	21,122
UTILITIES	52,233	62,900	62,900	67,000	67,000
INTERNAL SERVICES	6,058	6,500	6,500	6,203	6,352
SUPPLIES & MATERIALS	17,268	22,000	22,000	19,500	19,500
REPAIRS & MAINTENANCE	5,952	5,000	5,000	7,500	7,500
PROGRAM EXPENSE	56,250	65,000	65,000	60,000	60,000
<b>COST CENTER TOTAL</b>	<b>\$ 753,814</b>	<b>\$ 791,782</b>	<b>\$ 791,782</b>	<b>\$ 832,964</b>	<b>\$ 856,215</b>

PERSONNEL CLASSIFICATION	GRADE	AUTH FY 21-22	AUTH FY 22-23	MID-YEAR FY 22-23	ADOPTED FY 23-24	PROPOSED FY 24-25
Senior Clerk, Public Services	U03	1.0	1.0	1.0	1.0	1.0
Recreation Administrator	S08	1.0	1.0	1.0	1.0	1.0
Rec. Program Supervisor	N03	2.0	2.0	2.0	2.0	2.0
<b>Total Positions</b>		<b>4.0</b>	<b>4.0</b>	<b>4.0</b>	<b>4.0</b>	<b>4.0</b>

**FUNCTION: Easton's Beach**  
**DEPARTM Public Services**  
**DIVISION OR ACTIVITY: Easton's Beach**

**BUDGET COMMENTS:**

The adopted two-year budget for this cost center shows an increase of \$90,547 (11.64%). It funds the hiring of seasonal staff which includes lifeguards, attendants, a night watch person, carousel personnel, parking lot supervision, account aides, supervisors, and Rotunda personnel. This budget also contains funding for temporary wages and security for King Beach and Bailey's Beach. This budget also includes \$470,000 in temporary & seasonal wages. Staffing costs include beach raking overtime, supervision and normal beach staffing. Purchased services include funds for the rental of portojohn and dumpster, carousel inspection, beach water testing, plumbers and electricians.

**PROGRAM:**

This program provides for the operation and maintenance of facilities at Easton's Beach. It also includes the Rotunda and the Carousel. This program also provides for the operation and maintenance of the City's public beach facilities at King Beach and Bailey's East Beach.

**OBJECTIVES:**

- To increase family attendance at beach activities
- To market beach amenities and events to increase non-weather dependent clientele
- To maintain adequate staffing and equipment to provide a safe environment year-round
- To upgrade and improve beach facilities

**SERVICES AND PRODUCTS:**

- Upgrade beach facilities
  - playground, picnic area, showers, skate park, snack bar, beach store, Exploration Center
- Beach activities
  - Family, Children's Nights, Holiday Activities, Volleyball Tournaments, Non-profit & company outings
- Non-weather dependent special events
  - cosponsored events year round - Winter Festival, Santa Workshop, Soapbox Derby & Carnival
- Rotunda rentals
  - Marketing to corporate outings, college groups, local event planners, resident discounts
- Carousel rentals
  - Marketing to Recreation camps, schools, YMCA, Birthdays
- Provide safe beach environment year-round
  - Portojohns, Adopt-A-Beach clean ups, Staff & Police patrols

**COST CENTER: 01400144: EASTON'S BEACH**

TITLE	2021-22 ACTUAL	2022-23 ADOPTED	2023 PROJECTED	2023-24 ADOPTED	2024-25 PROPOSED
SALARIES	502,023	475,000	475,000	495,000	510,000
FRINGE BENEFITS	37,046	34,000	34,000	37,000	38,000
PURCHASED SERVICES	138,741	126,200	125,925	147,585	149,564
UTILITIES	40,269	54,000	44,000	46,500	51,000
INTERNAL SERVICES	14,480	18,000	18,000	14,828	15,183
SUPPLIES & MATERIALS	30,914	26,000	26,000	30,500	32,500
REPAIRS & MAINTENANCE	17,068	40,000	40,000	57,500	67,500
OPERATING EXPENSE	3,185	5,000	5,000	5,000	5,000
<b>COST CENTER TOTAL</b>	<b>783,726</b>	<b>778,200</b>	<b>767,925</b>	<b>833,913</b>	<b>868,747</b>



CITY OF NEWPORT, RHODE ISLAND  
 FY2024 ADOPTED AND FY2025 PROPOSED BUDGETS  
 GENERAL FUND EXPENDITURES

ACCT NUMBER	ACCOUNT NAME	2022 ACTUAL RESULTS	2023 ADOPTED BUDGET	2023 PROJECTED RESULTS	2024 ADOPTED BUDGET	2025 PROPOSED BUDGET	2-Year Dollar Change	2-Year Percentage Change
01400140-050001	Public Services Salaries	222,792	227,500	227,500	234,473	240,335	12,835	5.64%
01400140-050101	Health Insurance	25,697	28,232	28,232	29,611	29,611	1,379	4.88%
01400140-050102	Dental Insurance	626	1,351	1,351	1,293	1,293	(58)	-4.29%
01400140-050103	Life Insurance	247	250	250	250	250	-	0.00%
01400140-050104	Payroll Taxes	16,803	17,404	17,404	17,937	18,386	982	5.64%
01400140-050105	MERS Defined Benefit	45,675	49,095	49,095	48,583	50,663	1,568	3.19%
01400140-050106	MERS Defined Contribution	710	758	758	789	809	51	6.73%
01400140-050210	Dues & Subscriptions	865	1,250	1,250	1,250	1,250	-	0.00%
01400140-050212	Conf. & Training	2,214	2,500	2,500	3,000	3,000	500	20.00%
01400140-050225	Contract Services	244	1,000	1,000	1,000	1,000	-	0.00%
01400140-050251	Phone & Comm	7,136	8,000	8,000	8,000	8,000	-	0.00%
01400140-050271	Gasoline & Vehicle Maint.	12	-	-	-	-	-	0.00%
01400140-050361	Office Supplies	1,674	2,000	2,000	2,000	2,000	-	0.00%
01400140-050422	Transfer to Equip Replacement	300,000	200,000	200,000	300,000	400,000	200,000	100.00%
	<b>PS Administration</b>	<b>624,695</b>	<b>539,340</b>	<b>539,340</b>	<b>648,186</b>	<b>756,597</b>	<b>217,257</b>	<b>40.28%</b>
01400145-050001	Engineering Salaries	243,620	316,241	316,241	329,511	337,599	21,358	6.75%
01400145-050002	Overtime	9,727	7,500	7,500	10,000	10,000	2,500	33.33%
01400145-050004	Temp and Seasonal	21,832	30,000	30,000	27,500	27,500	(2,500)	-8.33%
01400145-050101	Health Insurance	45,609	70,247	70,247	73,419	73,418	3,171	4.51%
01400145-050102	Dental Insurance	2,237	3,401	3,401	3,255	3,255	(146)	-4.29%
01400145-050103	Life Insurance	342	500	500	500	500	-	0.00%
01400145-050104	Payroll Taxes	20,571	24,192	24,192	25,208	25,826	1,634	6.75%
01400145-050105	MERS Defined Benefit	49,259	68,245	68,245	68,275	71,166	2,921	4.28%
01400145-050106	MERS Defined Contribution	1,162	1,940	1,940	2,042	2,092	152	7.84%
01400145-050212	Conferences & Training	2,630	2,500	2,500	3,000	3,000	500	20.00%
01400145-050225	Road /Trench Repair	654,641	800,000	800,000	700,000	700,000	(100,000)	-12.50%
01400145-050268	Mileage Reimbursement	2,423	2,000	2,000	3,000	3,000	1,000	50.00%
01400145-050271	Gasoline & Vehicle Maint.	6,108	6,500	6,500	6,500	6,700	200	3.08%
01400145-050311	Operating Supplies	1,963	1,500	1,500	2,000	2,000	500	33.33%
01400145-050361	Office Supplies	1,223	4,000	4,000	3,000	3,000	(1,000)	-25.00%
	<b>Engineering Services</b>	<b>1,063,347</b>	<b>1,338,766</b>	<b>1,338,766</b>	<b>1,257,210</b>	<b>1,269,056</b>	<b>(69,710)</b>	<b>-5.21%</b>
01400147-050001	Public Works Salaries	521,271	561,714	561,714	611,514	624,879	63,165	11.25%
01400147-050002	Overtime	10,585	10,000	10,000	15,000	15,000	5,000	50.00%
01400147-050004	Temp/Seasonal Wages	-	20,000	20,000	15,000	15,000	(5,000)	-25.00%
01400147-050101	Health Insurance	146,528	181,163	181,163	171,521	171,521	(9,642)	-5.32%
01400147-050102	Dental Insurance	7,123	8,551	8,551	7,292	7,292	(1,259)	-14.72%
01400147-050103	Life Insurance	1,085	1,179	1,179	1,179	1,179	-	0.00%
01400147-050104	Payroll Taxes	39,614	42,971	42,971	46,781	47,803	4,832	11.24%
01400147-050105	MERS Defined Benefit	104,599	121,218	121,218	126,706	131,725	10,507	8.67%
01400147-050106	MERS Defined Contribution	5,227	5,885	5,885	6,115	6,249	364	6.19%
01400147-050210	Dues & Subscriptions	489	500	500	500	500	-	0.00%
01400147-050212	Conferences & Training	478	1,500	1,500	1,500	1,500	-	0.00%
01400147-050225	Contract Services	244	300	300	2,000	2,000	1,700	566.67%
01400147-050271	Gasoline & Vehicle Maint.	161,553	150,000	150,000	165,430	169,401	169,401	112.93%
01400147-050311	Operating Supplies	4,137	5,000	5,000	5,000	5,000	-	0.00%
01400147-050313	Medical Supplies	455	500	500	1,000	1,000	500	100.00%
01400147-050320	Uniforms & Protective Gear	1,759	2,000	2,000	4,000	4,000	2,000	100.00%
01400147-050340	Road Supplies	23,756	35,000	35,000	35,000	35,000	-	0.00%
01400147-050341	Sidewalk Supplies	6,958	15,000	15,000	15,000	15,000	-	0.00%
01400147-050345	Building Materials	990	1,000	1,000	1,000	1,000	-	0.00%
01400147-050361	Office Supplies	1,440	2,500	2,500	2,500	2,500	-	0.00%
	<b>Public Works</b>	<b>1,038,291</b>	<b>1,165,981</b>	<b>1,165,981</b>	<b>1,234,038</b>	<b>1,257,549</b>	<b>91,568</b>	<b>7.85%</b>
01400148-050001	Traffic Salaries	42,336	110,345	110,345	122,602	124,137	13,792	12.50%
01400148-050002	Overtime	138	3,500	3,500	3,500	3,500	-	0.00%
01400148-050101	Health Insurance	19,588	42,698	42,698	44,437	44,436	1,738	4.07%
01400148-050102	Dental Insurance	961	2,050	2,050	1,962	1,962	(88)	-4.29%
01400148-050103	Life Insurance	121	250	250	250	250	-	0.00%
01400148-050104	Payroll Taxes	3,086	8,441	8,441	9,379	9,496	1,055	12.50%
01400148-050105	MERS Defined Benefit	8,581	23,812	23,812	25,403	26,168	2,356	9.89%
01400148-050106	MERS Defined Contribution	404	1,103	1,103	1,226	1,241	138	12.51%
01400148-050271	Gasoline & Vehicle Maint.	7,695	9,751	9,751	9,985	10,225	474	4.86%



CITY OF NEWPORT, RHODE ISLAND  
 FY2024 ADOPTED AND FY2025 PROPOSED BUDGETS  
 GENERAL FUND EXPENDITURES

ACCT NUMBER	ACCOUNT NAME	2022	2023	2023	2024	2025	2-Year	2-Year
		ACTUAL RESULTS	ADOPTED BUDGET	PROJECTED RESULTS	ADOPTED BUDGET	PROPOSED BUDGET	Dollar Change	Percentage Change
01400148-050275	Repair & Maint. Equipment	2,324	10,000	10,000	10,000	10,000	-	0.00%
01400148-050311	Operating Supplies	23,750	40,000	40,000	40,000	40,000	-	0.00%
01400148-050320	Uniform & Protective Gear	200	500	500	1,000	1,000	500	100.00%
01400148-050345	Building Materials	497	8,000	8,000	8,000	8,000	-	0.00%
	<b>Traffic Control</b>	<b>109,681</b>	<b>260,450</b>	<b>260,450</b>	<b>277,744</b>	<b>280,415</b>	<b>19,965</b>	<b>7.67%</b>
01400149-050104	Payroll Taxes	2,569	-	-	-	-	-	0.00%
01400149-050002	Overtime	34,565	40,000	40,000	50,000	50,000	10,000	25.00%
01400149-050305	Water Charges	334	2,000	2,000	2,000	2,000	-	0.00%
01400149-050306	Electricity	182	2,000	2,000	2,000	2,000	-	0.00%
01400149-050311	Operating Supplies	1,111	5,000	5,000	5,000	5,000	-	0.00%
01400149-050340	Road Supplies	138,168	120,000	120,000	135,000	135,000	15,000	12.50%
01400149-050350	Equipment Parts	5,356	1,500	1,500	5,000	5,000	3,500	233.33%
	<b>Snow Removal</b>	<b>182,285</b>	<b>170,500</b>	<b>170,500</b>	<b>199,000</b>	<b>199,000</b>	<b>28,500</b>	<b>16.72%</b>
01400150-050001	Facilities Salaries	460,687	614,284	614,284	661,809	675,430	61,146	9.95%
01400150-050002	Overtime	5,243	6,000	6,000	6,000	6,000	-	0.00%
01400150-050004	Temp/Seasonal Wages	19,995	10,000	10,000	10,000	10,000	-	0.00%
01400150-050101	Health Insurance	107,559	175,286	175,286	147,315	147,315	(27,971)	-15.96%
01400150-050102	Dental Insurance	5,661	8,666	8,666	7,313	7,313	(1,353)	-15.61%
01400150-050103	Life Insurance	864	1,313	1,313	1,188	1,188	(125)	-9.52%
01400150-050104	Payroll Taxes	36,035	46,876	46,876	50,628	51,670	4,794	10.23%
01400150-050105	MERS Defined Benefit	94,029	133,048	133,048	137,127	142,382	9,334	7.02%
01400150-050106	MERS Defined Contribution	4,453	6,128	6,128	6,618	6,754	626	10.22%
01400150-050210	Dues & Subscriptions	481	500	500	500	500	-	0.00%
01400150-050212	Conf. & Training	-	1,000	1,000	1,000	1,000	-	0.00%
01400150-050225	Contract Services	106,366	90,000	90,000	120,000	120,000	30,000	33.33%
01400150-050239	Liability Insurance	228,133	239,000	239,000	258,983	284,881	45,881	19.20%
01400150-050271	Gasoline & Vehicle Maint	88,737	70,000	70,000	90,867	93,047	23,047	32.92%
01400150-050275	Repair & Maint., Fac/Equip	11,812	40,000	40,000	40,000	40,000	-	0.00%
01400150-050304	Heating Oil	880	1,000	1,000	1,000	1,000	-	0.00%
01400150-050305	Water Charge	11,192	12,000	12,000	12,000	12,000	-	0.00%
01400150-050306	Electricity	60,409	75,000	75,000	75,000	75,000	-	0.00%
01400150-050307	Natural Gas	23,493	25,000	25,000	26,000	26,000	1,000	4.00%
01400150-050311	Operating Supplies	12,719	17,500	17,500	17,500	17,500	-	0.00%
01400150-050320	Uniforms and Protective Gear	887	2,000	2,000	4,000	4,000	2,000	100.00%
01400150-050345	Building Materials	15,888	20,000	20,000	25,000	25,000	5,000	25.00%
01400150-050361	Office Supplies	342	1,500	1,500	1,500	1,500	-	0.00%
	<b>Facilities Management</b>	<b>1,295,865</b>	<b>1,596,101</b>	<b>1,596,101</b>	<b>1,701,348</b>	<b>1,749,480</b>	<b>153,379</b>	<b>9.61%</b>



CITY OF NEWPORT, RHODE ISLAND  
 FY2024 ADOPTED AND FY2025 PROPOSED BUDGETS  
 GENERAL FUND EXPENDITURES

ACCT NUMBER	ACCOUNT NAME	2022	2023	2023	2024	2025	2-Year	2-Year
		ACTUAL RESULTS	ADOPTED BUDGET	PROJECTED RESULTS	ADOPTED BUDGET	PROPOSED BUDGET	Dollar Change	Percentage Change
01400151-050001	Parks,Grounds, Forestry Salaries	588,657	725,923	725,923	776,685	791,723	65,800	9.06%
01400151-050002	Overtime	17,670	17,500	17,500	20,000	20,000	2,500	14.29%
01400151-050004	Temp/Seasonal Wages	83,150	70,000	70,000	85,000	85,000	15,000	21.43%
	Park Ranger Program	-	-	-	50,000	50,000	50,000	100.00%
01400151-050101	Health Insurance	166,924	227,906	227,906	166,536	166,536	(61,370)	-26.93%
01400151-050102	Dental Insurance	7,180	11,415	11,415	8,918	8,918	(2,497)	-21.87%
01400151-050103	Life Insurance	1,110	1,563	1,563	1,313	1,313	(250)	-15.99%
01400151-050104	Payroll Taxes	50,947	55,533	55,533	59,416	60,567	5,034	9.06%
01400151-050105	MERS Defined Benefit	120,722	156,654	156,654	160,929	166,895	10,241	6.54%
01400151-050106	MERS Defined Contribution	3,489	8,500	8,500	8,506	8,671	171	2.01%
01400151-050210	Dues & Subscriptions	814	1,100	1,100	1,100	1,100	-	0.00%
01400151-050212	Conf. & Training	2,128	2,500	2,500	3,000	3,000	500	20.00%
01400151-050225	Contract Services	18,889	34,000	34,000	34,000	34,000	-	0.00%
01400151-050271	Gasoline & Vehicle Maint	88,737	75,000	75,000	90,867	93,047	18,047	24.06%
01400151-050275	Repair & Maint., Fac/Equip	20,609	23,000	23,000	24,000	24,000	1,000	4.35%
01400151-050311	Operating Supplies	17,037	17,500	17,500	20,000	20,000	2,500	14.29%
01400151-050320	Uniforms and Protective Gear	1,996	2,000	2,000	4,000	4,000	2,000	100.00%
01400151-050330	Landscape Supplies	3,515	6,000	6,000	6,000	6,000	-	0.00%
01400151-050335	Chemicals	444	1,400	1,400	1,500	1,500	100	7.14%
01400151-050345	Building Materials	15,115	12,000	12,000	15,000	15,000	3,000	25.00%
01400151-050347	Grounds Maintenance Supplies	634	2,000	2,000	2,500	2,500	500	0.00%
01400151-050350	Equipment Parts	1,529	10,000	10,000	5,000	5,000	(5,000)	-50.00%
01400151-050361	Office Supplies	1,406	1,500	1,500	1,500	1,500	-	0.00%
01400151-050370	Mutt Mitt Supplies	17,490	20,000	20,000	25,000	25,000	5,000	25.00%
	<b>Parks, Grounds, Forestry Gro</b>	<b>1,230,192</b>	<b>1,482,994</b>	<b>1,482,994</b>	<b>1,570,770</b>	<b>1,595,270</b>	<b>112,276</b>	<b>7.57%</b>
01400153-050275	Repair & Maint., Equipment	59,933	75,000	75,000	75,000	75,000	-	0.00%
01400153-050306	Electricity	701,793	800,000	800,000	300,000	300,000	(500,000)	-62.50%
01400153-050315	Net metering credits	-	(200,000)	(200,000)	-	-	200,000	-100.00%
01400153-050307	Natural Gas	21,160	22,000	22,000	22,000	22,000	-	0.00%
	<b>Street Lighting</b>	<b>782,886</b>	<b>697,000</b>	<b>697,000</b>	<b>397,000</b>	<b>397,000</b>	<b>(300,000)</b>	<b>-43.04%</b>
01400154-050001	Street Cleaning Salaries	103,024	109,046	109,046	119,544	121,214	12,168	11.16%
01400154-050002	Overtime	750	2,000	2,000	2,000	2,000	-	0.00%
01400154-050003	Holiday Pay	2,574	2,400	2,400	2,800	3,000	600	25.00%
01400154-050101	Health Insurance	28,832	42,698	42,698	44,437	44,437	1,739	4.07%
01400154-050102	Dental Insurance	1,366	2,050	2,050	1,962	1,962	(88)	-4.29%
01400154-050103	Life Insurance	124	250	250	250	250	-	0.00%
01400154-050104	Payroll Taxes	8,682	8,342	8,342	9,145	9,273	931	11.16%
01400154-050105	MERS Defined Benefit	21,541	23,532	23,532	24,770	25,552	2,020	8.58%
01400154-050106	MERS Defined Contribution	467	488	488	1,195	1,212	724	148.36%
01400154-050225	Sweep Disposal	-	6,000	6,000	8,000	8,000	2,000	33.33%
01400154-050271	Gasoline & Vehicle Maint.	31,445	30,000	30,000	32,200	32,972	2,972	9.91%
01400154-050311	Operating Supplies	1,086	2,500	2,500	2,500	2,500	-	0.00%
01400154-050320	Uniforms & Protective Gear	354	500	500	1,000	1,000	500	100.00%
	<b>Street Cleaning</b>	<b>200,245</b>	<b>229,806</b>	<b>229,806</b>	<b>249,803</b>	<b>253,372</b>	<b>23,566</b>	<b>10.25%</b>
01400155-050001	Solid Waste Salaries	56,321	59,291	59,291	63,692	65,702	6,411	10.81%
01400155-050002	Overtime	2,981	5,000	5,000	5,000	5,000	-	0.00%
01400155-050004	Temp/Seasonal Wages	15,560	35,000	35,000	35,000	35,000	-	0.00%
01400155-050101	Health Insurance	17,848	17,790	17,790	14,216	14,216	(3,574)	-20.09%
01400155-050102	Dental Insurance	621	854	854	594	594	(260)	-30.44%
01400155-050103	Life Insurance	109	104	104	105	105	1	0.96%
01400155-050104	Payroll Taxes	5,585	5,793	5,793	4,872	5,026	(767)	-13.24%
01400155-050105	MERS Defined Benefit	11,989	12,795	12,795	13,197	13,850	1,055	8.25%
01400155-050106	MERS Defined Contribution	568	593	593	637	657	64	10.79%
01400155-050205	Copying & Binding	67	1,000	1,000	-	-	(1,000)	-100.00%
01400155-050212	Conferences & Training	-	500	500	1,000	1,000	500	100.00%
01400155-050250	City Street/Park Barrels	215,785	258,500	618,500	635,000	655,000	396,500	153.38%
01400155-050253	Yard Waste Composting	233,159	269,500	304,500	350,000	370,000	100,500	37.29%
01400155-050256	Refuse Collection	658,138	748,000	838,000	860,000	885,000	137,000	18.32%
01400155-050257	Refuse Disposal	265,932	340,000	365,000	425,000	460,000	120,000	35.29%
01400155-050258	Recycling - Collection	631,566	704,000	769,000	790,000	810,000	106,000	15.06%



CITY OF NEWPORT, RHODE ISLAND  
 FY2024 ADOPTED AND FY2025 PROPOSED BUDGETS  
 GENERAL FUND EXPENDITURES

ACCT NUMBER	ACCOUNT NAME	2022	2023	2023	2024	2025	2-Year	2-Year
		ACTUAL RESULTS	ADOPTED BUDGET	PROJECTED RESULTS	ADOPTED BUDGET	PROPOSED BUDGET	Dollar Change	Percentage Change
01400155-050259	Bulky Waste Disposal	18,215	26,250	26,250	30,000	30,000	3,750	14.29%
01400155-050271	Gasoline & Vehicle Maint.	5,341	8,655	8,655	5,469	5,600	(3,055)	-35.30%
01400155-050311	Operating Supplies	26,944	10,000	10,000	10,000	10,000	-	0.00%
01400155-050320	Uniforms & Protective Gear	200	500	500	1,000	1,000	500	100.00%
01400155-050361	Office Supplies	77	500	500	500	500	-	0.00%
01400155-050374	Graffiti Mitigation	525	3,000	3,000	3,000	3,000	-	0.00%
	<b>Solid Waste Collect/Disp</b>	<b>2,167,531</b>	<b>2,507,625</b>	<b>3,082,625</b>	<b>3,248,282</b>	<b>3,371,250</b>	<b>863,625</b>	<b>34.44%</b>
01400143-050001	Recreation Salaries	296,963	302,779	302,779	317,738	329,702	26,923	8.89%
01400143-050002	Overtime	2,749	4,000	4,000	3,000	3,000	(1,000)	-25.00%
01400143-050004	Temp/Seasonal	123,504	125,000	125,000	135,000	140,000	15,000	12.00%
01400143-050101	Health Insurance	77,353	84,013	84,013	87,596	87,595	3,582	4.26%
01400143-050102	Dental Insurance	3,921	4,100	4,100	3,924	3,924	(176)	-4.29%
01400143-050103	Life Insurance	371	500	500	500	500	-	0.00%
01400143-050104	Payroll Taxes	32,785	23,163	23,163	35,307	37,222	14,059	60.70%
01400143-050105	MERS Defined Benefit	60,978	65,340	65,340	65,835	69,501	4,161	6.37%
01400143-050106	MERS Defined Contribution	2,095	3,442	3,442	3,177	3,297	(145)	-4.21%
01400143-050120	Bank Fees	7,686	10,000	10,000	8,000	8,000	(2,000)	-20.00%
01400143-050210	Dues & Subscriptions	832	1,000	1,000	1,000	1,000	-	0.00%
01400143-050212	Conf. & Training	-	1,000	1,000	3,000	3,000	2,000	200.00%
01400143-050225	Contract Services	8,415	10,000	10,000	10,000	10,000	-	0.00%
01400143-050226	Software Maintenance Fee	2,975	3,000	3,000	3,300	3,300	300	10.00%
01400143-050239	Liability Insurance	3,944	4,045	4,045	4,384	4,822	777	19.21%
01400143-050271	Gasoline & Vehicle Maint.	6,058	6,500	6,500	6,203	6,352	(148)	-2.28%
01400143-050305	Water Charge	20,429	30,900	30,900	35,000	35,000	4,100	13.27%
01400143-050306	Electricity	20,406	20,000	20,000	20,000	20,000	-	0.00%
01400143-050307	Natural Gas	11,398	12,000	12,000	12,000	12,000	-	0.00%
01400143-050309	Household Supplies	6,249	5,000	5,000	5,000	5,000	-	0.00%
01400143-050311	Operating Supplies	1,928	5,000	5,000	4,000	4,000	(1,000)	-20.00%
01400143-050334	Recreation Programs	56,250	65,000	65,000	60,000	60,000	(5,000)	-7.69%
01400143-050350	Equipment Parts	5,952	5,000	5,000	7,500	7,500	2,500	50.00%
01400143-050361	Office Supplies	573	1,000	1,000	1,500	1,500	-	0.00%
	<b>Recreation</b>	<b>753,814</b>	<b>791,782</b>	<b>791,782</b>	<b>832,964</b>	<b>856,215</b>	<b>64,433</b>	<b>8.14%</b>
01400144-050002	Overtime	17,367	15,000	15,000	20,000	20,000	5,000	33.33%
01400144-050004	Temp/Seasonal Wages	466,912	440,000	440,000	455,000	470,000	30,000	6.82%
01400144-050010	Special Detail Pay	17,744	20,000	20,000	20,000	20,000	-	0.00%
01400144-050104	Payroll Taxes	37,046	34,000	34,000	37,000	38,000	4,000	11.76%
01400144-050120	Bank Fees	19,898	25,000	25,000	20,000	20,000	(5,000)	-20.00%
01400144-050207	Legal Advertisement	-	1,000	1,000	-	-	(1,000)	-100.00%
01400144-050212	Conferences & Training	1,252	1,750	1,750	2,500	2,500	750	42.86%
01400144-050223	Carousel	195	2,500	2,500	2,500	2,500	-	0.00%
01400144-050224	Rotunda Expense	2,990	2,500	2,500	2,500	2,500	-	0.00%
01400144-050225	Contract Services	95,313	75,000	75,000	100,000	100,000	25,000	33.33%
01400144-050226	Software Maintenance Fees	2,975	3,000	3,000	3,300	3,300	300	10.00%
01400144-050231	Seaweed Removal	1,316	2,000	2,000	2,000	2,000	-	0.00%
01400144-050239	Liability Insurance	17,987	18,450	18,175	19,785	21,764	3,314	17.96%
01400144-050260	Rental Equip & Facilities	4,882	5,000	5,000	7,500	7,500	2,500	50.00%
01400144-050271	Gasoline & Vehicle Maintenance	14,480	18,000	18,000	14,828	15,183	(2,817)	-15.65%
01400144-050275	Repair & Maintenance of Property	12,186	35,000	35,000	50,000	60,000	25,000	71.43%
01400144-050305	Water Charge	33,904	42,000	35,000	37,500	40,000	(2,000)	-4.76%
01400144-050306	Electricity	1,138	5,000	2,000	2,000	4,000	(1,000)	-20.00%
01400144-050307	Natural Gas	5,227	7,000	7,000	7,000	7,000	-	0.00%
01400144-050309	Household Supplies	12,628	10,000	10,000	10,000	10,000	-	0.00%
01400144-050311	Operating Supplies	8,543	10,000	10,000	12,500	15,000	5,000	50.00%
01400144-050313	Medical Supplies	981	1,000	1,000	2,000	1,500	500	50.00%
01400144-050320	Uniforms & Protective Gear	5,696	3,000	3,000	4,000	4,000	1,000	33.33%
01400144-050345	Building Materials	2,200	1,000	1,000	1,000	1,000	-	0.00%
01400144-050361	Office Supplies	563	500	500	500	500	-	0.00%
	<b>Easton's Beach</b>	<b>783,726</b>	<b>778,200</b>	<b>767,925</b>	<b>833,913</b>	<b>868,747</b>	<b>90,547</b>	<b>11.64%</b>
<b>TOTAL PUBLIC SERVICES</b>		<b>10,232,558</b>	<b>11,558,545</b>	<b>12,123,270</b>	<b>12,450,258</b>	<b>12,853,952</b>	<b>1,295,407</b>	<b>11.21%</b>

# DEPARTMENT OF PLANNING & DEVELOPMENT

The Mission of the Department of Planning and Development, is to address community and economic development on behalf of the City of Newport.

The Department is responsible for improvement in the economic well-being and quality of life in Newport by creating and/or retaining jobs and supporting or growing incomes and the tax base through the planning and implementation of both small- and large-scale development programs, including community development housing, Community Development Block Grants, as well as large scale redevelopment projects such as Innovate Newport and the North End redevelopment.

Department of Planning and Development – responsible for community and economic development programming and activities. These activities generally include expanding and diversifying the commercial base, creating employment opportunities, researching and identifying grant funding, ensuring compliance with state and federal regulations, administration of the housing rehabilitation loan program, Community Development Block Grant (CDBG) administration (competitive grant application, project development, fiscal management, and supervision of activities, programs and sub-grant accomplishments). The Department provides support for the Planning Board.

Historic Preservation – The Department supports the City's Historic District Commission, which is responsible for overseeing development within the City's Historic Districts.

*The Department of Planning and Development utilizes 0.71% (0.56% in FY23; 0.49% in FY22) of the FY 24 City services budget to operate. Per capita cost to citizens (per 2020 census) is budgeted at \$31.6019.84*  
Zoning Division – responsible for all zoning and historic district enforcement, project review and approval, support for the Zoning Board, and the abatement of nuisance and noise problems within the city. Staff issues violations and citations and they represent the Division before Municipal Court. Staff also works closely with the Police including the Community Oriented Police officers.

*The Zoning Division utilizes 0.45 (0.43% in FY23; 0.40% in FY22) of the FY24 City services budget to operate. Per capita cost to citizens (per 2020 census) is budgeted at \$19.84.*



# DEPARTMENT OF PLANNING and DEVELOPMENT

## FY 2023 Short-term goals, measures & status:

Goal #1: Develop and coordinate long and short-range plans and efforts for the community that embrace and encourage diverse and innovative growth and development, stewardship of the City’s natural resources, and foster an enhanced quality of life for all residents.

Measure #1: Continue coordination with RIDOT for the Pell Bridge Realignment Project to improve upon the transportation system and provide development opportunities within 5 years.

PERFORMANCE MEASURES	FY2021 TARGET	FY2021 ACTUAL	FY2022 ACTUAL	FY2023 ACTUAL
Percent of the Pell Bridge realignment project design completed	100%	95%	100%	100%
Percent of the Pell Bridge realignment project Construction completed by 2024	0%	0%	20%	60%

Measure #2: Continue coordination with Statewide Planning for the successful completion of the city’s comprehensive Transportation Master Plan.

PERFORMANCE MEASURES	FY2021 ACTUAL	FY2022 ACTUAL	FY2023 ACTUAL
Percent of the Transportation Master Plan completed by end FY2023	25%	45%	95%

Measure #3: Draft updates of ordinances, programs, regulations, and application procedures.

PERFORMANCE MEASURES	FY2021 ACTUAL	FY2022 ACTUAL	FY2023 ACTUAL
Percent of the Planning Board’s Development Review Regulations completed by end FY2022	50%	50%	50%

PERFORMANCE MEASURES	FY2021 ACTUAL	FY2022 ACTUAL	FY2023 ACTUAL
Percent of Zoning updated in accordance with the Future Land Use Map as illustrated in the 2017 Comprehensive Plan by end FY2024	50%	75%	100%



## DEPARTMENT OF PLANNING and DEVELOPMENT

### FY 2023 Short-term goals, measures & status (continued):

Measure #4 Provide for development in the City’s North End in accordance with the North End Urban Plan and the associated Design Standards

PERFORMANCE MEASURES	FY2021 ACTUAL	FY2022 ACTUAL	FY2023 ACTUAL
Percent of City's North End developed in accordance with the North End Urban Plan and the associated Design Standards by end FY2026	5%	5%	10%



Assoc. Council Tactical Priority Area: Providing an economically thriving and financially sound community for all its citizens and a supportive environment for business and visitors

Goal #2: Support the acquisition of land made available by the Pell Bridge ramp realignment and the Navy Hospital site, with development plans for their future use in accordance with the North End Urban Plan.

Measure #1: Develop disposition process and potential private partnerships.

PERFORMANCE MEASURES	FY2021 ACTUAL	FY2022 ACTUAL	FY2023 ACTUAL
Percent of disposition process and potential partnership developed by end FY2026	10%	10%	25%



Assoc. Council Tactical Priority Area: Providing an economically thriving and financially sound community for all its citizens and a supportive environment for business and visitors

Goal #3: Develop and coordinate long and short-range plans and efforts for the community and review and make recommendations for proposed plans and development to promote Newport as a resilient community.

## DEPARTMENT OF PLANNING and DEVELOPMENT

### FY 2023 Short-term goals, measures & status (continued):

Measure #1: Continued submission of the National Flood Insurance Program’s Community Rating Service (CRS)’s application materials. Coordinate with Rhode Island FEMA representative as necessary. Continue with material updates and outreach programs per program requirements in preparation for program renewal requirements.

PERFORMANCE MEASURES	FY2021 ACTUAL	FY2022 ACTUAL	FY2023 ACTUAL
Percent of ongoing material updates and outreach programs per program requirements in preparation for program renewal requirements	100%	100%	100%

*The CRS requires annual updates*

Measure #2: Complete update of the City’s Natural Hazard Mitigation Plan.

PERFORMANCE MEASURES	FY2021 ACTUAL	FY2022 ACTUAL	FY2023 ACTUAL
Percent of update of the City’s Natural Hazard Mitigation Plan completed by end FY2023	60%	80%	100%



Assoc. Council Tactical Priority Area: Providing an economically thriving and financially sound community for all its citizens and a supportive environment for business and visitors

Goal #3: To proactively guide historic preservation within the community through the use of the Historic District Commission and Zoning & Inspections Staff and expedite approvals where possible.

Measure #1: Percentage of historic district projects that engage the Preservation Planner prior to the submittal of the Historic District Commission (HDC) application.

PERFORMANCE MEASURES	FY2019 ACTUAL	FY2020 ACTUAL	FY2021 ACTUAL	FY2022 ACTUAL	FY2023 ACTUAL
Percentage of projects engaging the Historic District Planner prior to the submittal of the HDC application.	100%	100%	100%	100%	100%



# DEPARTMENT OF BUILDING INSPECTIONS

## FY 2023 Short-term goals, measures & status (continued):

Measure #2: Percentage of Historic District Commission applications that are accepted and deemed complete and ready for review.

PERFORMANCE MEASURES	FY2019 ACTUAL	FY2020 ACTUAL	FY2021 ACTUAL	FY2022 ACTUAL	FY2023 ACTUAL
Percentage of HDC applications that are accepted and deemed complete and ready for review.	95%	97%	90%	90%	90%

Assoc. Council Mission Statements:



to deliver quality and cost effective municipal services to our residents, businesses, institutions and visitors that result in the highest achievable levels of customer satisfaction



to promote and foster outstanding customer service for all who come in contact with the City

Associated Council Objectives:

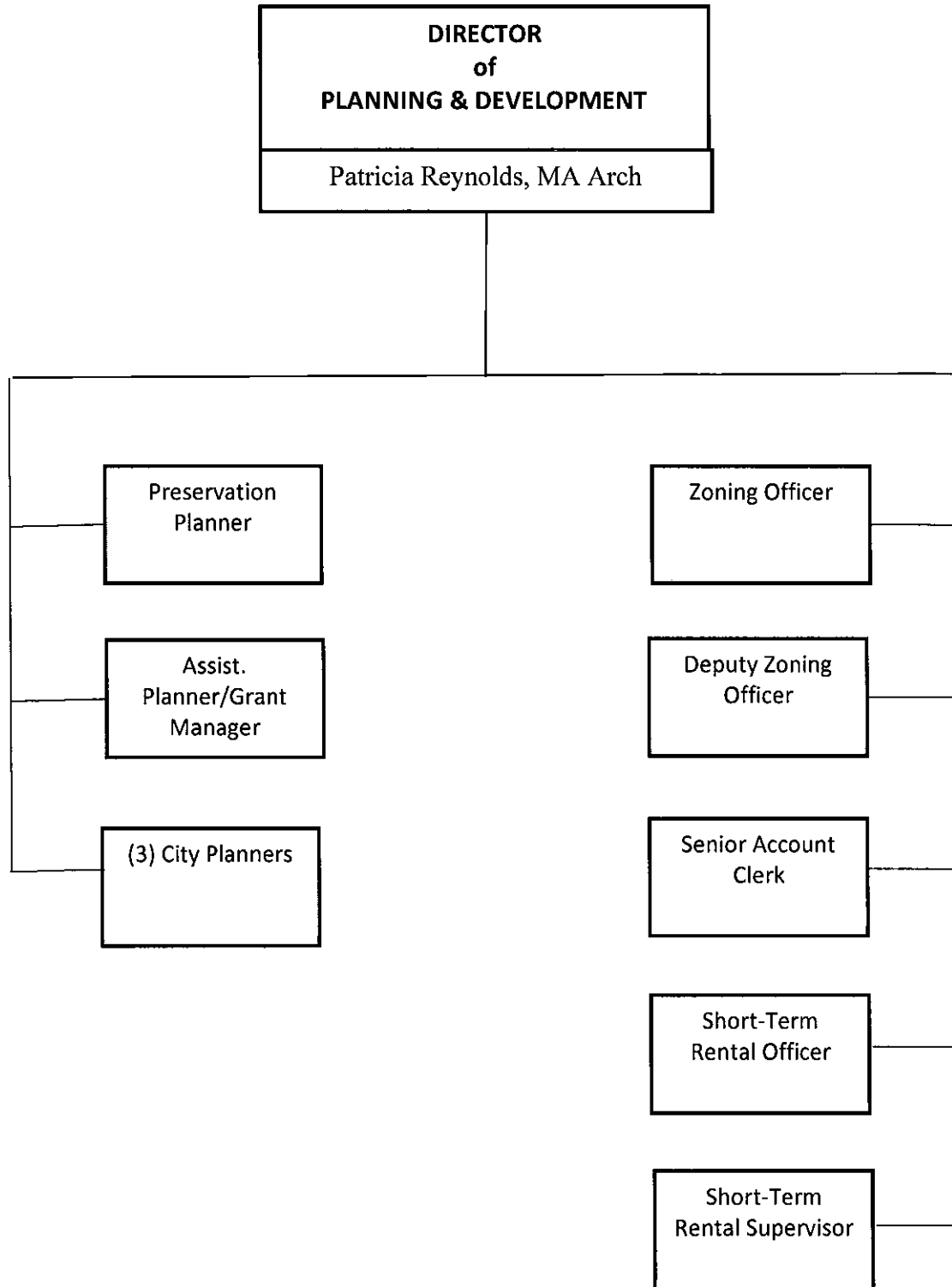


to provide high quality services to residents, taxpayers and visitors.

**With the exceptions of completed Goal #1, Measure 3b and Goal #3, Measure 2, the Goals and Measures for FY2023 continue to apply  
There are no new Goals or Measures for FY2024 or FY2025**

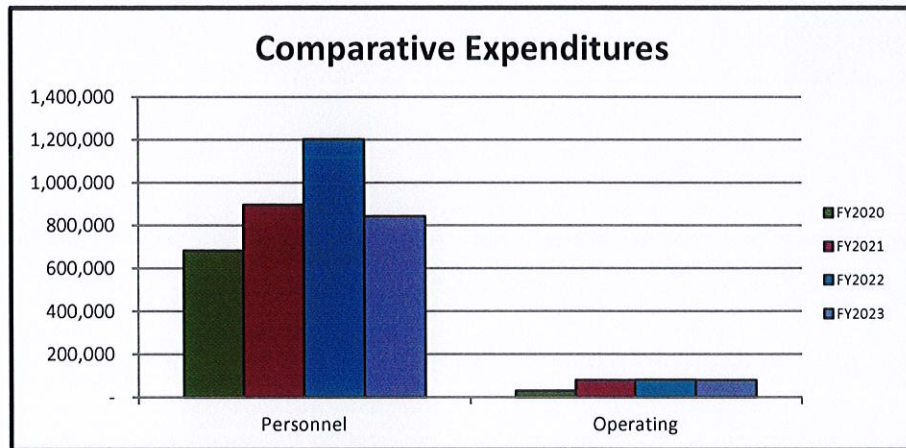


# DEPARTMENT OF PLANNING AND DEVELOPMENT



**PLANNING & DEVELOPMENT  
BUDGET SUMMARY**

<b>EXPENDITURES</b>	<b>FY 21-22 ACTUAL</b>	<b>FY 22-23 ADOPTED</b>	<b>FY 22-23 PROJECTED</b>	<b>FY 23-24 ADOPTED</b>	<b>FY 24-25 PROPOSED</b>
SALARIES	\$ 522,907	\$ 638,035	\$ 638,035	\$ 915,558	\$ 561,679
FRINGE BENEFITS	159,495	258,940	258,940	287,083	280,898
PURCHASED SERVICES	29,784	70,700	71,700	71,700	71,600
INTERNAL SERVICES	-	-	-	-	-
SUPPLIES & MATERIALS	(735)	9,500	12,000	9,250	7,500
OTHER	2,348	3,400	3,400	1,300	1,300
CAPITAL OUTLAY	11,600	11,600	11,600	9,550	9,550
<b>TOTAL</b>	<b>\$ 725,399</b>	<b>\$ 992,175</b>	<b>\$ 995,675</b>	<b>\$ 1,294,441</b>	<b>\$ 932,527</b>

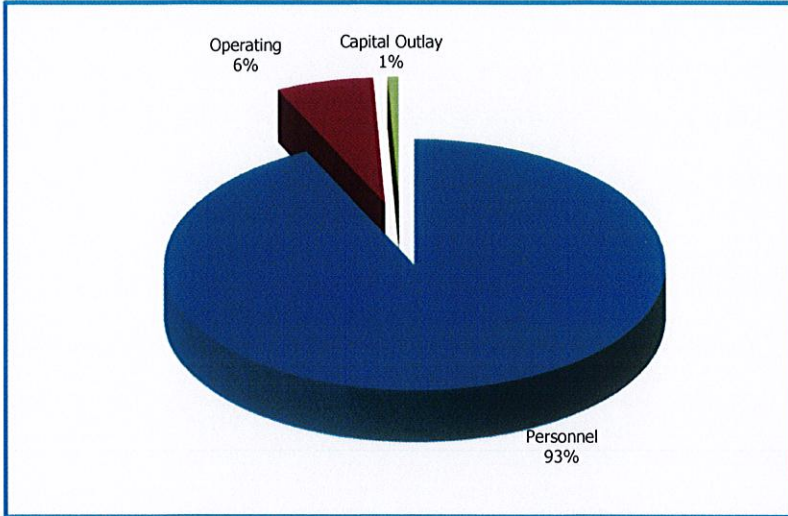


**REVENUES**

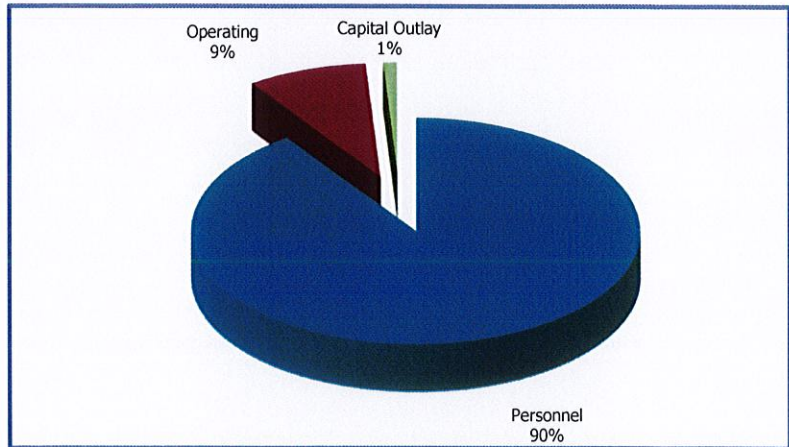
ACCT NO.	ACCT TITLE					
45648	Board of Appeals	39,454	40,000	40,000	40,000	40,000
45650	HDC Application Fee	28,000	40,000	30,000	30,000	30,000
<b>TOTAL</b>		<b>67,454</b>	<b>80,000</b>	<b>70,000</b>	<b>70,000</b>	<b>70,000</b>
<b>BALANCE</b>		<b>657,945</b>	<b>912,175</b>	<b>925,675</b>	<b>1,224,441</b>	<b>862,527</b>

**Planning & Development**

**FY 2024 Adopted Expenditures \$1,294,441**



**FY 2025 Proposed Expenditures \$932,527**





**FUNCTION: Planning**  
**DEPARTMENT: Planning & Development**  
**DIVISION OR ACTIVITY: Planning**

**BUDGET COMMENTS:**

The newly defined Department of Planning & Development is adopted with an increase of \$211,396 (36.21%) over the next two years. most exclusively to the addition of two (2) additional city planners. Other increases include \$24,800 (60.78% in purchased services, \$3,000 (66.67%) in supplies and \$1,050 (32.81%) in transfer to equipment replacement.

**PROGRAM:**

The Department of Planning & Economic Development is responsible for seeking improvement in the economic well-being and quality of life in Newport by creating and/or retaining jobs and supporting or growing incomes and tax base through the planning and implementation of both small and large scale development projects. This department is also responsible for the creation, curation, and dissemination of City related data and maps.

This department is also responsible for the development and administration of the City's planning activities. These activities generally include the following: development and review of various land use control measures, special studies and reports on development activities for private and publicly owned properties, preparation and submission of applications for federal and state grants, and comprehensive, master, and neighborhood planning.

**OBJECTIVES:**

To make Newport a healthy, prosperous and desirable living community providing for a lifestyle that attracts a broad spectrum of residents and fosters a steady rate of economic development; To create more user-friendly and transparent availability of public information, and provide data support to allow better decision making capabilities by Newport's policy makers.

To ensure that the development, redevelopment and/or rehavilitation of private properties and/or groups of properties promote the health, safety and welfare of the citizens of Newport.

**SERVICES AND PRODUCTS:**

- Economic Development
- Informational services regarding data, plans, procedures, programs, grants, etc.
- Monitor and recommend City's growth patterns
- Coordination with Planning Board Meetings

**COST CENTER 01600312: PLANNING**

TITLE	FY 21-22 ACTUAL	FY 22-23 ADOPTED	FY 22-23 PROJECTED	FY 23-24 PROPOSED	FY 24-25 PROPOSED
SALARIES	\$ 244,399	\$ 357,673	\$ 357,673	\$ 557,008	\$ 360,644
FRINGE BENEFITS	81,028	176,772	176,772	157,633	165,285
PURCHASED SERVICES	2,354	40,800	41,800	65,700	65,600
INTERNAL SERVICES	-	-	-	-	-
SUPPLIES & MATERIALS	(3,847)	4,500	7,000	9,250	7,500
OTHER		800	800	1,300	1,300
CAPITAL OUTLAY	3,200	3,200	3,200	4,250	4,250
	<b>\$ 327,134</b>	<b>\$ 583,745</b>	<b>\$ 587,245</b>	<b>\$ 795,141</b>	<b>\$ 604,579</b>

PERSONNEL CLASSIFICATION	GRADE	AUTH FY 21-22	AUTH FY 22-23	MID-YEAR FY 22-23	ADOPTED FY 23-24	PROPOSED FY 24-25
Dir. of Planning & Eco Dev.	S12	1.0	1.0	1.0	1.0	1.0
Assistant Planner/Grant Man	N03	0.0	1.0	1.0	1.0	1.0
City Planner	N05	1.0	1.0	1.0	3.0	3.0
Preservation Planner	N05	2.0	2.0	2.0	1.0	1.0
<b>Total Positions</b>		<b>4.0</b>	<b>5.0</b>	<b>5.0</b>	<b>6.0</b>	<b>6.0</b>

**FUNCTION: Zoning**  
**DEPARTMENT: Planning and Development**  
**DIVISION OR ACTIVITY: Zoning Enforcement**

**BUDGET COMMENTS:**

This redefined cost center has an adopted increase of \$90,870 (22.25%) over the next two years, due to a shift in personnel between inspections and zoning and the addition of a short-term rental officer and a short-term rental supervisor. Offsetting decreases include \$23,900 (-79.93%) in purchased services, \$5,000 (-100%) in operating supplies, \$3,100 (-36.90%) in transfer to equipment replacement and \$2,600 (-100%) in mileage.

**PROGRAM:**

The Zoning Division is responsible for all zoning enforcement activities, zoning interpretations and coordination of new development proposals to ensure zoning compliance. The program is actively involved with regulating nuisance and noise problems in the City. Staff issues violations and citations and they represent the division before municipal court. Staff also works closely with the Police including the Community Oriented Police officers.

**OBJECTIVES:**

To ensure that the development, redevelopment and/or rehabilitation of private properties and/or groups of properties promote the health, safety and welfare of the citizens of Newport, in accordance with the Newport Zoning Ordinance and related nuisance and noise ordinances; To work with the Zoning Board, Historic District Commission, Critical Area Review Board, and Municipal Court to effectuate the program.

**SERVICES AND PRODUCTS:**

- Staff assistance Zoning Board of Review, Historic District Commission & Critical Area Review Committee
- Citizen assistance with regard to zoning and nuisance issues.
- Enforcement of zoning and nuisance codes of the City of Newport.



**COST CENTER 01600313: ZONING ENFORCEMENT**

TITLE	FY 21-22 ACTUAL	FY 22-23 ADOPTED	FY 22-23 PROJECTED	FY 23-24 ADOPTED	FY 24-25 PROPOSED
SALARIES	\$ 278,508	\$ 280,362	\$ 280,362	\$ 358,550	\$ 201,035
FRINGE BENEFITS	78,467	82,168	82,168	129,450	115,613
PURCHASED SERVICES	27,430	29,900	29,900	6,000	6,000
SUPPLIES & MATERIALS	3,112	5,000	5,000	-	-
OTHER	2,348	2,600	2,600	-	-
CAPITAL OUTLAY	8,400	8,400	8,400	5,300	5,300
<b>COST CENTER TOTAL</b>	<b>\$ 398,265</b>	<b>\$ 408,430</b>	<b>\$ 408,430</b>	<b>\$ 499,300</b>	<b>\$ 327,948</b>

PERSONNEL CLASSIFICATION	GRADE	AUTH FY 21-22	AUTH FY 22-23	MID-YEAR FY 22-23	ADOPTED FY 23-24	PROPOSED FY 24-25
Zoning Officer	S07	1.0	1.0	1.0	1.0	1.0
Deputy Zoning Officer	N02	1.0	1.0	1.0	1.0	1.0
Short-Term Rental Officer	N01	0.0	0.0	0.0	1.0	1.0
Short-Term Rental Supervisor	S07	0.0	0.0	0.0	1.0	1.0
Sr. Account Clerk	U02	1.0	1.0	1.0	1.0	1.0
<b>Total Positions</b>		<b>3.0</b>	<b>3.0</b>	<b>3.0</b>	<b>5.0</b>	<b>5.0</b>

**CITY OF NEWPORT, RHODE ISLAND  
FY2024 ADOPTED AND FY2025 PROPOSED BUDGETS  
GENERAL FUND EXPENDITURES**

<u>ACCT NUMBER</u>	<u>ACCOUNT NAME</u>	<u>2022 ACTUAL EXPEND</u>	<u>2023 ADOPTED BUDGET</u>	<u>2023 PROJECTED RESULTS</u>	<u>2024 ADOPTED BUDGET</u>	<u>2025 PROPOSED BUDGET</u>	<u>2-Year Dollar Change</u>	<u>2-Year% Percentage Change</u>
01600312-050001	Plan Salaries	216,702	357,673	357,673	557,008	360,644	2,971	0.83%
01600312-050004	Temp/Seasonal Wages	27,697	-	-	-	-	-	0.00%
01600312-050101	Health Insurance	9,402	64,047	64,047	55,208	55,208	(8,839)	-13.80%
01600312-050102	Dental Insurance	1,482	4,100	4,100	2,274	2,274	(1,826)	-44.54%
01600312-050103	Life Insurance	152	500	500	584	584	84	16.80%
01600312-050104	Payroll Taxes	20,428	27,362	27,362	25,934	27,589	227	0.83%
01600312-050105	MERS Defined Benefit	47,322	77,186	77,186	70,243	76,024	(1,162)	-1.51%
01600312-050106	MERS Defined Contribution	2,242	3,577	3,577	3,390	3,606	29	0.81%
01600312-050205	Copying and Binding	564	-	1,000	1,000	1,000	1,000	100.00%
01600312-050207	Legal Advertising	694	10,000	10,000	30,000	30,000	20,000	200.00%
01600312-050210	Dues & Subscriptions	416	1,000	1,000	1,500	1,500	500	50.00%
01600312-050212	Conf. & Training	133	4,000	4,000	6,000	6,000	2,000	50.00%
01600312-050225	Contract Services	963	26,500	26,500	26,500	26,500	-	0.00%
01600312-050251	Phones and Communications	-	300	300	2,200	2,100	1,800	600.00%
01600312-050268	Mileage Reimb.	-	800	800	1,300	1,300	500	62.50%
01600312-050361	Office Supplies	(4,263)	3,500	6,000	7,750	6,000	2,500	71.43%
01600312-050422	Transfer to Equip Replace	3,200	3,200	3,200	4,250	4,250	1,050	32.81%
	<b>Planning</b>	<b>327,134</b>	<b>583,745</b>	<b>587,245</b>	<b>795,141</b>	<b>604,579</b>	<b>20,834</b>	<b>3.57%</b>
01600313-050001	Zoning Salaries	218,716	280,362	280,362	358,550	201,035	(79,327)	-28.29%
01600313-050004	Temp/Seasonal Wages	59,792	-	-	-	-	-	0.00%
01600313-050101	Health Insurance	9,370	8,967	8,967	55,208	55,208	46,241	515.68%
01600313-050102	Dental Insurance	1,605	1,351	1,351	936	936	(415)	-30.72%
01600313-050103	Life Insurance	374	375	375	417	417	42	11.20%
01600313-050104	Payroll Taxes	21,850	21,448	21,448	19,167	15,379	(6,069)	-28.30%
01600313-050105	MERS Defined Benefit	44,792	48,748	48,748	51,914	42,378	(6,370)	-13.07%
01600313-050106	MERS Defined Contribution	476	1,279	1,279	1,808	1,295	16	1.25%
01600313-050207	Legal Advertisement	26,044	26,000	26,000	6,000	6,000	(20,000)	-76.92%
01600313-050212	Conf. & Training	-	2,000	2,000	-	-	(2,000)	-100.00%
01600313-050251	Phones & Communication	1,386	1,900	1,900	-	-	(1,900)	-100.00%
01600313-050268	Mileage Reimbursement	2,348	2,600	2,600	-	-	(2,600)	-100.00%
01600313-050311	Operating Supplies	198	2,000	2,000	-	-	(2,000)	-100.00%
01600313-050361	Office Supplies	2,914	3,000	3,000	-	-	(3,000)	-100.00%
01600313-050422	Transfer to Equip Replacemen	8,400	8,400	8,400	5,300	5,300	(3,100)	-36.90%
	<b>Zoning</b>	<b>398,265</b>	<b>408,430</b>	<b>408,430</b>	<b>499,300</b>	<b>327,948</b>	<b>(80,482)</b>	<b>-19.71%</b>
<b>TOTAL PLANNING AND DEVELOPMENT</b>		<b>725,399</b>	<b>992,175</b>	<b>995,675</b>	<b>1,294,441</b>	<b>932,527</b>	<b>(59,648)</b>	<b>-6.01%</b>

# DEPARTMENT OF BUILDING INSPECTIONS

The Mission of the Department of Building Inspections is to ensure compliance with construction and to protect public health, safety and welfare within the community. The Department serves as a one-stop shop for review and regulations for building, housing, electrical, plumbing, mechanical, and land development within the City of Newport.

One division and its functions fall under the Department of Building Inspections:

Building Inspections Division – responsible for enforcing the State building and housing codes. Also, the division issues plumbing, electrical, and mechanical permits for new projects and completes the associated inspections and issues orders to correct code violations. Building Inspection Services provides efficient and effective inspection services and information to the public and other City departments, and assures compliance with City/State standards and building/housing codes in private and public construction projects.

*The Building Inspections Division utilizes 0.60% (0.62% in FY23; 0.57% in FY22) of the FY24 City services budget to operate. Per capita cost to citizens (per 2020 census) is budgeted at \$26.61.*



# DEPARTMENT OF BUILDING INSPECTIONS

## FY 2023 Short-term goals, measures & status:

Goal #1: Increase enforcement of nuisance regulations and code compliance to protect and promote the health, safety and welfare of the community.

Measure #1:

	FY2019	FY2020	FY2021	FY2022	FY2023
PERFORMANCE MEASURES	ACTUAL	ACTUAL	ACTUAL	ACTUAL	ACTUAL
Percent increase of municipal inspections	3.0%	9.2%	-3.4%	40.5%	-6.6%
Actual # of inspections:	3491	3813	3685	5176	4833

Measure #2:

	FY2019	FY2020	FY2021	FY2022	FY2023
PERFORMANCE MEASURES	ACTUAL	ACTUAL	ACTUAL	ACTUAL	ACTUAL
Percent increase of housing inspections	-18.5%	-7.4%	-26.1%	-44.6%	111.4%
Actual # of inspections:	1430	1324	979	542	1146

Measure #3: Average response time in calendar days for initial inspection of code violations.

	FY2019	FY2020	FY2021	FY2022	FY2023
PERFORMANCE MEASURES	ACTUAL	ACTUAL	ACTUAL	ACTUAL	ACTUAL
Number of calendar days for initial inspection of code violations.	<3	<3	<3	<3	<3

Assoc.Council Mission Statements:



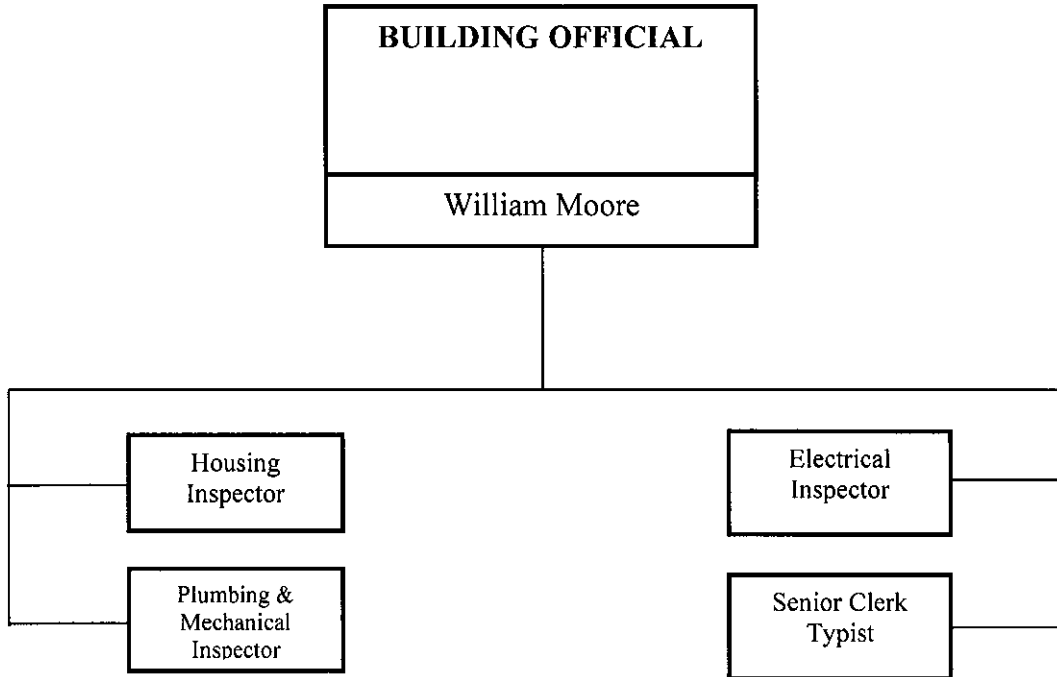
to deliver quality and cost effective municipal services to our residents, businesses, institutions and visitors that result in the highest achievable levels of customer satisfaction



to promote and foster outstanding customer service for all who come in contact with the City

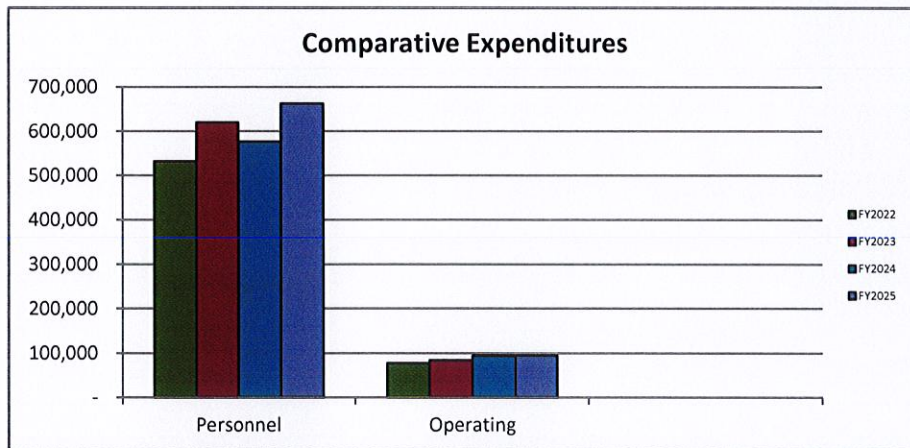
**Goals and Measures for FY 2023 continue to apply.  
There are no new Goals or Measures for FY2024 or FY2025**

# DEPARTMENT BUILDING INSPECTIONS



**BUILDING INSPECTIONS  
BUDGET SUMMARY**

<u>EXPENDITURES</u>	2021-22 ACTUAL	2022-23 ADOPTED	2022-23 PROJECTED	2023-24 ADOPTED	2024-25 PROPOSED
SALARIES	\$ 357,187	\$ 444,060	\$ 444,060	\$ 393,638	\$ 459,042
FRINGE BENEFITS	175,072	175,846	175,846	182,758	203,526
PURCHASED SERVICES	51,903	55,800	55,800	55,800	56,150
INTERNAL SERVICES	20,196	20,000	20,000	20,681	21,177
SUPPLIES & MATERIALS	5,398	7,500	7,500	16,799	17,105
<b>TOTAL</b>	<b>\$ 609,756</b>	<b>\$ 703,206</b>	<b>\$ 703,206</b>	<b>\$ 669,676</b>	<b>\$ 757,000</b>



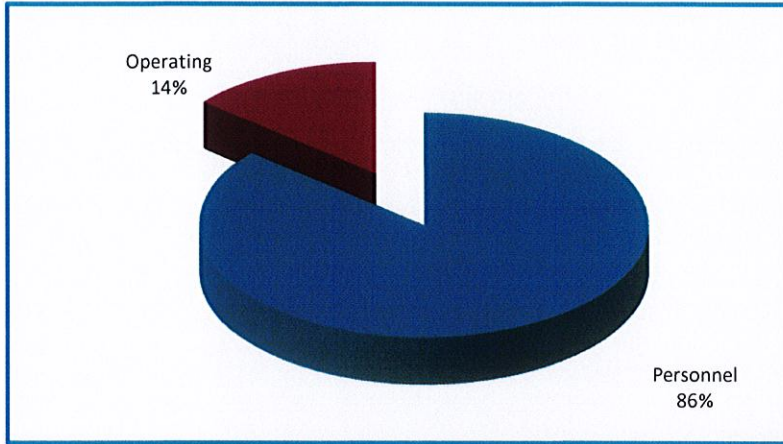
**REVENUES**

ACCT NO.	ACCT TITLE	2021-22	2022-23	2022-23	2023-24	2024-25
45640	Building	1,030,182	975,000	1,000,000	1,000,000	1,000,000
45642	Plumbing	59,811	70,000	60,000	60,000	60,000
45644	Mechanical	214,960	170,000	170,000	200,000	200,000
45646	Electric	166,432	135,000	150,000	160,000	160,000
<b>TOTAL</b>		<b>1,471,385</b>	<b>1,350,000</b>	<b>1,380,000</b>	<b>1,420,000</b>	<b>1,420,000</b>
<b>BALANCE</b>		<b>(861,629)</b>	<b>(646,794)</b>	<b>(676,794)</b>	<b>(750,324)</b>	<b>(663,000)</b>

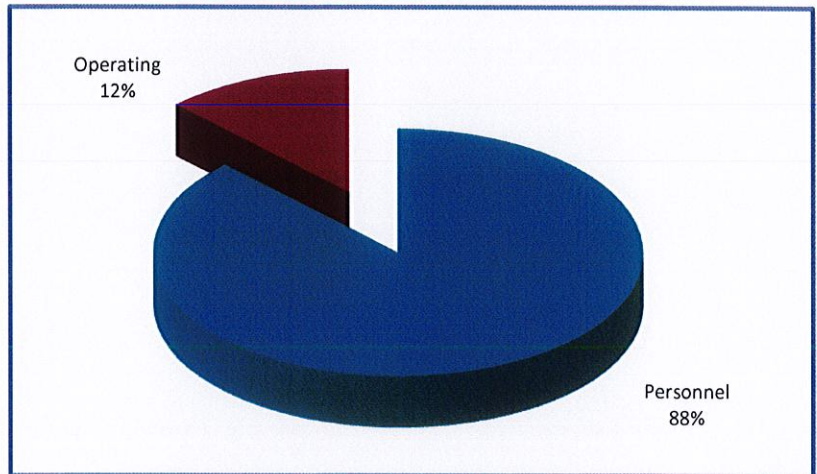


**Building And Inspections**

**FY2024 Adopted Expenditures \$669,676**



**FY2025 Proposed Expenditures \$757,000**



**FUNCTION: Building and Inspections**  
**DEPARTMENT: Building Inspections**  
**DIVISION OR ACTIVITY: Building and Inspections**

**BUDGET COMMENTS:**

This reconfigured cost center is adopted with an increase of \$53,794 (7.65%) over the next two years, due almost exclusively to personnel. Other increases include \$5,300 (100%) in transfer to equipment replacement (5.89%) in gasoline and vehicle maintenance. There are no offsetting decreases. The Municipal Inspector's position continues to be unfunded.

**PROGRAM:**

This program also provides funds to support the Plumbing, Mechanical and Electrical Inspection function, which is responsible for enforcing the State building code, issuing plumbing and mechanical permits for new work, conducting inspections during construction, and issuing orders to correct violations in new and existing structures. Building Inspection Services provides efficient and effective inspection services and information and data to the public and other City departments, and assures compliance with City/State standards and building/housing codes in private and public construction projects.

**OBJECTIVES:**

To make Newport a healthy, prosperous and desirable living community providing for a lifestyle that attracts a broad spectrum of residents and fosters a steady rate of economic development; To protect, preserve and plan for the City and to administer and implement the land use related policies and recommendations of the Comprehensive Land Use Plan; To redevelop properties in a manner that is consistent with approved and/or adopted plans to benefit the community at-large.

To track revenue and building activity through permit documentation; To continue to explore and incorporate computer capability and construction related software for increased internal efficiency and better service to the public; To monitor staff status regarding certification and licensing; To enforce minimum housing standards.

**SERVICES AND PRODUCTS:**

- Coordination with Planning Board Meetings
- Grant applications for planning projects
- Plumbing, mechanical, electrical and building permits
- State building code enforcement

**COST CENTER 01660313: BUILDING AND INSPECTIONS**

TITLE	2021-22 ACTUAL	2022-23 ADOPTED	2022-23 PROJECTED	2023-24 ADOPTED	2024-25 PROPOSED
SALARIES	\$ 357,187	\$ 444,060	\$ 444,060	\$ 393,638	\$ 459,042
FRINGE BENEFITS	175,072	175,846	175,846	182,758	203,526
PURCHASED SERVICES	51,903	55,800	55,800	55,800	56,150
INTERNAL SERVICES	20,196	20,000	20,000	20,681	21,177
SUPPLIES & MATERIALS	5,398	7,500	7,500	16,799	17,105
<b>COST CENTER TOTAL</b>	<b>\$ 609,756</b>	<b>\$ 703,206</b>	<b>\$ 703,206</b>	<b>\$ 669,676</b>	<b>\$ 757,000</b>

PERSONNEL CLASSIFICATION	GRADE	AUTH FY 21-22	AUTH FY 22-23	MID-YEAR FY 22-23	ADOPTED FY 23-24	PROPOSED FY 24-25
Building Official	S09	1.0	1.0	1.0	1.0	1.0
Electrical Inspector	U04	1.0	1.0	1.0	1.0	1.0
Housing Inspector	U03	1.0	1.0	1.0	1.0	1.0
Plumb/Mech. Inspector	U04	1.0	1.0	1.0	1.0	1.0
Sr. Clerk	U02	1.0	1.0	1.0	1.0	1.0
<b>Total Positions</b>		5.0	5.0	5.0	5.0	5.0

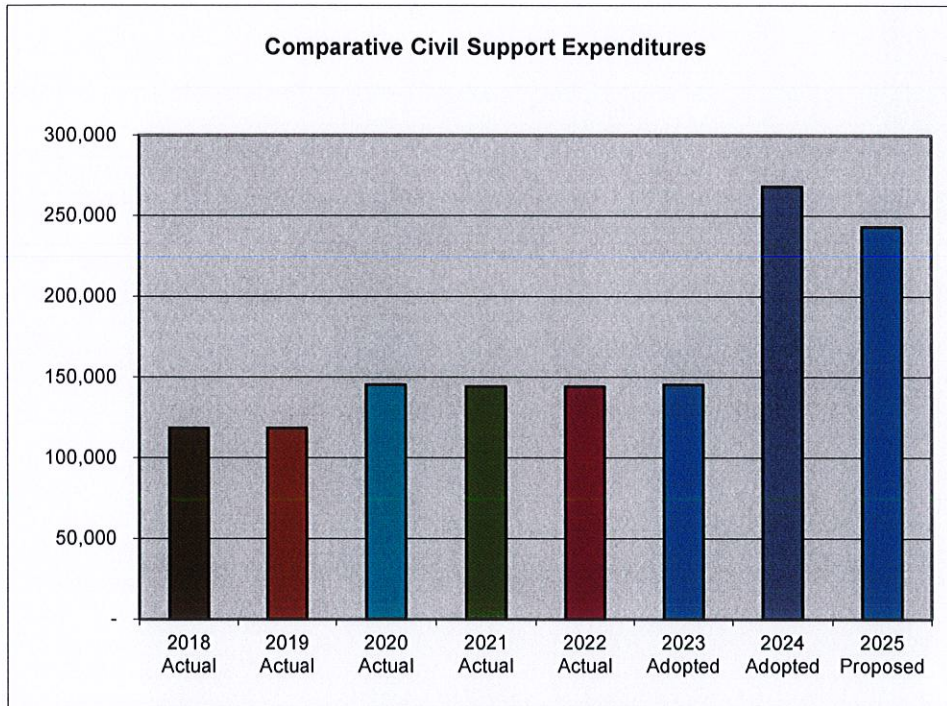


**CITY OF NEWPORT, RHODE ISLAND  
FY2024 ADOPTED AND FY2025 PROPOSED BUDGETS  
GENERAL FUND EXPENDITURES**

<u>ACCT NUMBER</u>	<u>ACCOUNT NAME</u>	2022	2023	2023	2024	2025	2-Year	2-Year
		<u>ACTUAL</u> <u>EXPEND</u>	<u>ADOPTED</u> <u>BUDGET</u>	<u>PROJECTED</u> <u>BUDGET</u>	<u>ADOPTED</u> <u>BUDGET</u>	<u>PROPOSED</u> <u>BUDGET</u>	<u>Dollar</u> <u>Change</u>	<u>Percentage</u> <u>Change</u>
01660314-050001	Building & Inspections Salaries	338,341	418,060	418,060	367,638	433,042	14,982	3.58%
01660314-050002	Overtime	-	1,000	1,000	1,000	1,000	-	0.00%
01660314-050004	Temp/Seasonal Wages	18,846	25,000	25,000	25,000	25,000	-	0.00%
01660314-050101	Health Insurance	71,410	67,787	67,787	70,549	70,549	2,762	4.07%
01660314-050102	Dental Insurance	3,520	3,727	3,727	3,567	3,567	(160)	-4.29%
01660314-050103	Life Insurance	668	625	625	667	667	42	6.72%
01660314-050104	Payroll Taxes	28,597	26,244	26,244	28,124	33,128	6,884	26.23%
01660314-050105	MERS Defined Benefit	68,193	74,032	74,032	76,175	91,285	17,253	23.30%
01660314-050106	MERS Defined Contribution	2,684	3,431	3,431	3,676	4,330	899	26.20%
01660314-050210	Dues & Subscriptions	648	800	800	800	1,100	300	37.50%
01660314-050212	Conf. & Training	1,695	3,500	3,500	3,500	3,550	50	1.43%
01600313-050225	Contract Services	45,008	48,000	48,000	48,000	48,000	-	0.00%
01660314-050251	Phones & Communication	4,552	3,500	3,500	3,500	3,500	-	0.00%
01660314-050268	Mileage Reimbursement	3,966	3,000	3,000	5,400	5,605	2,605	86.83%
01660314-050271	Gasoline & Vehicle Maint.	20,196	20,000	20,000	20,681	21,177	1,177	5.89%
01660314-050002	Equipment for E-permitting	-	-	-	849	850	850	100.00%
01660314-050361	Office Supplies	1,432	4,500	4,500	5,250	5,350	850	18.89%
01660313-050422	Transfer to Equip Replacemen	-	-	-	5,300	5,300	5,300	100.00%
	<b>Building &amp; Inspections</b>	<b>609,756</b>	<b>703,206</b>	<b>703,206</b>	<b>669,676</b>	<b>757,000</b>	<b>53,794</b>	<b>7.65%</b>
<b>TOTAL ZONING &amp; BUILDING INSPECTIONS</b>		<b>609,756</b>	<b>703,206</b>	<b>703,206</b>	<b>669,676</b>	<b>757,000</b>	<b>53,794</b>	<b>7.65%</b>

**CIVIC SUPPORT  
BUDGET SUMMARY**

	<b>2021-22 ACTUAL</b>	<b>2022-23 ADOPTED</b>	<b>2022-23 PROJECTED</b>	<b>2023-24 ADOPTED</b>	<b>2024-25 PROPOSED</b>
<b>EXPENDITURES</b>					
CIVIC SUPPORT	\$ 144,200	\$ 145,200	\$ 145,200	\$ 268,050	\$ 243,050
<b>TOTAL</b>	<b>\$ 144,200</b>	<b>\$ 145,200</b>	<b>\$ 145,200</b>	<b>\$ 268,050</b>	<b>\$ 243,050</b>





**COST CENTER 01830270: CIVIC SUPPORT**

	<b>2021-22 ACTUAL</b>	<b>2022-23 ADOPTED</b>	<b>2022-23 PROJECTED</b>	<b>2023-24 ADOPTED</b>	<b>2024-25 PROPOSED</b>
AICP	\$ 18,000	\$ 18,000	\$ 18,000	\$ 18,000	\$ 18,000
American Red Cross	-	500	500		
Boys & Girls Club	7,750	7,750	7,750	10,000	10,000
Chamber of Comm. Eco. Dev.-Connect (	25,000	25,000	25,000	25,000	25,000
Child & Family Services				25,000	25,000
Clagett Regatta	500	500	500	2,000	2,000
Clean Ocean Access	2,000	2,000	2,000		
Eastern RI Conservation District	-	-	-	1,000	1,000
Edward King Sr. Center	20,000	20,000	20,000	40,000	40,000
Newport Contemporary Ballet	500	500	500	500	500
Lions Club	750	750	750	750	750
Lucy's Hearth	1,500	1,500	1,500	1,500	1,500
Martin Luther King Community Center	7,500	7,500	7,500	20,000	20,000
Meels on Wheels of RI				1,000	1,000
New Visions (EBCAP)	15,500	15,500	15,500	15,500	15,500
Newport Artillery Company	1,250	1,250	1,250	2,500	2,500
Newport Classical				500	500
Newport Housing Hotline	4,450	4,450	4,450	25,000	25,000
Newport in Bloom	3,500	3,500	3,500	10,000	5,000
Newport Little League	6,000	6,000	6,000	6,000	6,000
Newport Partnerships for Families	2,000	2,000	2,000	5,000	5,000
Newport Tree Conservation Dist.				20,000	-
NPT Cty Community Mental Health	10,500	10,500	10,500	15,000	15,000
Norman Bird Sanctuary				5,000	5,000
Park Holm Sr. Center	1,700	1,700	1,700	1,700	1,700
Middletown/Newport Football	1,000	1,000	1,000	1,000	1,000
Public Education Found	500	500	500	600	600
Samaritans of RI	-	-	-	500	500
RI Arts Foundation	-	500	500		
Seaman's Church	1,050	1,050	1,050	1,500	1,500
Visiting Nurse	10,000	10,000	10,000	10,000	10,000
Women's Resource Center	3,250	3,250	3,250	3,500	3,500
Fort Adams Trust	-	-	-	-	-
<b>COST CENTER TOTAL</b>	<b>\$ 144,200</b>	<b>\$ 145,200</b>	<b>\$ 145,200</b>	<b>\$ 268,050</b>	<b>\$ 243,050</b>

**For Informational Purposes Only ~ Designated Trust Funding (not part of Proposed Budget)**

Edward King Sr. Ctr	34,000	34,000	34,000	34,000	34,000
Ed. King Sr Ctr (luncheons)	5,010	5,010	5,010	5,010	5,010
Child and Family Services	1,170	1,170	1,170	1,170	1,170
Henderson Home	48,950	48,950	48,950	48,950	48,950
Touro Synagogue	7,200	7,200	7,200	7,200	7,200
<b>Trust Funded Civic Support</b>	<b>96,330</b>	<b>96,330</b>	<b>96,330</b>	<b>96,330</b>	<b>96,330</b>



**FIDUCIARY AND RESERVE ACCOUNTS  
BUDGET SUMMARY**

	<b>2021-22 ACTUAL</b>	<b>2022-23 ADOPTED</b>	<b>2022-23 PROJECTED</b>	<b>2023-24 ADOPTED</b>	<b>2024-25 PROPOSED</b>
<b><u>EXPENDITURES</u></b>					
TRANSFER TO SCHOOL	\$ 27,277,681	\$ 27,277,681	\$ 27,277,681	\$ 27,824,623	\$ 28,381,115
TRANSFER TO PUBLIC LIBRARY	1,972,637	1,972,637	1,972,637	2,012,090	2,052,332
TRANSFER TO CAPITAL PROJECTS	3,294,562	4,206,462	4,186,462	4,782,096	5,116,422
INDEPENDENT AUDIT/STATISTICAL	81,200	82,825	82,825	292,222	85,000
PENSION & RETIREE EXPENSE	1,584,183	1,475,000	1,475,000	3,714,180	3,723,690
INSURANCE RESERVES	383,505	625,000	575,000	555,000	555,000
DEBT SERVICE	3,519,205	8,400,382	8,365,382	7,707,158	7,636,769
CONTINGENCY & OTHER	402,167	340,000	240,000	(35,000)	715,000
<b>TOTAL</b>	<b>\$ 38,515,140</b>	<b>\$ 44,379,987</b>	<b>\$ 44,174,987</b>	<b>\$ 46,852,369</b>	<b>\$ 48,265,328</b>

**REVENUES**

Acct No	Account Title					
45326	School Housing Aid	649,516	1,030,207	1,030,207	1,019,087	993,204
	<b>TOTAL</b>	<b>649,516</b>	<b>1,030,207</b>	<b>1,030,207</b>	<b>1,019,087</b>	<b>993,204</b>
	<b>BALANCE</b>	<b>37,865,624</b>	<b>43,349,780</b>	<b>43,144,780</b>	<b>45,833,282</b>	<b>47,272,124</b>

**COST CENTER 01155159: PUBLIC SCHOOL OPERATIONS**

<b>TITLE</b>	<b>2021-22 ACTUAL</b>	<b>2022-23 ADOPTED</b>	<b>2022-23 PROJECTED</b>	<b>2023-24 ADOPTED</b>	<b>2024-25 PROPOSED</b>
Public School Operations	27,277,681	27,277,681	27,277,681	27,824,623	28,381,115
<b>COST CENTER TOTAL</b>	<b>27,277,681</b>	<b>27,277,681</b>	<b>27,277,681</b>	<b>27,824,623</b>	<b>28,381,115</b>

This account represents the local appropriation of property tax revenues to the Public School Budget. A \$1,103,434 (2.01%) increase is adopted over the next two years (2.01% in FY2024 and 2.0% in FY2025).

**COST CENTER 01150158: PUBLIC LIBRARY OPERATIONS**

<b>TITLE</b>	<b>2021-22 ACTUAL</b>	<b>2022-23 ADOPTED</b>	<b>2022-23 PROJECTED</b>	<b>2023-24 ADOPTED</b>	<b>2024-25 PROPOSED</b>
Transfer to Public Library	1,972,637	1,972,637	1,972,637	2,012,090	2,052,332
<b>COST CENTER TOTAL</b>	<b>1,972,637</b>	<b>1,972,637</b>	<b>1,972,637</b>	<b>2,012,090</b>	<b>2,052,332</b>

This account represents the local appropriation of property tax revenues to the Newport Public Library. An increase of \$79,695 (4.00%) is adopted in this allocation.



<b>COST CENTER: TRANSFERS</b>					
<b>TITLE</b>	<b>2021-22 ACTUAL</b>	<b>2022-23 ADOPTED</b>	<b>2022-23 PROJECTED</b>	<b>2023-24 ADOPTED</b>	<b>2024-25 PROPOSED</b>
Transfer for General Fund Projects	3,214,562	4,069,462	4,049,462	4,557,096	4,891,422
Transfer to School Capital	-	137,000	137,000	225,000	225,000
Transfer to Library Capital Account	80,000				
<b>COST CENTER TOTAL</b>	<b>3,294,562</b>	<b>4,206,462</b>	<b>4,186,462</b>	<b>4,782,096</b>	<b>5,116,422</b>

The transfer for general fund projects is the amount needed to fund capital projects as outlined in the capital project section of the budget. Please see the summary schedule and project sheets for details.

**COST CENTER 01160160: INDEPENDENT AUDIT & STATISTICAL UPDATE**

<b>TITLE</b>	<b>2021-22 ACTUAL</b>	<b>2022-23 ADOPTED</b>	<b>2022-23 PROJECTED</b>	<b>2023-24 ADOPTED</b>	<b>2024-25 PROPOSED</b>
Independent Audit	81,200	82,825	82,825	84,485	85,000
Statistical Update/Revaluation	-	-	-	207,737	-
<b>COST CENTER TOTAL</b>	<b>81,200</b>	<b>82,825</b>	<b>82,825</b>	<b>292,222</b>	<b>85,000</b>

The independent audit account provides funds for the annual independent audit of the School's and City's finances. In keeping with Rhode Island General Law 44-5-11, statistical updates must be performed every three (3) years with a full physical revaluation every nine (9) years. A full revaluation was performed as of 12/31/2020.

**COST CENTER 01165165: RETIREE EXPENSE**

<b>TITLE</b>	<b>2021-22 ACTUAL</b>	<b>2022-23 ADOPTED</b>	<b>2022-23 PROJECTED</b>	<b>2023-24 ADOPTED</b>	<b>2024-25 PROPOSED</b>
Retiree Health Insurance	434,193	510,000	255,000	264,180	273,690
Severance Benefits	329,990	400,000	400,000	350,000	350,000
Pay 50% From OPEB Trust	-	(255,000)	-	-	-
Contribution to OPEB Trust	820,000	820,000	820,000	3,100,000	3,100,000
<b>COST CENTER TOTAL</b>	<b>1,584,183</b>	<b>1,475,000</b>	<b>1,475,000</b>	<b>3,714,180</b>	<b>3,723,690</b>

The retiree benefits listed above are for all City employees other than police and fire. Those costs are listed in their respective budgets. Severance benefits are used to pay unused sick and vacation leave for any employee who separates from service with the City. Benefits are paid in accordance with bargaining contracts and/or City ordinance.



**COST CENTER 01175175: INSURANCE RESERVES**

<b>TITLE</b>	<b>2021-22 ACTUAL</b>	<b>2022-23 ADOPTED</b>	<b>2022-23 PROJECTED</b>	<b>2023-24 ADOPTED</b>	<b>2024-25 PROPOSED</b>
Workers' Compensation Insurance	304,232	375,000	325,000	325,000	325,000
Self Insurance	67,781	200,000	200,000	200,000	200,000
Unemployment Insurance	11,493	50,000	50,000	30,000	30,000
<b>COST CENTER TOTAL</b>	<b>383,505</b>	<b>625,000</b>	<b>575,000</b>	<b>555,000</b>	<b>555,000</b>

Workers' Compensation Insurance is expected to stay consistent with current funding. Self-Insurance is used for deductibles on insurance claims or amounts refunded in settlement of major tax grievances. This amount is based on historical usage rather than known costs and/or claims.

**COST CENTER 01170170: DEBT SERVICE**

<b>TITLE</b>	<b>2021-22 ACTUAL</b>	<b>2022-23 ADOPTED</b>	<b>2022-23 PROJECTED</b>	<b>2023-24 PROPOSED</b>	<b>2024-25 PROPOSED</b>
Debt Service Advisory Fees	4,062	60,000	25,000	25,000	25,000
Bond Interest	518,143	5,145,382	5,145,382	4,524,158	4,474,769
Bond Principal	2,997,000	3,195,000	3,195,000	3,158,000	3,137,000
<b>COST CENTER TOTAL</b>	<b>3,519,205</b>	<b>8,400,382</b>	<b>8,365,382</b>	<b>7,707,158</b>	<b>7,636,769</b>

Rhode Island General Laws cap the amount of each municipality's general obligation bonds that may be outstanding to 3% of its assessed property values. Exceptions apply to bonds financed from non-tax revenues, bonds issued under special acts of the legislature, and special exemptions are granted for other purposes as well.

**COST CENTER 01185185: CONTINGENCY & OTHER**

TITLE	2021-22 ACTUAL	2022-23 ADOPTED	2022-23 PROJECTED	2023-24 ADOPTED	2024-25 PROPOSED
Contingency Leave Sell Back	385,677	400,000	400,000	400,000	400,000
Consultants/Studies	16,490	15,000	15,000	15,000	15,000
Salary Adjustment	-	225,000	225,000	-	750,000
Salary Vacancy Factor	-	(400,000)	(400,000)	(500,000)	(500,000)
General Contingency	-	100,000	-	50,000	50,000
<b>COST CENTER TOTAL</b>	<b>402,167</b>	<b>340,000</b>	<b>240,000</b>	<b>(35,000)</b>	<b>715,000</b>

Salary adjustment is set aside for any costs as a result of current or future negotiations with the bargaining unions.

The annual leave sell-back is the amount anticipated to pay employees who sell back their unused vacation leave, in accordance with the charter and bargaining contract provisions.

The salary vacancy factor is the amount expected to be saved in salaries and benefits for vacant positions during the course of the year.

The general contingency is for unanticipated or unusual expenditures that have not been budgeted. This amount cannot be used without the approval of the City Council.



**City of Newport  
General Fund Debt Service  
Consolidated Debt Service Requirements**

Year Ending June 30	<b>Principal</b>	<b>Interest</b>	<b>State Reimbursement</b>	<b>Total Requirement</b>
2024	3,158,000	4,524,158		7,682,158
2025	3,137,000	4,474,769		7,611,769
2026	4,750,000	4,416,358	(3,607,170)	5,559,188
2027	4,505,000	4,245,853	(3,609,533)	5,141,320
2028	4,615,000	4,076,592	(3,608,220)	5,083,372
2029	4,725,000	3,897,566	(3,608,483)	5,014,083
2030	4,840,000	3,709,150	(3,607,433)	4,941,717
2031	4,965,000	3,512,234	(3,607,564)	4,869,670
2032	5,115,000	3,306,394	(3,608,612)	4,812,782
2033	5,270,000	3,091,168	(3,607,695)	4,753,473
2034	3,970,000	2,904,200	(3,608,955)	3,265,245
2035	4,130,000	2,745,400	(3,609,585)	3,265,815
2036	4,290,000	2,580,200	(3,606,855)	3,263,345
2037	4,465,000	2,408,600	(3,608,640)	3,264,960
2038	4,645,000	2,230,000	(3,609,375)	3,265,625
2039	4,830,000	2,044,200	(3,608,955)	3,265,245
2040	5,020,000	1,851,000	(3,607,275)	3,263,725
2041	5,225,000	1,650,200	(3,609,480)	3,265,720
2042	5,430,000	1,441,200	(3,607,380)	3,263,820
2043	5,650,000	1,224,000	(3,608,850)	3,265,150
2044	5,875,000	998,000	(3,608,325)	3,264,675
2045	6,110,000	763,000	(3,608,325)	3,264,675
2046	6,355,000	518,600	(3,608,640)	3,264,960
2047	6,610,000	264,400	(3,609,060)	3,265,340
	<b>\$ 117,685,000</b>	<b>\$ 62,877,242</b>	<b>\$ (79,384,410)</b>	<b>\$ 101,177,832</b>

**City of Newport  
General Obligation Bonds  
Rogers & Pell Projects  
Debt Schedule**

Year Ending June 30	Principal	Interest	State Reimbursement	Total Requirement
2024		4,160,800		4,160,800
2025		4,160,800		4,160,800
2026	2,710,000	4,160,800	(3,607,170)	3,263,630
2027	2,850,000	4,025,300	(3,609,533)	3,265,768
2028	2,990,000	3,882,800	(3,608,220)	3,264,580
2029	3,140,000	3,733,300	(3,608,483)	3,264,818
2030	3,295,000	3,576,300	(3,607,433)	3,263,868
2031	3,460,000	3,411,550	(3,607,564)	3,263,986
2032	3,635,000	3,238,550	(3,608,614)	3,264,936
2033	3,815,000	3,056,800	(3,607,695)	3,264,105
2034	3,970,000	2,904,200	(3,608,955)	3,265,245
2035	4,130,000	2,745,400	(3,609,585)	3,265,815
2036	4,290,000	2,580,200	(3,606,855)	3,263,345
2037	4,465,000	2,408,600	(3,608,640)	3,264,960
2038	4,645,000	2,230,000	(3,609,375)	3,265,625
2039	4,830,000	2,044,200	(3,608,955)	3,265,245
2040	5,020,000	1,851,000	(3,607,275)	3,263,725
2041	5,225,000	1,650,200	(3,609,480)	3,265,720
2042	5,430,000	1,441,200	(3,607,380)	3,263,820
2043	5,650,000	1,224,000	(3,608,850)	3,265,150
2044	5,875,000	998,000	(3,608,325)	3,264,675
2045	6,110,000	763,000	(3,608,325)	3,264,675
2046	6,355,000	518,600	(3,608,640)	3,264,960
2047	6,610,000	264,400	(3,609,060)	3,265,340
	<u>\$ 98,500,000</u>	<u>\$ 61,030,000</u>	<u>\$ (79,384,410)</u>	<u>\$ 80,145,590</u>

**City of Newport  
Refunding Bonds  
Pell Elementary School  
Debt Schedule**

<u>Year Ending June 30</u>	<u>Principal</u>	<u>Total Interest</u>	<u>Total Requirement</u>
2024	1,790,000	271,562	2,061,562
2025	1,730,000	260,804	1,990,804
2026	1,695,000	241,758	1,936,758
2027	1,655,000	220,553	1,875,553
2028	1,625,000	193,792	1,818,792
2029	1,585,000	164,266	1,749,266
2030	1,545,000	132,850	1,677,850
2031	1,505,000	100,684	1,605,684
2032	1,480,000	67,844	1,547,844
2033	1,455,000	34,368	1,489,368
	<u>\$ 16,065,000</u>	<u>\$ 1,688,481</u>	<u>\$ 17,753,481</u>



**City of Newport  
2009 General Obligation Bond Issue  
Road Improvements**

<u>Year Ending June 30</u>	<u>Principal</u>	<u>Interest</u>	<u>Total Requirement</u>
2024	250,000	13,125	263,125
2025	250,000	4,375	254,375
	<u>\$ 500,000</u>	<u>\$ 17,500</u>	<u>\$ 517,500</u>

**2014 Road & Bridge Fund Loan  
Road Improvements**

Year Ending June 30	<b>Principal</b>	<b>Interest</b>	<b>Total Requirement</b>
2024	158,000	5,271	163,271
2025	162,000	1,790	163,790
	<b>\$ 320,000</b>	<b>\$ 7,061</b>	<b>\$ 327,061</b>

**City of Newport  
Series 2015  
Facilities and Road Bonds**

<u>Year Ending June 30</u>	<u>Principal</u>	<u>Total Interest</u>	<u>Total Requirement</u>
2024	640,000	33,400	673,400
2025	660,000	19,800	679,800
	<u>\$ 1,300,000</u>	<u>\$ 53,200</u>	<u>\$ 1,353,200</u>



**City of Newport  
Series 2016C  
Rogers Roof Bonds**

<u>Year Ending June 30</u>	<u>Principal</u>	<u>Total Interest</u>	<u>Total Requirement</u>
2024	320,000	40,000	360,000
2025	335,000	27,200	362,200
2026	345,000	13,800	358,800
	<u>\$ 1,000,000</u>	<u>\$ 81,000</u>	<u>\$ 1,081,000</u>

# MARITIME FUND

The following functions fall under the Maritime Fund:

Established as an Enterprise Fund in 2005, the Maritime Fund provides for the operation of the Newport Harbor. It is responsible for enforcement of ordinances and state and federal boating laws pertaining to the operation of commercial and pleasure craft within the harbor and surrounding public waters. It is also charged with collecting fees for mooring rentals, mooring maintenance, Harbor patrol, oversight of special events and regattas, cruise ship arrivals, removing hazardous debris, and providing first aid when the need arises. Program also performs inspections of vessel waste holding tanks to enforce the state "no-discharge" regulation. The Harbormaster works in coordination with Federal and State Officials on security, immigration, and other joint responsibilities. The Maritime Fund operates four patrol boats during the height of the season.

This fund operates the public piers and public dinghy docks throughout the harbor, cruise ship passenger operations, the Harbormaster building with public restrooms, and the transient boater facility at the Maritime Center.

# MARITIME FUND

## FY 2023 Short-term goals, measures & status:

Goal #1: To maximize each user’s enjoyment of our Maritime resources by promoting safety through education, code enforcement, and incident response.

Measure #1: Continue state mandated inspection system of vessels for discharge related infractions by inspection of 50 vessels.

PERFORMANCE MEASURES	FY2020 ACTUAL	FY2021 ACTUAL	FY2022 ACTUAL	FY2023 ACTUAL
Number of private moorings inspected for compliance with 24 hr. period minimum before Sept. 30th.	40	50	60	550

*This is a new measure beginning FY2020. This Ordinance requirement was suspended by Executive Order of the City Manager through May, 2021 due to the Coronavirus.*

Measure #2: Monitor and inspect the city anchorage on a daily basis.

PERFORMANCE MEASURES	FY2020 ACTUAL	FY2021 ACTUAL	FY2022 ACTUAL	FY2023 ACTUAL
Number of boats in compliance with City's Anchorage Ordinance	673	0	726	553
Number of violations issued	2	0	4	10

*No data collected in FY21 due to pandemic.*

Measure #3 Inspect 25% of privately classified moorings per season to ensure compliance with occupation by lessee’s registered boat

PERFORMANCE MEASURES	FY2019 ACTUAL	FY2020 ACTUAL	FY2021 ACTUAL	FY2022 ACTUAL	FY2023 ACTUAL
Percent of privately classified moorings inspected	20%	20%	25%	100%	100%

*No data collected between 7/1/2020 and 12/31/2020 due to pandemic. Data collected in May and June, 2021.*

Assoc. Council Mission Statement:



To provide leadership, direction and governance that continuously improves our community and to be stewards of our natural resources while preserving our cultural, historic and maritime heritage

Assoc. Council Mission Statement:



to promote and foster outstanding customer service for all who come in contact with the City



# MARITIME FUND

## FY 2023 Short-term goals, measures & status (continued):

Goal #2: To provide accurate charts of the 4 mooring fields through the use of GPS and available chart software.

Measure#1 To obtain GPS data on individual moorings in each field import compiled data to software for display at the Harbormaster’s office. *All GPS data for the mooring fields within the inner Harbor has been completed. GPS data has been loaded onto software and is now available for viewing at the Harbormasters Office. Project will continue as new moorings are placed and old moorings are removed. Due to changes in the Harbor Ordinance the project has increased in scope to include all South Coastal moorings. Project will continue and be maintained to accurately position all moorings within the City’s jurisdiction.*

PERFORMANCE MEASURES	FY2019 ACTUAL	FY2020 ACTUAL	FY2021 ACTUAL	FY2022 ACTUAL	FY2023 ACTUAL
Percent GPS data on individual moorings in each field imported and compiled into software for display at the Harbormaster's office	95%	95%	95%	95%	95%

*Project remains at 95% complete. Some ownership information remains unknown. However, in July 2020, the Department was able to identify ownership for approximately 30 moorings and included those in annual mooring permit renewal process. Project will continue until all information is known. Project is still ongoing.*

Goal #3 To enhance the customer experience with knowledgeable, accurate, information distribution to the boating public.

Measure #1 Provide a minimum of 8 hours of training to seasonal employees

PERFORMANCE MEASURES	FY2019 ACTUAL	FY2020 ACTUAL	FY2021 ACTUAL	FY2022 ACTUAL	FY2023 ACTUAL
Number of training hours provided to seasonal employees	8	0	8	8	16
Percent of targeted training hours provided to seasonal employee:	100%	0%	100%	100%	100%

*FY2020- Training postponed due to Coronavirus.*

Assoc. Council Mission Statement:



To provide leadership, direction and governance that continuously improves our community and to be stewards of our natural resources while preserving our cultural, historic and maritime heritage

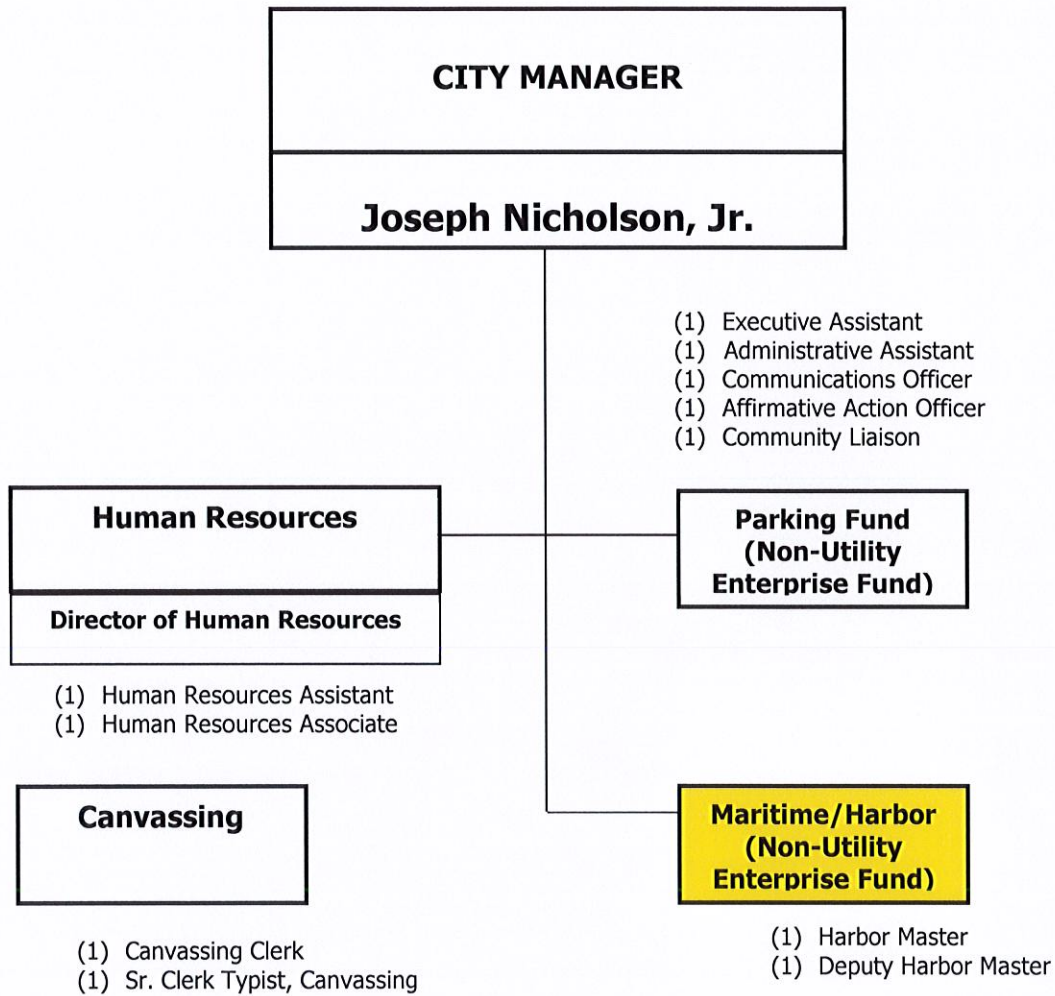
Assoc. Council Mission Statement:



to promote and foster outstanding customer service for all who come in contact with the City

**Goals and Measures for FY2023 continue to apply.  
There are no new Goals or Measures for FY2024 or FY2025**

# CITY MANAGER



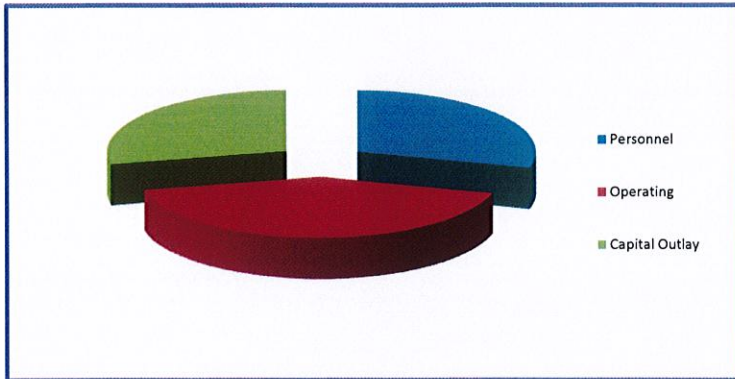


**CITY OF NEWPORT, RHODE ISLAND  
MARITIME FUND  
FY2024 ADOPTED and FY2025 PROPOSED BUDGETS  
SUMMARY**

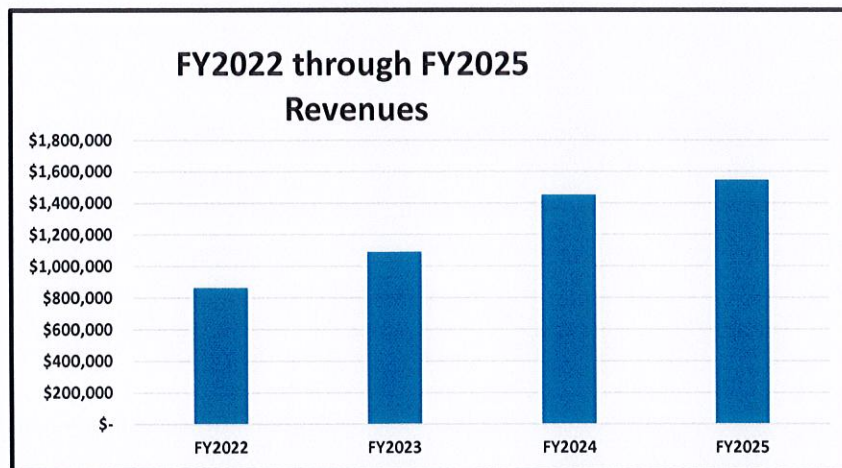
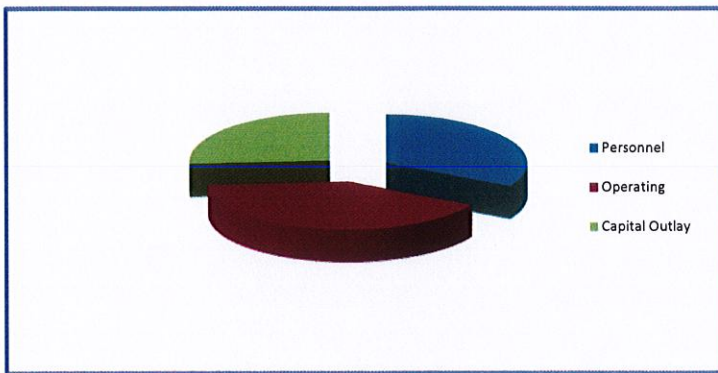
<b>REVENUES</b>	<b>2021-2022 ACTUAL</b>	<b>2022-2023 ADOPTED</b>	<b>2022-2023 PROJECTED</b>	<b>2023-2024 ADOPTED</b>	<b>2024-2025 PROPOSED</b>
<b>17800510</b>					
045695 Misc. Revenues	\$ -	\$ -	\$ -	\$ -	\$ -
045700 Rental of Property	30,905		35,000	35,000	35,000
045802 Cruise Ship Fees	43,572	300,000	456,000	456,000	500,000
045803 Ann St. Pier Revenue	12,750	22,500	13,000	13,000	14,000
045804 Dingy Permit Fees	8,590	7,000	10,000	10,000	10,000
045813 Harbor Mooring Fees	376,979	384,000	384,000	450,000	500,000
045816 Harbor Fines & Other Fees	328,218	330,000	330,000	400,000	400,000
047116 Perrotti Park Transient Pier Fees	26,468	38,000	38,000	50,000	50,000
047160 Maritime Center Revenue	7,644	10,000	10,000	10,000	10,000
Revenue From Operations	835,126	1,091,500	1,276,000	1,424,000	1,519,000
045345 Federal and State Grants					
045701 Investment Int. Income	31,257		30,000	30,000	30,000
045811 Contributions					
<b>TOTAL REVENUES</b>	<b>866,383</b>	<b>1,091,500</b>	<b>1,306,000</b>	<b>1,454,000</b>	<b>1,549,000</b>
<b>PROGRAMMED (SOURCE) USE OF CASH</b>		<b>136,314</b>	<b>(303,211)</b>	<b>102,118</b>	<b>(134,618)</b>
<b>TOTAL AVAILABLE</b>	<b>\$ 866,383</b>	<b>\$ 1,227,814</b>	<b>\$ 1,002,789</b>	<b>\$ 1,556,118</b>	<b>\$ 1,414,382</b>
<b>EXPENDITURES</b>					
Salaries	\$ 333,324	\$ 387,829	\$ 389,579	\$ 395,804	\$ 408,978
Fringe Benefits	79,574	98,552	98,552	120,714	125,437
Purchased Services	93,713	151,056	144,081	236,513	153,479
Utilities	15,399	39,900	17,100	17,600	17,600
Internal Services	181,341	182,377	182,377	182,887	183,288
Supplies & Materials	35,942	40,100	43,100	45,600	45,600
Repairs & Maintenance	46,236	28,000	28,000	32,000	32,000
Other	25,000	-	-	25,000	25,000
Depreciation	206,009	164,000	207,000	207,000	207,000
Operating Expenditures	1,016,538	1,091,814	1,109,789	1,263,118	1,198,382
<b>OTHER CASH OUTLAYS</b>					
Transfer to Other Funds	475,000		100,000		
Capital Outlay	-	300,000	-	500,000	423,000
Total Other Cash Outlays	475,000	300,000	100,000	500,000	423,000
<b>TOTAL EXPENDITURES &amp; CASH OUTLAYS</b>	<b>\$ 1,491,538</b>	<b>\$ 1,391,814</b>	<b>\$ 1,209,789</b>	<b>\$ 1,763,118</b>	<b>\$ 1,621,382</b>
<b>LESS: NON-CASH ITEMS</b>					
Depreciation	206,009	164,000	207,000	207,000	207,000
<b>TOTAL CASH NEEDED</b>	<b>\$ 1,285,529</b>	<b>\$ 1,227,814</b>	<b>\$ 1,002,789</b>	<b>\$ 1,556,118</b>	<b>\$ 1,414,382</b>
<b>NET POSITION 6/30</b>	<b>\$ 5,822,913</b>	<b>\$ 5,822,599</b>	<b>\$ 6,018,810</b>	<b>\$ 6,209,692</b>	<b>\$ 6,560,310</b>
<b>CASH BALANCE 6/30</b>	<b>\$ 2,109,657</b>	<b>\$ 1,973,343</b>	<b>\$ 2,276,554</b>	<b>\$ 2,174,436</b>	<b>\$ 2,309,054</b>



**FY2024 Adopted Expenditures & Cash Outlays \$1,763,118**



**FY2025 Projected Expenditures & Cash Outlays \$1,621,382**



~~FUNCTION: Maritime Services~~

**DEPARTMENT: City Manager**

**DIVISION OR ACTIVITY: Maritime Services**

**BUDGET COMMENTS:**

This budget accounts for the operations of the Maritime Services function in the Maritime Fund. Major expenditures are primarily for capital expenditures. Capital expenditures include replacement of the Perrotti Park Docks, hot water system upgrade, King Park dinghy dock expansion, equipment replacement and maintenance of Bellevue Avenue concrete.

**PROGRAM:**

This program provides funds for the operation, maintenance and improvements to the Newport Harbor. The Harbormaster is responsible for enforcement of rules and regulations pertaining to the operation of commercial and pleasure craft within the harbor area. They are also charged with collecting fees for mooring rentals, patrolling the harbor, removing hazardous debris, and providing first aid when the need arises. Harbor management operates three patrol boats, two 25' and one 20' in length. They are docked at city property on Long Wharf. The division also operates the ferry and cruise ship docks, public waiting areas and restrooms, and the Harbormaster building located in Perrotti Park.

**OBJECTIVES:**

To provide a safe and attractive harbor for residents and visitors; to insure all state, local and federal regulations are enforced; to provide aid and support to all on-water personnel in cases of emergency, storms, and special events; and to maximize each user's enjoyment of our waterways by promoting safety through code enforcement and incident response.

**COST CENTER: MARITIME SERVICES 17800510**

TITLE	LAST YEAR ACTUAL	CURR YEAR BUDGET	CURR YEAR ESTIMATED	FY2024 ADOPTED	FY2025 PROPOSED
SALARIES	\$ 301,224	\$ 352,829	\$ 354,579	\$ 357,804	\$ 370,978
FRINGE BENEFITS	77,118	95,552	95,552	117,807	122,337
PURCHASED SERVICES	45,766	89,775	95,775	174,782	91,033
UTILITIES	14,842	10,200	15,900	15,900	15,900
INTERNAL SERVICES	181,341	182,377	182,377	182,887	183,288
SUPPLIES & MATERIALS	29,703	33,000	36,000	38,500	38,500
REPAIRS & MAINTENANCE	45,640	26,000	26,000	30,000	30,000
OTHER	25,000			25,000	25,000
DEPRECIATION	206,009	164,000	207,000	207,000	207,000
CAPITAL OUTLAY		300,000		500,000	423,000
<b>COST CENTER TOTAL</b>	<b>\$ 926,643</b>	<b>\$ 1,253,733</b>	<b>\$ 1,013,183</b>	<b>\$ 1,649,680</b>	<b>\$ 1,507,036</b>

PERSONNEL CLASSIFICATION	GRADE	AUTH FY 21-22	AUTH FY 22-23	MID-YEAR FY 22-23	ADOPTED FY 23-24	PROPOSED FY 24-25
Harbormaster	N06	1.00	1.00	1.00	1.00	1.00
Deputy Harbormaster	N03	1.00	1.00	1.00	1.00	1.00
<b>Total Positions</b>		<b>2.00</b>	<b>2.00</b>	<b>2.00</b>	<b>2.00</b>	<b>2.00</b>



**FUNCTION: Maritime Services**  
**DEPARTMENT: City Manager**  
**DIVISION OR ACTIVITY: Harbor Center and Ann Street Pier**

**BUDGET COMMENTS:**

The Harbor Center and Ann Street Pier Division provides for the operation of the Newport Harbor Welcome Center and Ann Street Pier docking. The City divided the property into two condominiums and retains ownership of one unit. The unit is comprised primarily of the Harbor Center. Expenses consist of insurance, condo fees and other minor expenses.

**PROGRAM:**

Developed by grants and funding from the Maritime Enterprise Fund, this program provides for the creation, management, improvement, and maintenance of a welcome center for transient boaters visiting Newport Harbor at the beach-level at the Harbor Center (Newport Armory). It also provides for an extension to the Ann Street Pier (in accordance with the Coastal Resources Management Council (CRMC) permit and the rehabilitation of the existing Ann Street Pier.

**OBJECTIVES:**

To develop the Harbor Center into a complete water-side visitor site; to increase visitor traffic to the downtown area; to support all operating and capital costs as a function of the self supporting Maritime Enterprise Fund, through the use of non-taxpayer dollars.

**COST CENTER: HARBOR CENTER & ANN STREET PIER 17800511**

TITLE	LAST YEAR ACTUAL	CURR YEAR BUDGET	CURR YEAR ESTIMATED	FY2024 ADOPTED	FY2025 PROPOSED
SALARIES	\$ 32,100	\$ 35,000	\$ 35,000	\$ 38,000	\$ 38,000
FRINGE BENEFITS	2,456	3,000	3,000	2,907	3,100
PURCHASED SERVICES	21,547	21,700	21,700	22,150	22,865
UTILITIES	557	29,700	1,200	1,700	1,700
SUPPLIES & MATERIALS	6,239	7,100	7,100	7,100	7,100
REPAIRS & MAINTENANCE	596	2,000	2,000	2,000	2,000
<b>COST CENTER TOTAL</b>	<b>\$ 63,495</b>	<b>\$ 98,500</b>	<b>\$ 70,000</b>	<b>\$ 73,857</b>	<b>\$ 74,765</b>

**COST CENTER: NEWPORT CONDO 17800850**

PURCHASED SERVICES	26,400	39,581	26,606	\$ 39,581	\$ 39,581
CAPITAL OUTLAY					
<b>COST CENTER TOTAL</b>	<b>\$ 26,400</b>	<b>\$ 39,581</b>	<b>\$ 26,606</b>	<b>\$ 39,581</b>	<b>\$ 39,581</b>

CITY OF NEWPORT, RHODE ISLAND  
 FY2024 ADOPTED and FY2025 PROPOSED BUDGETS  
 MARITIME FUND

ACCT NUMBE	ACCOUNT NAME	2022 ACTUAL RESULTS	2023 ADOPTED BUDGET	2023 PROJECTED RESULTS	2024 ADOPTED BUDGET	Dollar Change from FY2023	2025 PROPOSED BUDGET	Dollar Change from FY2024
<b>HARBOR SERVICES</b>								
<b>17800510</b>								
050001	Harbor Mgmt Salaries	154,650	170,879	170,879	173,304	2,425	186,378	13,074
050002	Overtime	580	2,200	2,200	2,000	(200)	2,000	-
050004	Temp/Seasonal Wages	142,794	159,000	159,000	165,000	6,000	165,000	-
050010	Special Detail Pay	964	20,000	20,000	15,000	(5,000)	15,000	-
050175	Annual Leave Sell Back	2,236	750	2,500	2,500	1,750	2,600	100
	<b>Total Salaries</b>	<b>301,224</b>	<b>352,829</b>	<b>354,579</b>	<b>357,804</b>	<b>4,975</b>	<b>370,978</b>	<b>13,174</b>
	<b>Employee Benefits</b>							
050101	Medical Insurance	20,225	21,349	21,349	44,437	23,088	44,437	-
050102	Dental Insurance	1,940	2,050	2,050	1,962	(88)	1,962	-
050103	Life Insurance	127	250	250	250	-	250	-
050104	Payroll Taxes	22,211	33,072	33,072	33,258	186	34,258	1,000
050105	MERS - Defined Benefit	31,139	36,876	36,876	35,909	(967)	39,289	3,380
050106	MERS - Defined Contribution	1,476	1,955	1,955	1,991	36	2,141	150
	<b>Total Employee Benefits</b>	<b>77,118</b>	<b>95,552</b>	<b>95,552</b>	<b>117,807</b>	<b>22,255</b>	<b>122,337</b>	<b>4,530</b>
050120	Bank Fees	150	2,500	2,500	2,500	-	2,500	-
050205	Copying & Binding	960	1,200	1,200	1,200	-	1,200	-
050212	Conf. & Training	2,442	3,000	3,000	3,000	-	3,000	-
050221	Harbor Testing Fees	5,921	12,575	12,575	12,575	-	12,575	-
050225	Contract Services	24,856	54,500	54,500	139,000	84,500	54,000	(85,000)
050239	Liability Insurance	8,714	12,000	12,000	12,507	507	13,758	1,251
050251	Phone & Communications	2,723	4,000	4,000	4,000	-	4,000	-
050260	Rental of Equipment	-	-	6,000	-	-	-	-
	<b>Total Purchased Services</b>	<b>45,766</b>	<b>89,775</b>	<b>95,775</b>	<b>174,782</b>	<b>85,007</b>	<b>91,033</b>	<b>(83,749)</b>
050305	Water Charge	6,082	6,500	6,500	6,500	-	6,500	-
050306	Electricity	6,865	1,300	7,000	7,000	5,700	7,000	-
050307	Natural Gas	1,895	2,400	2,400	2,400	-	2,400	-
	<b>Total Utilities</b>	<b>14,842</b>	<b>10,200</b>	<b>15,900</b>	<b>15,900</b>	<b>5,700</b>	<b>15,900</b>	-
050267	Overhead/Legal/Data Allocation	124,877	124,877	124,877	124,877	-	124,877	-
050269	Sewer & Stormwater Fee	50,000	50,000	50,000	50,000	-	50,000	-
050271	Gasoline & Vehicle Maint.	6,464	7,500	7,500	8,010	510	8,411	401
	<b>Total Internal Services</b>	<b>181,341</b>	<b>182,377</b>	<b>182,377</b>	<b>182,887</b>	<b>510</b>	<b>183,288</b>	<b>401</b>
050301	Motor Fuel (Gas, Diesel)	14,443	12,000	15,000	15,000	3,000	15,000	-
050309	Household Supplies	5,730	5,500	5,500	7,000	1,500	7,000	-
050311	Operating Supplies	7,047	12,000	12,000	12,000	-	12,000	-
050320	Uniforms & Protective Gear	1,821	2,500	2,500	3,500	1,000	3,500	-
050361	Office Supplies	662	1,000	1,000	1,000	-	1,000	-
	<b>Total Supplies &amp; Materials</b>	<b>29,703</b>	<b>33,000</b>	<b>36,000</b>	<b>38,500</b>	<b>5,500</b>	<b>38,500</b>	-
050275	Repair & Maint., Equipment	18,543	20,000	20,000	20,000	-	20,000	-
050275	Non Capitalized Improvements	27,097	-	-	-	-	-	-
050260	Rental - Equip & Facilities	-	6,000	6,000	10,000	4,000	10,000	-
	<b>Total Repairs &amp; Maintenance</b>	<b>45,640</b>	<b>26,000</b>	<b>26,000</b>	<b>30,000</b>	<b>4,000</b>	<b>30,000</b>	-
050286	Boating Support	25,000	-	-	25,000	25,000	25,000	-
	<b>Total Other</b>	<b>25,000</b>	<b>-</b>	<b>-</b>	<b>25,000</b>	<b>25,000</b>	<b>25,000</b>	<b>-</b>
050950	Depreciation Expense	206,009	164,000	207,000	207,000	43,000	207,000	-
	<b>Total Operating Expense</b>	<b>926,643</b>	<b>953,733</b>	<b>1,013,183</b>	<b>1,149,680</b>	<b>195,947</b>	<b>1,084,035</b>	<b>(65,645)</b>
7190500-05044	Perrotti Park Docks	-	150,000	-	150,000	-	150,000	-
7190500-05044	Elm Street Pier Rehabilitation	-	50,000	-	50,000	-	50,000	-
7190500-05044	King Park Dinghy Dpck Expansion	-	-	-	200,000	-	100,000	-
7190500-05044	Bellevue Avenue Concrete	-	100,000	-	100,000	-	100,000	-
7190500-05044	Equipment Replacement	-	-	-	-	-	23,000	-
	<b>Total Capital Outlay</b>	<b>-</b>	<b>300,000</b>	<b>-</b>	<b>500,000</b>	<b>-</b>	<b>423,000</b>	<b>-</b>
	<b>TOTAL HARBOR SERVICES EXPENSE</b>	<b>926,643</b>	<b>1,253,733</b>	<b>1,013,183</b>	<b>1,649,680</b>	<b>195,947</b>	<b>1,507,035</b>	<b>(65,645)</b>




CITY OF NEWPORT, RHODE ISLAND  
 FY2024 ADOPTED and FY2025 PROPOSED BUDGETS  
 MARITIME FUND

ACCT NUMBE	ACCOUNT NAME	2022 ACTUAL RESULTS	2023 ADOPTED BUDGET	2023 PROJECTED RESULTS	2024 ADOPTED BUDGET	Dollar Change from FY2023	2025 PROPOSED BUDGET	Dollar Change from FY2024
<b>HARBOR CENTER &amp; ANN STREET PIER</b>								
<b>17800511</b>								
050002	Overtime	349						
050004	Temp/Seasonal Wages	31,751	35,000	35,000	38,000	3,000	38,000	-
	<b>Total Salaries</b>	<b>32,100</b>	<b>35,000</b>	<b>35,000</b>	<b>38,000</b>	<b>3,000</b>	<b>38,000</b>	<b>-</b>
050104	<b>Payroll Taxes</b>	<b>2,456</b>	<b>3,000</b>	<b>3,000</b>	<b>2,907</b>	<b>(93)</b>	<b>3,100</b>	<b>193</b>
050212	Conf. & Training	300	500	500	500	-	500	-
050225	Contract Services	12,685	12,000	12,000	12,000	-	12,000	-
050239	Liability Insurance	6,225	6,700	6,700	7,150	450	7,865	715
050251	Phone & Internet	2,337	2,500	2,500	2,500	-	2,500	-
	<b>Total Purchased Services</b>	<b>21,547</b>	<b>21,700</b>	<b>21,700</b>	<b>22,150</b>	<b>450</b>	<b>22,865</b>	<b>715</b>
050305	Water Charge	-	10,000			(10,000)		-
050306	Electricity	-	15,000			(15,000)		-
050307	Natural Gas	116	3,500		500	(3,000)	500	-
050257	Refuse Disposal	441	1,200	1,200	1,200	-	1,200	-
	<b>Total Utilities</b>	<b>557</b>	<b>29,700</b>	<b>1,200</b>	<b>1,700</b>	<b>(28,000)</b>	<b>1,700</b>	<b>-</b>
050309	Household Supplies	4,110	3,600	3,600	3,600	-	3,600	-
050311	Operating Supplies	1,250	2,500	2,500	2,500	-	2,500	-
050320	Uniforms & Protective Gear	879	1,000	1,000	1,000	-	1,000	-
	<b>Total Supplies &amp; Materials</b>	<b>6,239</b>	<b>7,100</b>	<b>7,100</b>	<b>7,100</b>	<b>-</b>	<b>7,100</b>	<b>-</b>
050275	Repair & Maint., Equipment	596	2,000	2,000	2,000	-	2,000	-
	<b>Total Repairs &amp; Maintenance</b>	<b>596</b>	<b>2,000</b>	<b>2,000</b>	<b>2,000</b>	<b>-</b>	<b>2,000</b>	<b>-</b>
	<b>Total Operating Expense</b>	<b>63,495</b>	<b>98,500</b>	<b>70,000</b>	<b>73,857</b>	<b>(24,643)</b>	<b>74,765</b>	<b>908</b>
	<b>TOTAL HARBOR CENTER &amp; ANN ST PIER</b>	<b>63,495</b>	<b>98,500</b>	<b>70,000</b>	<b>73,857</b>	<b>(24,643)</b>	<b>74,765</b>	<b>908</b>
<b>NEWPORT CONDO</b>								
<b>17800512</b>								
050225	Contract Services	-	1,000		1,000	-	1,000	-
050396	Newport Condo Fees	26,400	26,606	26,606	26,606	-	26,606	-
050399	Condo Master Insurance	-	11,975		11,975	-	11,975	-
	<b>TOTAL NEWPORT CONDO</b>	<b>26,400</b>	<b>39,581</b>	<b>26,606</b>	<b>39,581</b>	<b>-</b>	<b>39,581</b>	<b>-</b>
	<b>Transfer to Other Funds</b>	<b>475,000</b>		<b>100,000</b>				
	<b>TOTAL MARITIME FUND EXPENSES</b>	<b>1,491,538</b>	<b>1,391,814</b>	<b>1,209,789</b>	<b>1,763,118</b>	<b>171,304</b>	<b>1,621,381</b>	<b>(64,737)</b>

CITY OF NEWPORT								
Recommended CIP Schedule								
Maritime								
FY2024 ~ 2028								
Project Title	Activity No.	Funding Source	Adopted 2023-24	Proposed 2024-25	Proposed 2025-26	Proposed 2026-27	Proposed 2027-28	Total 23/24-27/28
Perrotti Park Docks	170003	Enterprise	150,000	150,000	-	-	-	300,000
Elm Street Pier Rehabilitation	170001	Enterprise	50,000	50,000	50,000	-	-	150,000
Bellevue Avenue Concrete	03013	Enterprise	100,000	100,000	100,000	100,000	-	400,000
King Park Stone Pier Dinghy Dock	170008	Enterprise	200,000	100,000	-	-	-	300,000
Equipment Replacement	170006	Enterprise	-	23,000	125,000	-	-	148,000
<b>Total Maritime Projects</b>		Enterprise	<b>500,000</b>	<b>423,000</b>	<b>275,000</b>	<b>100,000</b>	<b>-</b>	<b>1,298,000</b>
<b>Funding Sources:</b>								
Maritime Fund			500,000	423,000	275,000	100,000	-	1,298,000
<b>Total Funding Sources</b>			<b>500,000</b>	<b>423,000</b>	<b>275,000</b>	<b>100,000</b>	<b>-</b>	<b>1,298,000</b>




PROJECT DETAIL

<b>PROJECT TITLE (#170003)</b> Perrotti Park Docks	<b>DEPARTMENT OR DIVISION</b> Maritime Fund	<b>LOCATION</b> Perrotti Park							
<b>PROJECT DESCRIPTION</b>  This Project would fund the replacement of the original floating docks at Perrotti Park. These floating docks are the location of the majority of the cruise ship tender landings as well as Interstate Navigation.  The original floats were installed in late 2000 early 2001. Since then some minor repairs of damage done by cruise ships has been done and lights on the dock are being repaired this year. Minor preventative maintenance has been done as needed.  This will be the seventh year in an eight year plan.									
<b>GOALS &amp; OBJECTIVES</b> Council Strategic Goal #2, Infrastructure Council's Mission: To promote and foster outstanding customer service for all who come in contact with the City.									
<b>STATUS/OTHER COMMENTS</b> To provide a safe attractive Harbor for residents and visitors.				<b>OPERATING COSTS/SAVINGS</b>  Asset preservation, revenue protection					
<b>TOTAL PROJECT COST</b>				<b>PLANNED FINANCING</b>					
<b>SOURCE OF FUNDS</b>	Prior Funding	Unspent @ 10/1/2022	Estimated FY23 Exp.	Adopted 2023/24	Proposed 2024/25	Proposed 2025/26	Proposed 2026/27	Proposed 2027/28	TOTAL
Maritime Revenue	900,000	6,946	-	150,000	150,000	-	-	-	300,000
<b>Grant Funds</b>									
<b>TOTAL COST</b>				150,000	150,000	-	-	-	300,000
Maritime Fund Revenue				150,000	150,000	-	-	-	300,000



PROJECT DETAIL

<b>PROJECT TITLE (#170001)</b> <i>Elm Street Pier Rehabilitation</i>	<b>DEPARTMENT OR DIVISION</b> <i>Maritime Fund</i>	<b>LOCATION</b> <i>Elm Street Pier</i>
<b>PROJECT DESCRIPTION</b>  <i>This project would fund the rehabilitation of the Elm Street Pier. The Elm Street pier has had the floating dock section replaced however the pier itself has not had any significant repairs since prior to 2001. The decking was replaced in the 1990's and since that time period only minor repairs to decking and handrails have been done as a result of storm damage.</i>  <i>This will be the sixth year in an eight-year plan.</i>		

GOALS & OBJECTIVES

*Council Strategic Goal #2, Infrastructure*

STATUS/OTHER COMMENTS

*To Provide a safe attractive Harbor for residents and visitors*

OPERATING COSTS/SAVINGS


*Asset preservation and improvement/ revenue protection*

**TOTAL PROJECT COST** *\$300,000*

PLANNED FINANCING

SOURCE OF FUNDS	Prior Funding	Unspent @ 10/1/2021	Estimated FY22 Exp.	Adopted 2023/24	Proposed 2024/25	Proposed 2025/26	Proposed 2026/27	Proposed 2027/28	TOTAL
Maritime Revenue	237,908	229,624	-	50,000	50,000	50,000	-	-	150,000
Grant Funds									
<b>TOTAL COST</b>				50,000	50,000	50,000	-	-	150,000
Maritime Fund Revenue				50,000	50,000	50,000	-	-	150,000

PROJECT DETAIL

<b>PROJECT TITLE (#03013)</b> <i>Bellevue Avenue Concrete</i>	<b>DEPARTMENT OR DIVISION</b> <i>Public Services</i>	<b>LOCATION</b> <i>Bellevue Avenue</i>
<b>PROJECT DESCRIPTION</b>  <i>Annual appropriation for the maintenance and preservation of the concrete roadway surface in order to extend and maintain its life cycle and to preserve this asset.</i>  <i>Sidewalk maintenance (chip seal) is estimated separately with assumption of \$100,000 for sidewalks necessary for 3 years .</i>		

GOALS & OBJECTIVES

*Asset preservation; pedestrian safety*

STATUS/OTHER COMMENTS

*Council Strategic Goal #2, Infrastructure*

TOTAL PROJECT COST

*On going*

OPERATING COSTS/SAVINGS


*Decrease liability claims*

PLANNED FINANCING

SOURCE OF FUNDS	Prior Funding	Unspent @ 10/1/2022	Estimated FY23 Exp.	Adopted 2023/24	Proposed 2024/25	Proposed 2025/26	Proposed 2026/27	Proposed 2027/28	TOTAL
Transfer from General Fund	2,000,000	456,309		300,000	300,000	300,000	300,000		1,200,000
Maritime Fund	600,000			100,000	100,000	100,000	100,000		400,000
Parking Fund	1,500,000			200,000	200,000	200,000	200,000		800,000
<b>TOTAL COST</b>				600,000	600,000	600,000	600,000	-	2,400,000
Maritime Fund Revenue				100,000	100,000	100,000	100,000	-	400,000



PROJECT DETAIL

<b>PROJECT TITLE (#170008)</b> <i>King Park Stone Pier Dinghy Dock</i>		<b>DEPARTMENT OR DIVISION</b> <i>Maritime Fund</i>			<b>LOCATION</b> <i>King Park, Wellington Ave.</i>				
<b>PROJECT DESCRIPTION</b> The project will create a new dinghy dock at the Stone Pier, located in King Park. The new dinghy dock will hold up to 150 additional dinghies and will provide public dinghy access to the City residents and visitors. The stone Pier is an ideal location with public parking available, close proximity to boat ramp and mooring fields/anchorage.									
<b>GOALS &amp; OBJECTIVES</b> <i>Council Strategic Goal #2, Infrastructure</i>									
<b>STATUS/OTHER COMMENTS</b> <i>To provide access to water/ land interaction</i>				<b>OPERATING COSTS/SAVINGS</b> <i>By providing an additional dock, there will be less wear and tear on other City dinghy docks</i>					
<b>TOTAL PROJECT COST</b>				<i>\$450,000</i>					
<b>PLANNED FINANCING</b>									
	<b>Prior Funding</b>	<b>Unspent @ 10/1/2022</b>	<b>Estimated FY23 Exp.</b>	<b>Adopted 2023/24</b>	<b>Proposed 2024/25</b>	<b>Proposed 2025/26</b>	<b>Proposed 2026/27</b>	<b>Proposed 2027/28</b>	<b>TOTAL</b>
<b>SOURCE OF FUNDS</b>									
<b>Maritime Revenue</b>	<i>New</i>	-	-	<i>200,000</i>	<i>100,000</i>	-	-	-	<i>300,000</i>
<b>Grant Funds</b>									
<b>TOTAL COST</b>				<i>200,000</i>	<i>100,000</i>	-	-	-	<i>300,000</i>
<b>Maritime Fund Revenue</b>				<i>200,000</i>	<i>100,000</i>	-	-	-	<i>300,000</i>



EQUIPMENT REPLACEMENT SCHEDULE - MARITIME FUND  
FY2024 ~ 2028

MODEL YEAR	MAKE	MODEL	ID#	Replacement			DESCRIPTION	PUR. YEAR	FY 23/24	FY 24/25	FY 25/26	FY 26/27	FY 27/28
				Years	Miles	Car #							
2006	Safe Boat	WT2 Trailer 910	1982	15			Boat Transport Trailer	2006					
2016	Safeboat	WT2 Trailer 2056		15			Boat transport trailer	2016					
2008	Ford	F-250	1988				Harbor Master	2007					
2006	Safe Boat	23ft T-Top	910	12			Harbor Patrol Boat, 23'	2006					
2016	Safe Boat	23ft T-Top	2056				Harbor Patrol Boat	2016					
2004	Inboard	Engine(Oldport)		10			Engine Replacement, 17'	2004					
1992	Oldport			20			Harbor Patrol Boat, 25'	1992					
2006	Yamaha-Safe	4-stroke		2	2,000 hrs		Engine Replacement, 25'	2006			25,000		
2006	Yamaha-Safe	4-stroke		2	2,000 hrs		Engine Replacement, 25'	2006			25,000		
2008	Yamaha-Thomas	2-stroke		2	2,000 hrs		Engine Replacement	2008		23,000	25,000		
2016	Yamaha-Safe	4 stroke		4	2500hrs		Engine Replacement	2016			25,000		
2016	Yamaha-Safe	4 stroke		4	2500hrs		Engine Replacement	2016			25,000		
2017	EZ Loader	Trailer	5610	15			Boat Trailer						
2014	Tidewater	Trailer	5706	15			Boat Trailer						
<b>Maritime-Totals</b>									-	<b>23,000</b>	<b>125,000</b>	-	-

## **PARKING FUND**

The following functions fall under the Parking Fund:

Oversee the parking operator contract for managing Gateway Transportation Center and Mary Street public parking lots: coordinate maintenance and capital improvements for both facilities, including electronic controls and communications systems, paving and garage management; negotiate parking agreements at the Gateway with large users; plan and facilitate potential redevelopment scenarios which have the potential of strengthening the City's revenues and increasing Newport's commercial district property values.

Facilitate improvements to City facilities which enhance traffic circulation and economic development, including improved public bathrooms, destination signage, and funding for the new Harbor Center. Provide assistance to vendors, businesses and other agencies with occasional requests for special parking requirements; Help coordinate special event management related to lot and on street parking.

The Parking Fund provides the public with safe, convenient and appropriate parking within the City of Newport. Further, it maximizes accessibility to each resident, business, and attraction with increased availability of parking and decreased traffic congestion by controlling parking eligibility and providing public fee parking.

# PARKING FUND

## FY 2023 Short-term goals, measures & status

Goal #1: Ensure compliance with all ADA standards at City’s parking facilities and improve accessibility to City’s parking facilities

Measure #1: Number of ADA self-audits of parking facilities

PERFORMANCE MEASURES	FY2019 ACTUAL	FY2020 ACTUAL	FY2021 ACTUAL	FY2022 ACTUAL	FY2023 ACTUAL
Number of ADA self-audits of parking facilities	1	1	1	2	1

Measure #2: Number of ADA improvements to City’s parking facilities

PERFORMANCE MEASURES	FY2019 ACTUAL	FY2020 ACTUAL	FY2021 ACTUAL	FY2022 ACTUAL	FY2023 ACTUAL
Number of ADA improvements to City’s parking facilities	1	2	1	1	2

*FY2023: Relocated H/C parking spaces at the Gateway Parking lot.  
Added H/C space at the mary St. lot*



Assoc. Council Mission Statement: **BEST SERVICE** to promote and foster outstanding customer service for all who come in contact with the City

Goal #2: Improve Parking & Transportation Web-site to make it more informative and user friendly.

Measure #1: Number of informative enhancements made to the City’s Parking & Transportation web pages

PERFORMANCE MEASURES	FY2019 ACTUAL	FY2020 ACTUAL	FY2021 ACTUAL	FY2022 ACTUAL	FY2023 ACTUAL
Number of informative enhancements made to Parking & Transportation web pages	1	2	1	3	3

*Reworded fee description for the Gateway Parking lot to more clearly state the daily rate*

*Emphasized the transition from Pay & Display to Pay by Plate at all parking meter locations in the City*

*Provided link to the Passport mobile payment app.*

Measure #2: Number of user-friendly enhancements made to the City’s Parking & Transportation web pages

PERFORMANCE MEASURES	FY2019 ACTUAL	FY2020 ACTUAL	FY2021 ACTUAL	FY2022 ACTUAL	FY2023 ACTUAL
Number of user-friendly enhancements made to Parking & Transportation web pages	1	3	1	2	3



# PARKING FUND

## FY 2023 Short-term goals, measures & status (continued)

*Corrected Mary St. Parking Lot Zone information so parkers could utilize the Passport Zone App to pay for their parking session*

*Included Parking Contractor contact information for direct access to contractor of parking information and related inquiries.*

*Revised all the Parking web pages to reflect the new rates and the availability of 2 hours of free parking for residents at on-street metered parking spaces.*

Assoc. Council Mission Statement:  to promote and foster outstanding customer service for all who come in contact with the City

Goal 3# Investigate opportunities to maintain and improve the City’s parking infrastructure

Measure #1: Number of improvements to City’s parking lots

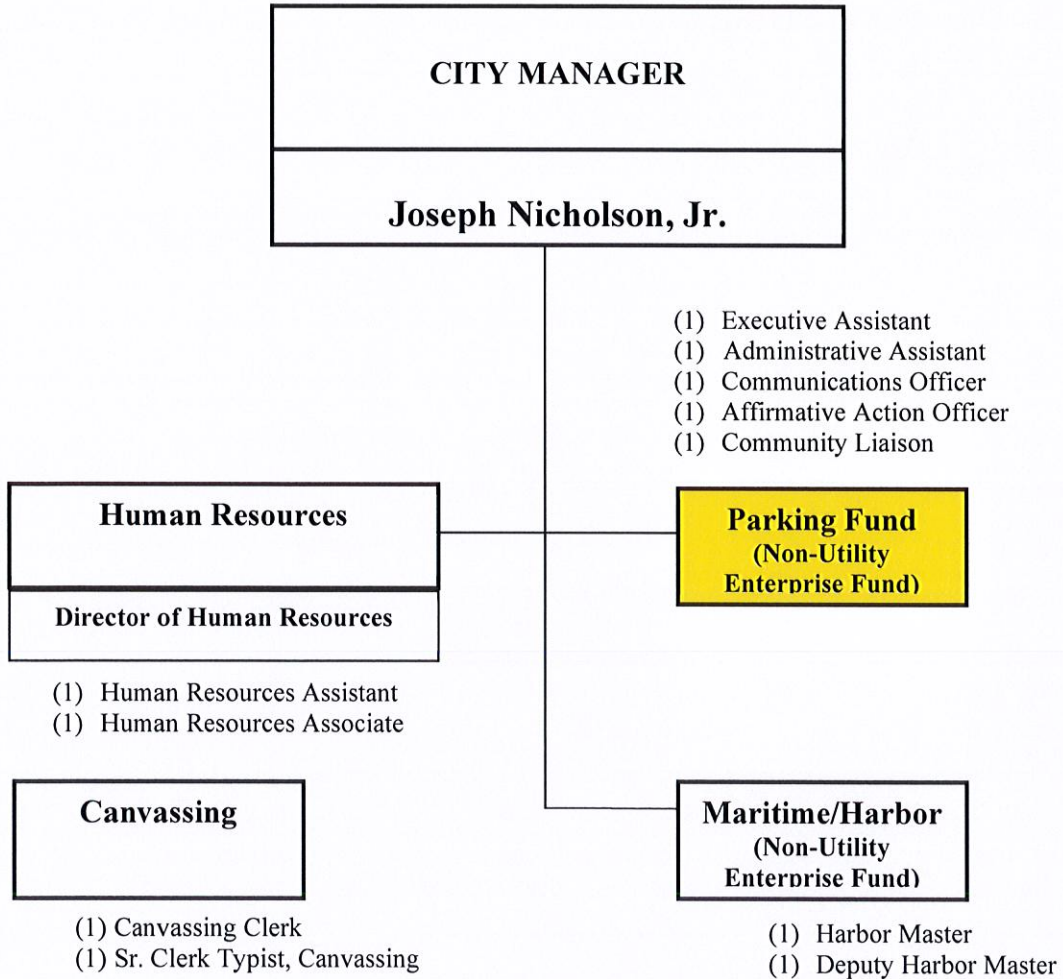
PERFORMANCE MEASURES	FY2019 ACTUAL	FY2020 ACTUAL	FY2021 ACTUAL	FY2022 ACTUAL	FY2023 ACTUAL
Number of improvements to City's parking lots	3	4	3	5	1

*Major improvements to the Mary St. Parking lot that were completed in June*

Assoc. Council Mission Statement:  to promote and foster outstanding customer service for all who come in contact with the City

**Goals and Measures for FY2023 continue to apply  
There are no new Goals or Measures in FY2024 or FY2025**

# CITY MANAGER





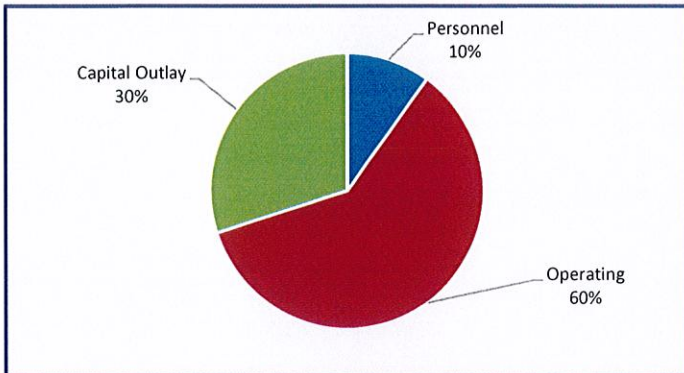
**CITY OF NEWPORT, RHODE ISLAND  
PARKING FUND  
FY2024 ADOPTED and FY2025 PROPOSED BUDGET  
SUMMARY**

	<b>2021-2022 ACTUAL</b>	<b>2022-2023 ADOPTED</b>	<b>2022-2023 ESTIMATED</b>	<b>2023-2024 ADOPTED</b>	<b>2024-2025 PROPOSED</b>
<b>19250520 REVENUES</b>					
045345 Federal Aid	\$ -	\$ -	\$ -	\$ -	\$ -
045695 Miscellaneous	15,000				
045700 Rental of Property			132,000	132,000	134,475
045880 Fishing Vehicle Parking Fees	4,380	2,500	4,300	4,400	4,400
045889 King Park Lot	7,775	5,475	7,000	7,000	7,000
045882 Mary Street Parking	367,599	357,995	421,526	390,000	390,000
045886 Gateway Parking - Vendor	711,669	737,887	800,090	800,000	800,000
045888 Gateway Parking - Marriott	105,000	105,000	105,000	105,000	105,000
045905 Gateway Parking - Brenton	35,000	22,500	30,000	30,000	30,000
045891 Parking Meters	845,053	716,918	777,883	790,000	790,000
Revenue From Operations	2,091,476	1,948,275	2,277,799	2,258,400	2,260,875
045701 Investment Int. Income	4,968	10,000	10,000	10,000	10,000
<b>TOTAL REVENUES</b>	<b>2,096,444</b>	<b>1,958,275</b>	<b>2,287,799</b>	<b>2,268,400</b>	<b>2,270,875</b>
<b>PROGRAMMED (SOURCE) USE OF CASH</b>		<b>332,353</b>	<b>(40,890)</b>	<b>39,960</b>	<b>(396,327)</b>
<b>TOTAL AVAILABLE</b>	<b>\$ 2,096,444</b>	<b>\$ 2,290,628</b>	<b>\$ 2,246,909</b>	<b>\$ 2,308,360</b>	<b>\$ 1,874,548</b>
<b>EXPENDITURES</b>					
Salaries	\$ 163,170	\$ 264,724	\$ 150,364	\$ 223,364	\$ 234,532
Fringe Benefits	13,287	35,382	11,000	17,100	18,000
Purchased Services	432,680	554,039	484,113	528,727	529,710
Revenue Share	62,766	100,000	304,978	300,000	300,000
Utilities	55,155	31,345	53,006	67,158	67,747
Internal Services	344,948	344,050	344,948	346,511	346,809
Materials & Supplies	41,188	68,500	68,500	75,500	76,500
Repairs & Maintenance	47,425	20,000	20,000	25,000	26,250
Depreciation	111,128	121,007	111,128	111,128	111,128
<b>Operating Expenditures</b>	<b>1,271,747</b>	<b>1,539,047</b>	<b>1,548,037</b>	<b>1,694,488</b>	<b>1,710,676</b>
<b>OTHER CASH OUTLAYS</b>					
Transfers to Other Funds	200,000	-	-	-	-
Capital Outlay	-	872,588	810,000	725,000	275,000
<b>Other Cash Outlays</b>	<b>200,000</b>	<b>872,588</b>	<b>810,000</b>	<b>725,000</b>	<b>275,000</b>
<b>TOTAL EXPENDITURES &amp; CASH OUTLAYS</b>	<b>\$ 1,471,747</b>	<b>\$ 2,411,635</b>	<b>\$ 2,358,037</b>	<b>\$ 2,419,488</b>	<b>\$ 1,985,676</b>
<b>Less: NON-CASH ITEMS</b>					
Depreciation	111,128	121,007	111,128	111,128	111,128
<b>TOTAL CASH NEEDED</b>	<b>\$ 1,360,619</b>	<b>\$ 2,290,628</b>	<b>\$ 2,246,909</b>	<b>\$ 2,308,360</b>	<b>\$ 1,874,548</b>
<b>NET ASSETS 6/30</b>	<b>\$ 7,336,141</b>	<b>\$ 7,755,369</b>	<b>\$ 8,075,903</b>	<b>\$ 8,649,815</b>	<b>\$ 9,210,014</b>
<b>UNRESTRICTED CASH &amp; INVEST 6/30</b>	<b>\$ 4,820,636</b>	<b>\$ 4,488,283</b>	<b>\$ 4,529,173</b>	<b>\$ 4,489,213</b>	<b>\$ 4,885,540</b>

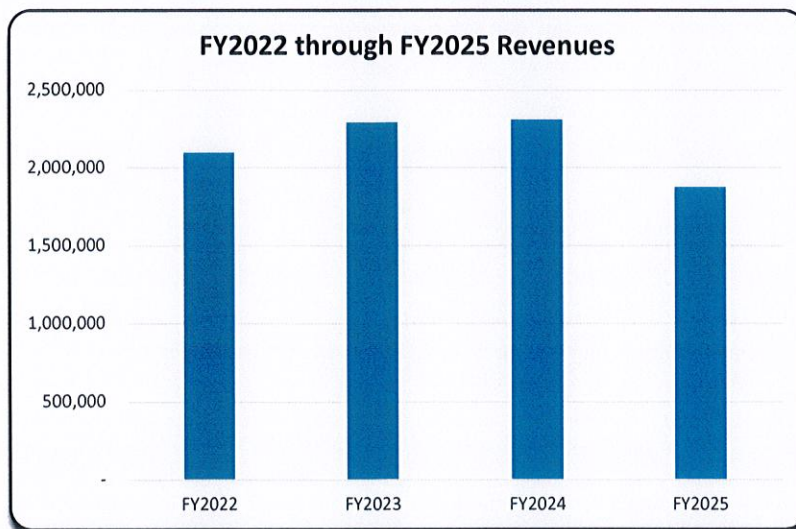
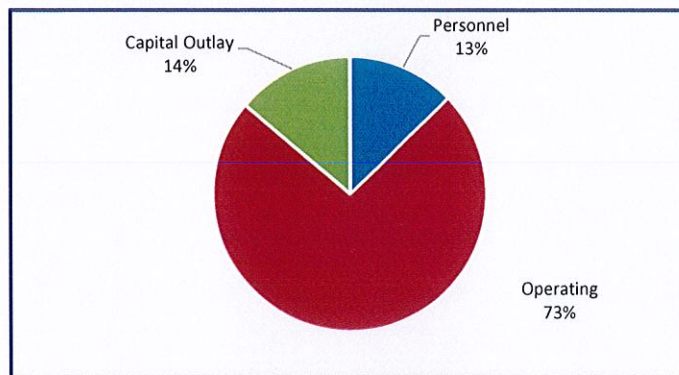


### Parking Fund

#### FY2024 Adopted Expenditures & Cash Outlays \$2,419,488



#### FY2025 Projected Expenditures & Cash Outlays \$1,985,676



**FUNCTION:** Parking/Community Improvement  
**DEPARTMENT:** Public Services  
**DIVISION OR ACTIVITY:** Parking and Community Improvement Fund

**BUDGET COMMENTS:**

Major expenses in this fund include costs of the parking lot contracts and capital improvements and repairs. Costs for the City's parking tickets have been moved under the City Manager's Division of Parking and Ticket Enforcement.

**PROGRAM:**

Functions include overseeing of parking contracts for Gateway, Mary Street and Long Wharf public parking lots; assistance to vendors, businesses and other agencies with occasional requests for special parking considerations; maintenance and capital improvements for the lots and two public restrooms. Functions also include coordinating the parking meter contract.

**OBJECTIVE:**

To maximize accessibility to each resident, business, and attraction with the increased availability of parking and decreased traffic congestion by controlling parking eligibility and providing public fee parking. To help provide tourists and residents with a positive experience during the tourist season.

**SERVICES AND PRODUCTS:**

- Parking improvement planning
- Monitor contract operations of the parking facilities
- Pavement striping

**COST CENTER: PARKING FACILITIES/COMMUNITY IMPROVEMENT**

TITLE	2021-2022 ACTUAL	2022-2023 ADOPTED	2022-2023 ESTIMATED	2023-2024 ADOPTED	2024-2025 PROPOSED
SALARIES	\$ 163,170	\$ 264,724	\$ 150,364	\$ 223,364	\$ 234,532
FRINGE BENEFITS	13,287	35,382	11,000	17,100	18,000
PURCHASED SERVICES	432,680	554,039	484,113	528,727	529,710
REVENUE SHARE	62,766	100,000	304,978	300,000	300,000
UTILITIES	55,155	31,345	53,006	67,158	67,747
INTERNAL SERVICES	344,948	344,050	344,948	346,511	346,809
SUPPLIES & MATERIALS	41,188	68,500	68,500	75,500	76,500
REPAIRS & MAINTENANCE	47,425	20,000	20,000	25,000	26,250
DEPRECIATION	111,128	121,007	111,128	111,128	111,128
CAPITAL OUTLAY		872,588	810,000	725,000	275,000
TRANSFERS TO OTHER FUNDS	200,000				
<b>COST CENTER TOTAL</b>	<b>1,471,747</b>	<b>2,411,635</b>	<b>2,358,037</b>	<b>2,419,488</b>	<b>1,985,676</b>




CITY OF NEWPORT, RHODE ISLAND  
 FY2024 ADOPTED AND FY2025 PROPOSED BUDGETS  
 PARKING FUND

Acct Unit	19250520											
ACCT NUMBER	ACCOUNT NAME	2022 ACTUAL RESULTS	2023 ADOPTED BUDGET	2023 PROJECTED RESULTS	2024 ADOPTED BUDGET	Dollar Change from FY2023	% Change	2025 PROPOSED BUDGET	Dollar Change from FY2024	% Change		
19250520-050001	Salaries	\$ 52,037	\$ 41,360	\$ 1,000	\$ -	(41,360)	-100.00%					
19250520-050002	Overtime	1,317	9,364	9,364	9,364	-	0.00%	9,832	468	5.00%		
19250520-050004	Temporary & Seasonal Salaries	109,816	214,000	140,000	214,000	-	0.00%	224,700	10,700	5.00%		
		<b>163,170</b>	<b>264,724</b>	<b>150,364</b>	<b>223,364</b>	<b>(41,360)</b>	<b>-15.62%</b>	<b>234,532</b>	<b>11,168</b>	<b>5.00%</b>		
19250520-050101	Health Insurance	74	10,467			(10,467)	-100.00%					
19250520-050102	Dental Insurance	472	513			(513)	-100.00%					
19250520-050103	Life Insurance	1	63			(63)	-100.00%					
19250520-050104	Payroll Taxes	12,698	15,000	11,000	17,100	2,100	14.00%	18,000	900	5.26%		
19250520-050105	MERS Defined Benefit	40	8,925			(8,925)	-100.00%					
19250520-050106	MERS Defined Contribution	2	414			(414)	-100.00%					
	<b>Fringe Benefits</b>	<b>13,287</b>	<b>35,382</b>	<b>11,000</b>	<b>17,100</b>	<b>(18,282)</b>	<b>-51.67%</b>	<b>18,000</b>	<b>900</b>	<b>5.26%</b>		
19250520-050207	Legal Advertising		500	500	500			500				
19250520-050220	Consultant Fees				5,000							
19250520-050225	Contract Services	407,934	525,843	454,985	491,937	(33,906)	-6.45%	494,991	3,054	0.62%		
19250520-050239	Fire & Liab. Insurance	23,037	25,398	26,628	29,291	3,893	15.33%	32,220	2,929	10.00%		
19250520-050251	Phone & Communications	1,709	2,298	2,000	2,000	(298)	-12.97%	2,000	-	0.00%		
	<b>Purchased Services</b>	<b>432,680</b>	<b>554,039</b>	<b>484,113</b>	<b>528,727</b>	<b>(30,312)</b>	<b>-5.47%</b>	<b>529,710</b>	<b>5,983</b>	<b>1.13%</b>		
19250520-050236	Revenue Share	62,766	100,000	304,978	300,000	200,000	200.00%	300,000	-	0.00%		
19250520-050305	Water Charges	21,203	19,054	19,054	19,626	572	3.00%	20,214	589	3.00%		
19250520-050306	Electricity	25,896	11,291	25,896	36,254	24,963	221.09%	36,254	-	0.00%		
19250520-050307	Natural Gas	8,056	1,000	8,056	11,278	10,278	1027.84%	11,278	-	0.00%		
	<b>Utilities</b>	<b>55,155</b>	<b>31,345</b>	<b>53,006</b>	<b>67,158</b>	<b>35,813</b>	<b>114.26%</b>	<b>67,747</b>	<b>589</b>	<b>0.88%</b>		
19250520-050266	Legal & Administrative	140,550	140,550	140,550	140,550		0.00%	140,550	-	0.00%		
19250520-050269	Sewer/Stormwater Fee	200,000	200,000	200,000	200,000		0.00%	200,000	-	0.00%		
19250520-050271	Vehicle Maintenance	4,398	3,500	4,398	5,961	2,461	70.31%	6,259	298	5.00%		
	<b>Internal Services</b>	<b>344,948</b>	<b>344,050</b>	<b>344,948</b>	<b>346,511</b>	<b>2,461</b>	<b>0.72%</b>	<b>346,809</b>	<b>298</b>	<b>0.09%</b>		
19250520-050311	Operating Supplies	28,971	15,000	15,000	20,000	5,000	33.33%	20,000	-	0.00%		
19250520-050320	Uniforms & Protective Gear	310	2,500	2,500	2,500	-	0.00%	2,500	-	0.00%		
19250520-050361	Office Supplies	715	3,000	3,000	3,000	-	0.00%	4,000	1,000	33.33%		
	Other Supplies	(37,177)										
19250520-050120	Bank Fees	48,369	48,000	48,000	50,000	2,000	4.17%	50,000	-	0.00%		
	<b>Supplies and Materials</b>	<b>41,188</b>	<b>68,500</b>	<b>68,500</b>	<b>75,500</b>	<b>7,000</b>	<b>10.22%</b>	<b>76,500</b>	<b>1,000</b>	<b>1.32%</b>		
19250520-050275	Repair & Maintenance	47,425	20,000	20,000	25,000	5,000	25.00%	26,250	1,250	5.00%		
	<b>Repairs &amp; Maintenance</b>	<b>47,425</b>	<b>20,000</b>	<b>20,000</b>	<b>25,000</b>	<b>5,000</b>	<b>25.00%</b>	<b>26,250</b>	<b>1,250</b>	<b>5.00%</b>		
19250520-050950	Depreciation	111,128	121,007	111,128	111,128			111,128				
	<b>Total Operating Expenditures</b>	<b>1,271,747</b>	<b>1,539,047</b>	<b>1,548,037</b>	<b>1,694,489</b>	<b>160,321</b>	<b>10.42%</b>	<b>1,710,677</b>	<b>21,188</b>	<b>1.25%</b>		
19250520-050440	Mary St. Improvements	-	297,088	460,000								
19250520-050440	Electrical Service Separation	-	150,000	150,000								
19250520-050440	Gateway Garage Waterproofing	-	225,500	0								
19250520-050440	Bellevue Concrete (Transfers Out)	-	200,000	200,000	200,000			200,000				
19250520-050440	Gateway Lower Roof Repair	-			275,000							
19250520-050440	Parking Lot Improvements	-			250,000			75,000				
19250520-050440	Other Improvements	-										
	<b>Total Capital Outlay</b>	<b>-</b>	<b>872,588</b>	<b>810,000</b>	<b>725,000</b>	<b>-</b>		<b>275,000</b>	<b>-</b>			
19250520-058002	Transfer to Other Funds	200,000										
	<b>Total Other Financing Uses</b>	<b>200,000</b>	<b>-</b>	<b>-</b>	<b>-</b>	<b>-</b>		<b>-</b>	<b>-</b>			
	<b>TOTAL EXPENDITURES/CASH OUTLAYS</b>	<b>\$ 1,471,747</b>	<b>\$ 2,411,635</b>	<b>\$ 2,358,037</b>	<b>\$ 2,419,489</b>	<b>\$ 160,321</b>	<b>6.65%</b>	<b>\$ 1,985,677</b>	<b>\$ 21,188</b>	<b>0.88%</b>		

CITY OF NEWPORT Recommended CIP Schedule Parking Fund FY 2024 ~ 2028								
Project Title	Activity No.	Funding Source	Adopted 2023-24	Proposed 2024-25	Proposed 2025-26	Proposed 2026-27	Proposed 2027-28	Total 23/24-27/28
Bellevue Avenue Concrete	03013	Enterprise	200,000	200,000	200,000	200,000	-	800,000
Gateway Lower Roof Repair	03004	Enterprise	275,000	-	-	-	-	275,000
Parking Lot Improvements	03025	Enterprise	250,000	75,000	-	-	-	-
Equipment Replacement		Enterprise	-	-	-	-	-	-
<b>Total Parking Projects</b>			<b>725,000</b>	<b>275,000</b>	<b>200,000</b>	<b>200,000</b>	<b>-</b>	<b>1,075,000</b>
<b>Funding Sources:</b>								
Parking Fund			725,000	275,000	200,000	200,000	-	1,075,000
<b>Total Funding Sources</b>			<b>725,000</b>	<b>275,000</b>	<b>200,000</b>	<b>200,000</b>	<b>-</b>	<b>1,075,000</b>



PROJECT DETAIL

<b>PROJECT TITLE (#03013)</b>		<b>DEPARTMENT OR DIVISION</b>		<b>LOCATION</b>					
<i>Bellevue Avenue Concrete</i>		Public Services		<i>Bellevue Avenue</i>					
<b>PROJECT DESCRIPTION</b>									
<p>Annual appropriation for the maintenance and preservation of the concrete roadway surface in order to extend and maintain its life cycle and to preserve this asset.</p> <p>Sidewalk maintenance (chip seal) is estimated separately with assumption of \$100,000 for sidewalks necessary for 3 years.</p>									
<b>GOALS &amp; OBJECTIVES</b>									
<i>Asset preservation; pedestrian safety</i>									
<b>STATUS/OTHER COMMENTS</b>				<b>OPERATING COSTS/SAVINGS</b>					
<i>Council's Strategic Goal #2 - Infrastructure</i>									
<b>TOTAL PROJECT COST</b>				<i>On going Decrease liability claims</i>					
<b>PLANNED FINANCING</b>									
	<b>Prior Funding</b>	<b>Unspent @ 10/1/2022</b>	<b>Estimated FY22 Exp.</b>	<b>Adopted 2023/24</b>	<b>Proposed 2024/25</b>	<b>Proposed 2025/26</b>	<b>Proposed 2026/27</b>	<b>Proposed 2027/28</b>	<b>TOTAL</b>
<b>SOURCE OF FUNDS</b>									
<b>Transfer from General Fund</b>	<i>5,300,000</i>			<i>300,000</i>	<i>300,000</i>	<i>300,000</i>	<i>300,000</i>	-	<i>1,200,000</i>
<b>Maritime Fund</b>	<i>600,000</i>			<i>100,000</i>	<i>100,000</i>	<i>100,000</i>	<i>100,000</i>	-	<i>400,000</i>
<b>Parking Fund</b>	<i>1,500,000</i>			<i>200,000</i>	<i>200,000</i>	<i>200,000</i>	<i>200,000</i>	-	<i>800,000</i>
<b>TOTAL COST</b>				<i>600,000</i>	<i>600,000</i>	<i>600,000</i>	<i>600,000</i>	-	<i>2,400,000</i>
<b>Parking Fund Revenue</b>				<i>200,000</i>	<i>200,000</i>	<i>200,000</i>	<i>200,000</i>	-	<i>800,000</i>




**PROJECT DETAIL**

PROJECT TITLE (#03004)	DEPARTMENT OR DIVISION	LOCATION							
<i>Building Improvements</i>	<i>Public Services</i>	<i>Citywide</i>							
<b>PROJECT DESCRIPTION</b>									
Physical improvements to the City-owned facilities are imperative to preserve assets as well as to maintain and to improve efficiencies that lie within. The building envelope study performed specifies a number of items that should be undertaken to a number of our facilities to correct deficiencies for purposes of asset preservation.									
FY2023/24	Hut Heater Replacement		30,000						
FY2023/24	Cottage Exterior Repairs/Roof Replacement		60,000						
FY2023/24	Gateway Lower Roof Repair/Replacement		275,000						
	<b>FY2023/24 Total</b>		<b>365,000</b>						
FY2024/25	Hut Flat Roof Replacement		175,000						
FY2024/25	City Hall Window Restoration		650,000						
	<b>FY2024/25 Total</b>		<b>825,000</b>						
FY2025/26	City Hall Masonry Repairs		750,000						
FY2026/27	Easton's Beach Cabana Repairs	750,000							
FY2027/28	Innovate Newport Boiler Abatement/Demo	200,000							
<b>GOALS &amp; OBJECTIVES</b>									
<i>Preservation of physical assets and public safety</i>									
<b>STATUS/OTHER COMMENTS</b>		<b>OPERATING COSTS/SAVINGS</b>							
<i>Council's Strategic Goal #2 = Infrastructure</i>									
<b>TOTAL PROJECT COST</b>		<i>On going Energy efficiencies and reduction of maintenance costs</i>							
<b>PLANNED FINANCING</b>									
	<b>Prior Funding</b>	<b>Unspent @ 10/1/2022</b>	<b>Estimated FY23 Exp.</b>	<b>Adopted 2023/24</b>	<b>Proposed 2024/25</b>	<b>Proposed 2025/26</b>	<b>Proposed 2026/27</b>	<b>Proposed 2027/28</b>	<b>TOTAL</b>
<b>Transfer from General Fund</b>	3,243,938	162,060	-	90,000	500,000	1,075,000	750,000	200,000	2,615,000
<b>Parking Fund</b>				275,000	-	-	-	-	275,000
<b>TOTAL COST</b>				365,000	500,000	1,075,000	750,000	200,000	2,890,000
<b>Parking Fund Revenue</b>				275,000	-	-	-	-	275,000



**PROJECT DETAIL**

<b>PROJECT TITLE (#03025)</b> <i>Parking Facility Improvements</i>		<b>DEPARTMENT OR DIVISION</b> <i>Public Services</i>		<b>LOCATION</b> <i>Citywide</i>					
<b>PROJECT DESCRIPTION</b>  <p>The City of Newport is developing a program to maintain and to improve its parking lot infrastructure associated with public buildings. Recent improvements include the new City Hall lot and Touro Street lot as well as maintenance improvements to the lots at the Beach (east lot).</p> <p>Existing Priorities include the Recreation Center (Hut), Police Department, Edward Street, and King House Access Road.</p> <p>FY2023/24                      <i>Police Department (back lot)</i>                      <i>250,000</i>  FY2024/25                      <i>Edward Street</i>                      <i>75,000</i>  FY2025/26                      <i>TBD</i>  FY2026/27                      <i>TBD</i>  FY2027/28                      <i>TBD</i></p>									
<b>GOALS &amp; OBJECTIVES</b> <i>Preserve assets; public safety</i>									
<b>STATUS/OTHER COMMENTS</b> <i>Council's Strategic Goal #2 = Infrastructure</i>				<b>OPERATING COSTS/SAVINGS</b> <i>Improve structural integrity of facility</i>					
<b>TOTAL PROJECT COST</b> <i>On going</i>				<i>Reduction of Trip/Fall litigation &amp; Pothole claims, Fleet Preservation</i>					
<b>PLANNED FINANCING</b>									
<b>SOURCE OF FUNDS</b>	<b>Prior Funding</b>	<b>Unspent @ 10/1/2022</b>	<b>Estimated FY23 Exp.</b>	<b>Adopted 2023/24</b>	<b>Proposed 2024/25</b>	<b>Proposed 2025/26</b>	<b>Proposed 2026/27</b>	<b>Proposed 2027/28</b>	<b>TOTAL</b>
<b>Parking Fund</b>	<i>410,000</i>	<i>226,250</i>		<i>250,000</i>	<i>75,000</i>	<i>-</i>	<i>-</i>	<i>-</i>	<i>325,000</i>
<b>TOTAL COST</b>				<i>250,000</i>	<i>75,000</i>	<i>-</i>	<i>-</i>	<i>-</i>	<i>325,000</i>
<b>Parking Fund Revenue</b>				<i>250,000</i>	<i>75,000</i>	<i>-</i>	<i>-</i>	<i>-</i>	<i>325,000</i>

EQUIPMENT REPLACEMENT SCHEDULE - PARKING													
MODEL YEAR	MAKE	MODEL	ID#	Replacement			DESCRIPTION	FY23/24	FY24/25	FY25/26	FY26/27	FY27/28	REPLACE COST
				Years	Miles	Car #							
<b>Parking</b>													
													20,000
2005	Smart	432KA	1386										26,000
2005	Smart	432KA	1587										26,000
2012	Smart		1986										26,000
2012	All Traf		2129										26,000
2013	Chevy	K-2500	2485	10	100000	39							50,000
2012	Ford	F-250	4247	10	100000	20							45,000
2012	Toyota	Prius	5933	10	100000								35,000
<b>Total Parking</b>								-	-	-	-	-	<b>254,000</b>



## **EQUIPMENT OPERATIONS**

The following functions fall under Equipment Operations:

Equipment Operations provides funds for the City's vehicle and equipment repair facilities located at the Public Works garage. This division is responsible for administration and oversight of the service provider First Vehicle Services who holds the contract for maintenance of vehicles owned by the City of Newport. Topics administered or overseen include developing specifications for new and replacement vehicles and equipment; administration and execution of a comprehensive preventive maintenance program for all vehicles and equipment in the City's fleet; receiving, inspecting and providing modifications to vehicles and equipment as required by user departments; maintenance of a replacement parts inventory; providing mechanical repairs as required and responding accordingly during weather and/or public safety emergencies; operation of a computerized fuel dispensing system; disposing of surplus vehicles and equipment through competitive bidding sales; and maintaining a vehicle inventory and vehicle registrations as required by the Rhode Island Department of Transportation. This repair facility is licensed by the State of Rhode Island as an Official Inspection Station and provides all annual inspections as required.

Through this program the City of Newport optimizes safety and performance while minimizing the life cycle costs of City vehicles through the provision of a cost-effective planned maintenance program.

# EQUIPMENT OPERATIONS

## FY 2023 Short-term goals, measures & status:

Goal #1: To properly maintain vehicles through planned and reactive work orders.

Measure: One Hundred percent completion of scheduled maintenance.

	FY2019 ACTUAL	FY2020 ACTUAL	FY2021 ACTUAL	FY2022 ACTUAL	FY2023 ACTUAL
<b>PERFORMANCE MEASURES</b>					
Number of scheduled maintenance completed annually	570	557	470	516	466
Percent of scheduled maintenance completed	95.50%	98%	98.72%	98.45%	98.71%

Assoc. Council Mission Statement:



to deliver quality and cost effective municipal services to our residents, businesses, institutions and visitors that result in the highest achievable levels of customer satisfaction

Goal #2: To provide safe, reliable and cost effective vehicles for the performance of City of Newport operations.

Measure: Complete, on average, 100 or more repair orders per month (1,200 annually).

	FY2019 ACTUAL	FY2020 ACTUAL	FY2021 ACTUAL	FY2022 ACTUAL	FY2023 ACTUAL
<b>PERFORMANCE MEASURES</b>					
Number of repair orders completed annually	1,654	1,666	1,336	1,598	1,313

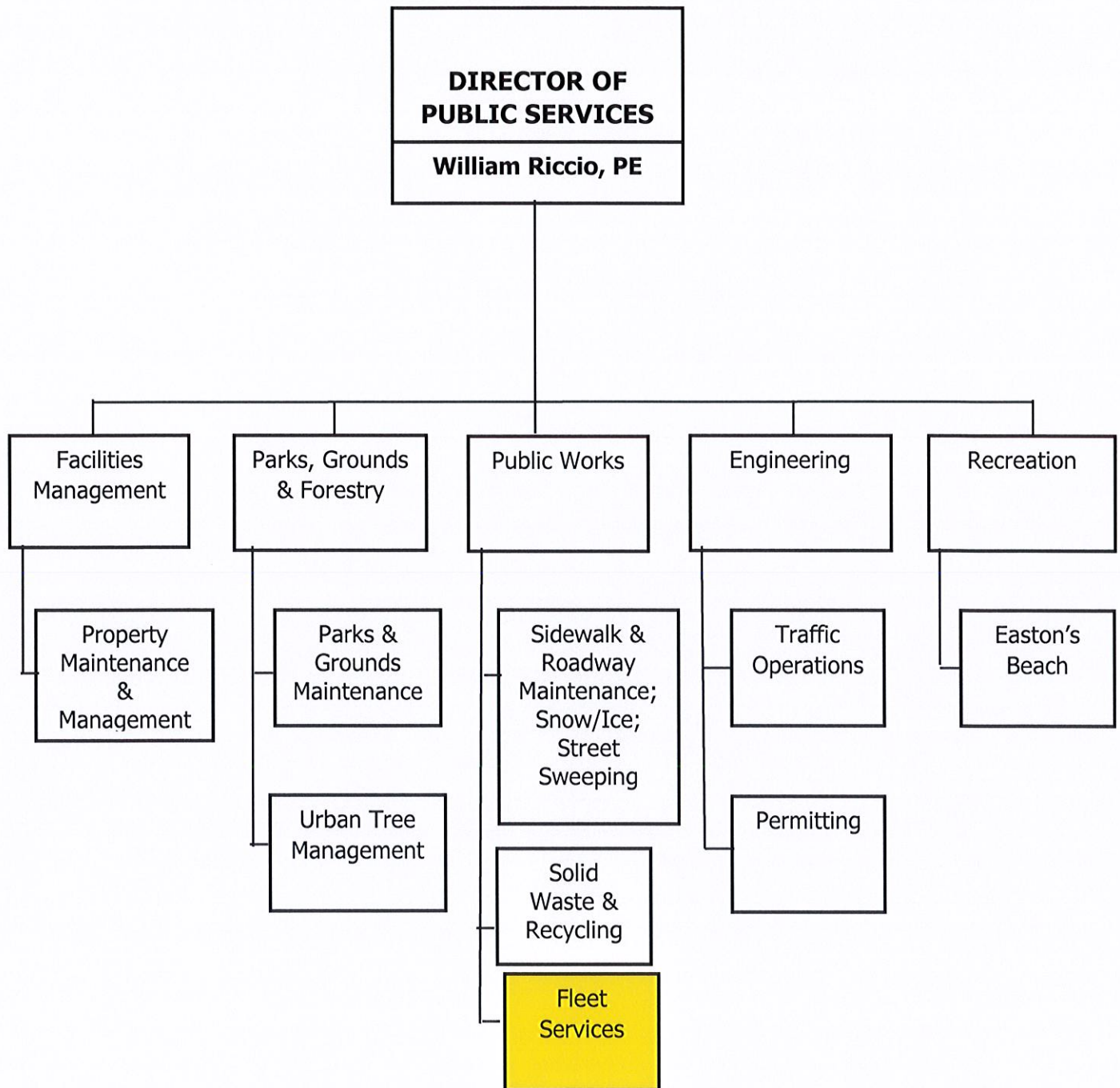
Assoc. Council Mission Statement:



to deliver quality and cost effective municipal services to our residents, businesses, institutions and visitors that result in the highest achievable levels of customer satisfaction

**Goals and Measures for FY 2023 continue to apply  
There are no new Goals or Measures for FY2024 or FY2025**

# DEPARTMENT OF PUBLIC SERVICES ADMINISTRATION



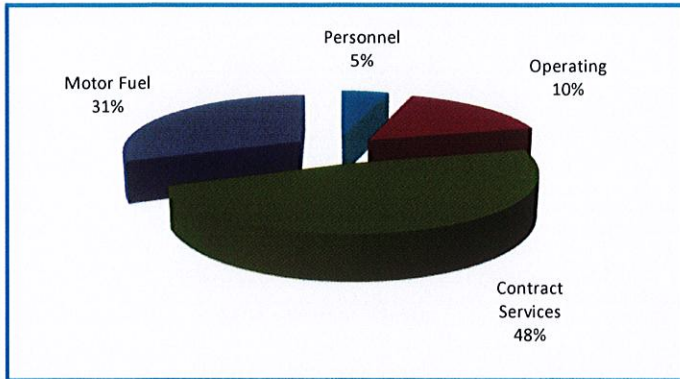


**CITY OF NEWPORT, RHODE ISLAND  
EQUIPMENT OPERATIONS FUND BUDGET  
FY2024 ADOPTED AND FY2025 PROPOSED BUDGETS  
SUMMARY**

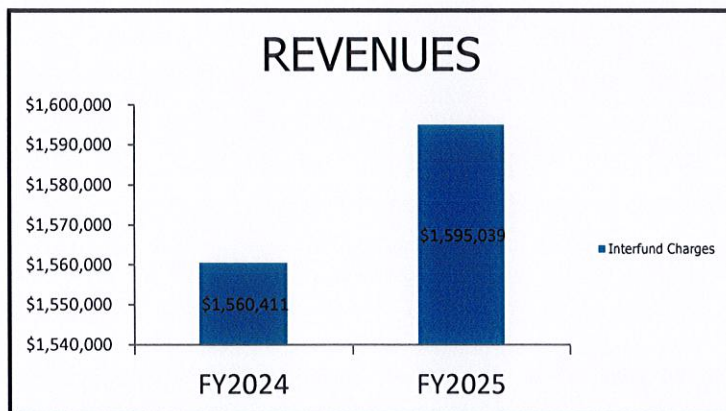
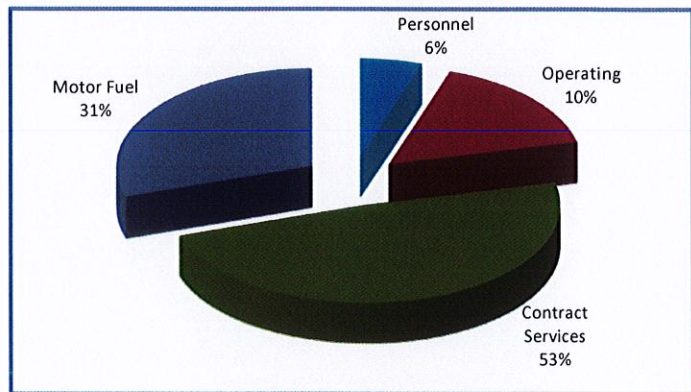
<b>REVENUES</b>	<b>2020-22 ACTUAL</b>	<b>2022-23 ADOPTED</b>	<b>2022-23 PROJECTED</b>	<b>2023-24 ADOPTED</b>	<b>2024-25 PROPOSED</b>
Interfund Charges	\$ 1,473,276	\$ 1,476,066	\$ 1,487,704	\$ 1,560,411	\$ 1,595,039
<b>TOTAL REVENUES &amp; OTHER SOURCES OF FUNI</b>	<b>1,473,276</b>	<b>1,476,066</b>	<b>1,487,704</b>	<b>1,560,411</b>	<b>1,595,039</b>
<b>EXPENDITURES</b>					
Salaries	\$ 51,292	\$ 54,117	\$ 54,117	\$ 55,125	\$ 57,993
Fringe Benefits	24,841	27,524	27,524	23,020	23,931
Purchased Services	775,706	818,831	828,186	859,389	890,238
Utilities	23,410	26,500	26,500	26,500	26,500
Internal Services	1,949	4,594	4,594	4,594	4,594
Supplies & Materials	487,303	454,500	454,500	484,500	484,500
Repairs & Maintenance	101,492	85,000	85,000	100,000	100,000
Depreciation Expense	7,283	5,000	7,283	7,283	7,283
<b>Operating Expenditures</b>	<b>1,473,276</b>	<b>1,476,066</b>	<b>1,487,704</b>	<b>1,560,411</b>	<b>1,595,039</b>
Capital Outlay	-	-	-	-	-
<b>Other Expenditures</b>	<b>-</b>	<b>-</b>	<b>-</b>	<b>-</b>	<b>-</b>
<b>TOTAL EXPENDITURES &amp; CASH OUTLAYS</b>	<b>\$ 1,473,276</b>	<b>\$ 1,476,066</b>	<b>\$ 1,487,704</b>	<b>\$ 1,560,411</b>	<b>\$ 1,595,039</b>
<b>NET ASSETS 6/30</b>	<b>\$ 168,457</b>	<b>\$ 168,457</b>	<b>\$ 168,457</b>	<b>\$ 168,457</b>	<b>\$ 168,457</b>
<b>CASH BALANCE 6/30</b>	<b>\$ 245,681</b>	<b>\$ 250,681</b>	<b>\$ 257,964</b>	<b>\$ 265,247</b>	<b>\$ 272,530</b>

**Equipment Operations**

**FY2024 Expenditures & Cash Outlays \$1,560,411**



**FY2025 Expenditures & Cash Outlays \$1,595,039**



**FUNCTION: Equipment Operations Fund**  
**DEPARTMENT: Equipment Operations**  
**DIVISION OR ACTIVITY: Equipment Operations**

**BUDGET COMMENTS:**

The fleet maintenance of all City equipment other than fire trucks was outsourced effective January 2007. The cost for contract services is \$750,000 in Fiscal Year 2024. Other major costs include \$480,000 for motor fuel and \$100,000 for motor vehicle insurance.

**PROGRAM:**

This program provides funds for the City's vehicle and equipment repair facilities located at the Public Works garage. This division is responsible for: developing specifications for new and replacement vehicles and equipment; administration and execution of a comprehensive preventive maintenance program for all vehicles and equipment in the City's fleet; receiving, inspecting and providing modifications to vehicles and equipment as required by user departments; maintenance of a replacement parts inventory; providing mechanical repairs as required and responding accordingly during weather and/or public safety emergencies; operation of a computerized fuel dispensing system; disposing of surplus vehicles and equipment through competitive bidding sales; maintaining a vehicle inventory and vehicle registration as required by the Rhode Island Department of Transportation. This facility is licensed by the State of Rhode Island as an official inspection station and provides all annual inspections as required.

**OBJECTIVES:**

To optimize the safety and performance and minimize the life cycle costs of City vehicles through the provision of a cost-effective prevention maintenance program.



**COST CENTER: EQUIPMENT OPERATIONS FUND - 09-120-8820**

TITLE	2020-22 ACTUAL	2022-23 ADOPTED	2022-23 PROJECTED	2023-24 ADOPTED	2024-25 PROPOSED
SALARIES	\$ 51,292	\$ 54,117	\$ 54,117	\$ 55,125	\$ 57,993
FRINGE BENEFITS	24,841	27,524	27,524	23,020	23,931
PURCHASED SERVICES	775,706	818,831	828,186	859,389	890,238
UTILITIES	23,410	26,500	26,500	26,500	26,500
INTERNAL SERVICES	1,949	4,594	4,594	4,594	4,594
SUPPLIES & MATERIALS	487,303	454,500	454,500	484,500	484,500
REPAIRS & MAINTENANCE	101,492	85,000	85,000	100,000	100,000
DEPRECIATION	7,283	5,000	7,283	7,283	7,283
<b>COST CENTER TOTAL</b>	<b>\$ 1,473,276</b>	<b>\$ 1,476,066</b>	<b>\$ 1,487,704</b>	<b>\$ 1,560,411</b>	<b>\$ 1,595,039</b>

PERSONNEL CLASSIFICATION	GRADE	AUTH FY 21-22	AUTH FY 22-23	MID-YEAR FY 22-23	ADOPTED FY 23-24	PROPOSED FY 23-24
Fleet Coordinator	U07	0.00	0.00	0.00	0.00	0.00
Assist. Superintendent of Public Works	N04	0.40	0.40	0.40	0.40	0.40
Sr Clerk Typist	U02	0.33	0.33	0.33	0.33	0.33
<b>Total Positions</b>		<b>0.73</b>	<b>0.73</b>	<b>0.73</b>	<b>0.73</b>	<b>0.73</b>

CITY OF NEWPORT, RHODE ISLAND  
 FY2024 ADOPTED and FY2025 PROPOSED BIENNIAL BUDGET  
 EQUIPMENT OPERATIONS

Acct Unit		09120882								
ACCT NUMBER	ACCOUNT NAME	2022 ACTUAL RESULTS	2023 ADOPTED BUDGET	2023 PROJECTED RESULTS	2024 ADOPTED BUDGET	Dollar Change from FY2023	% Change	2025 PROPOSED BUDGET	Dollar Change from FY2024	% Change
09120882-050001	Salaries	\$ 51,292	\$ 54,117	\$ 54,117	\$ 55,125	\$ 1,008	1.86%	\$ 57,993	\$ 2,868	5.20%
09120882-050101	Active Medical Insurance	9,422	10,422	10,422	6,422	(4,000)	-38.38%	6,422	-	0.00%
09120882-050102	Active Dental Ins	239	472	472	229	(243)	-51.48%	229	-	0.00%
09120882-050103	Life Insurance	92	92	92	92	-	0.00%	92	-	0.00%
09120882-050104	Payroll Taxes	3,941	4,140	4,140	4,294	154	3.72%	4,423	129	3.00%
09120882-050105	State Defined Benefits	10,482	11,678	11,678	11,422	(256)	-2.19%	12,187	765	6.70%
09120882-050106	State Defined Contributions	665	720	720	561	(159)	-22.08%	578	17	3.03%
	<b>Employee Benefits</b>	<b>24,841</b>	<b>27,524</b>	<b>27,524</b>	<b>23,020</b>	<b>(4,504)</b>	<b>-16.36%</b>	<b>23,931</b>	<b>911</b>	<b>3.96%</b>
09120882-050205	Copy & Binding		400	400	400	-	0.00%	400	-	0.00%
09120882-050212	Conf & Training		500	500	500	-	0.00%	500	-	0.00%
09120882-050225	Contract Services	679,694	720,000	720,000	750,000	30,000	4.17%	775,000	25,000	3.33%
09120882-050239	Liability Insurance	7,717	7,871	7,960	8,489	618	7.85%	9,338	849	10.00%
09120882-050240	Motor Vehicle Insurance	88,295	90,060	99,326	100,000	9,940	11.04%	105,000	5,000	5.00%
	<b>Total Purchased Services</b>	<b>775,706</b>	<b>818,831</b>	<b>828,186</b>	<b>859,389</b>	<b>40,558</b>	<b>4.95%</b>	<b>890,238</b>	<b>30,849</b>	<b>3.59%</b>
09120882-050257	Refuse Disposal									
09120882-050305	Water Charge	962	1,500	1,500	1,500	-	0.00%	1,500	-	0.00%
09120882-050306	Electricity	10,786	13,000	13,000	13,000	-	0.00%	13,000	-	0.00%
09120882-050307	Natural Gas	11,662	12,000	12,000	12,000	-	0.00%	12,000	-	0.00%
	<b>Total Utilities</b>	<b>23,410</b>	<b>26,500</b>	<b>26,500</b>	<b>26,500</b>	<b>-</b>	<b>0.00%</b>	<b>26,500</b>	<b>-</b>	<b>0.00%</b>
09120882-050271	Gasoline & Vehicle Maint	1,949	4,594	4,594	4,594	-	0.00%	4,594	-	0.00%
	<b>Total Internal Services</b>	<b>1,949</b>	<b>4,594</b>	<b>4,594</b>	<b>4,594</b>	<b>-</b>	<b>0.00%</b>	<b>4,594</b>	<b>-</b>	<b>0.00%</b>
09120882-050268	Mileage Reimbursement									
09120882-050301	Motor Fuel (Gas, Diesel)	477,606	450,000	450,000	480,000	30,000	6.67%	480,000	-	0.00%
09120882-050311	Operating Supplies	9,242	3,500	3,500	3,500	-	0.00%	3,500	-	0.00%
09120882-050361	General Office Supplies	455	1,000	1,000	1,000	-	0.00%	1,000	-	0.00%
	<b>Total Supplies &amp; Materials</b>	<b>487,303</b>	<b>454,500</b>	<b>454,500</b>	<b>484,500</b>	<b>30,000</b>	<b>6.60%</b>	<b>484,500</b>	<b>-</b>	<b>0.00%</b>
09120882-050260	Rental - Equip & Facilities									
09120882-050275	Repair & Maint., Equip/Fac	101,492	85,000	85,000	100,000	15,000	17.65%	100,000	-	0.00%
	<b>Total Repairs &amp; Maintenance</b>	<b>101,492</b>	<b>85,000</b>	<b>85,000</b>	<b>100,000</b>	<b>15,000</b>	<b>17.65%</b>	<b>100,000</b>	<b>-</b>	<b>0.00%</b>
09120882-050424	Equipment Avoco \$10,000									
09120882-050950	Depreciation Expense	7,283	5,000	7,283	7,283	2,283	45.66%	7,283	-	0.00%
	<b>Total Expenditures</b>	<b>\$ 1,473,276</b>	<b>\$ 1,476,066</b>	<b>\$ 1,487,704</b>	<b>\$ 1,560,411</b>	<b>\$ 84,345</b>	<b>5.71%</b>	<b>\$ 1,595,039</b>	<b>34,628</b>	<b>2.22%</b>

## **WATER POLLUTION CONTROL**

The City of Newport Department of Utilities, Water Pollution Control Division is responsible for managing the City's Sanitary Sewer system and Storm Drainage system. Construction of the wastewater collection system dates back to the late 1800s and early 1900s. The system functioned as a completely combined sewer system until the 1970's when the City undertook an extensive sewer separation program to reduce CSO's discharging to Newport Harbor. Addressing the occurrences of combined sewer overflows is a highly complex issue for which the City of Newport is committed. The City is working to identify and implement improvements to prevent the occurrences of overflows to comply with RIDEM and EPA Combined Sewer Overflow Policies.

During dry weather, sanitary sewer flows are conveyed to the Newport WPCP. Before discharge into Newport Harbor, all dry weather flows receive secondary treatment and disinfection at the WPCP. During wet weather, despite the sewer separation projects that have been completed, large quantities of stormwater enter the Newport combined sewer system and can overload the system. Relief points in the system divert the excess flow and allow it to discharge to Newport Harbor. These discharges are called Combined Sewer Overflows (CSOs). Newport currently has two permitted CSO outfalls, each served by a CSO treatment facility that provides partial treatment and disinfection before discharge to the harbor.

The Water Pollution Control Enterprise Fund supports the operation, maintenance, and debt service expenditures associated with the Department of Utilities, Water Pollution Control Division. Areas of responsibility include the City's sanitary and stormwater collection systems and the Industrial Pretreatment Program. This system includes all sanitary sewer and storm drain lines, pump stations, the Wellington Avenue Combined Sewer Overflow (CSO), Washington Street CSO facility, and the Treatment Plant facilities on Connell Highway.

The Sanitary Sewer System contains:

- 97 miles of gravity and force main sewer collection pipe
- Over 1,800 Sanitary Sewer manholes

The Storm Drainage System contains:

- 50 miles of Storm Drains
- Over 1,200 Storm Drain manholes
- Over 2,500 Catch Basins

The system serves not only the City of Newport but also the Town of Middletown and the Naval Station Newport. Both of these jurisdictions have contracts with the City to pay their share of water pollution control operating costs. The Wastewater Treatment Facility, Pumping Stations, CSO Treatment Facilities, the UV Stormwater Disinfection System, and the Industrial Pretreatment Program are operated and maintained under a service contract with Veolia Water Services Newport LLC. Beginning in FY 2018, city staff from the Water Pollution Control Division operate and manage the sanitary sewer collection and storm drainage underground piping systems.



**WATER POLLUTION CONTROL**

**FY 2023 Short-term goals, measures, and status:**

Goal #1: Ensure effective proactive management of the City’s Sanitary Sewer and Storm Drainage Systems.

Measure #1: Inspect all assets to allow fact-based proactive system maintenance.

	2018	2019	2020	2021	2022	2023
<b>Gravity Sewers</b>	15	43	112	87	109	141
<b>Storm Drains</b>	2	7	48	10	18	35
<b>Manholes<sup>b</sup></b>	1254	865	6429	2859	2098	2355
<b>Catch Basins</b>	1262	705	3856	2082	1538	1933
<b>Outfalls</b>	24	24	89	119	58	192
<b>Tide Gates</b>	22	53	105	72	57	45

<sup>b</sup> Represents the sum of sewer and storm infrastructure

Measure #2: Cleaning of all assets to allow fact-based proactive system maintenance.

	2018	2019	2020	2021	2022	2023
<b>Gravity Sewers</b>	N/A	N/A	308	1860	1375	1008
<b>Storm Drains</b>	N/A	N/A	-	10	1	6
<b>Manholes<sup>b</sup></b>	782	1102	752	705	749	698
<b>Catch Basins</b>	443	633	666	330	409	302
<b>Outfalls</b>	-	3	5	10	18	10
<b>Tide Gates</b>	13	20	9	5	1	4

<sup>b</sup> Represents the sum of sewer and storm infrastructure

Assoc. Council Tactical Priority Area:



Providing a strong, well-managed public infrastructure is key to enhancing quality of life and economic stability to our community



**WATER POLLUTION CONTROL**

**FY 2023 Short-term goals, measures, and status (continued):**

Goal #2 To assure compliance with the Clean Water Act

Measure #1: Implement the City’s CSO Long-term Control Plan in accordance with the requirements of the Consent Decree with EPA and RIDEM. Implement Plan as approved by the regulatory agencies.

*Implementation is in compliance with the schedule agreed to in the Consent Decree with EPA & RIDEM*



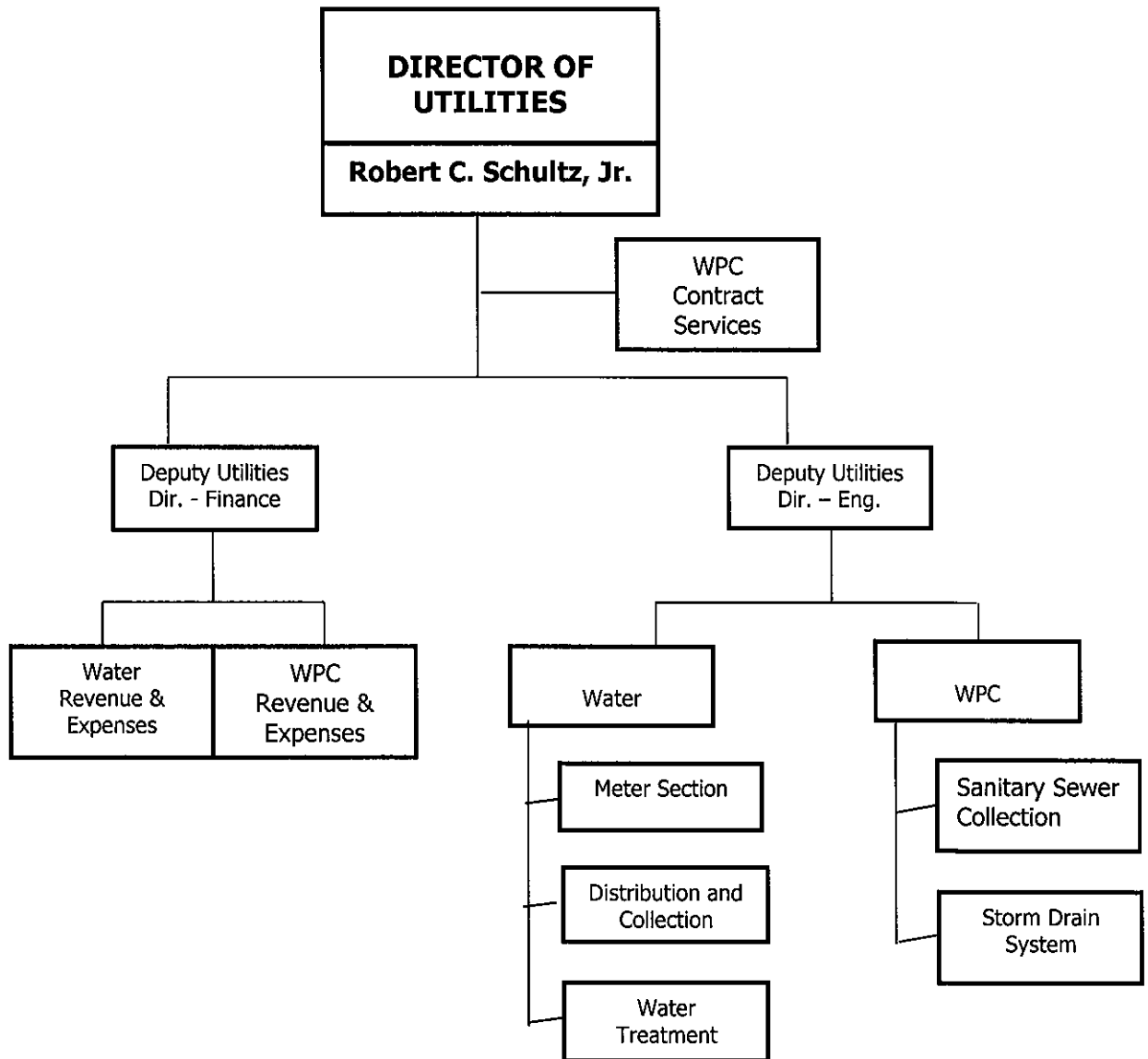
Assoc. Council Tactical Priority Area:



Providing a strong, well-managed public infrastructure is key to enhancing quality of life and economic stability to our community

**Goals and Measures for FY 2023 continue to apply.  
There are no new Goals or Measures for FY2024 or FY2025**

# DEPARTMENT OF UTILITIES





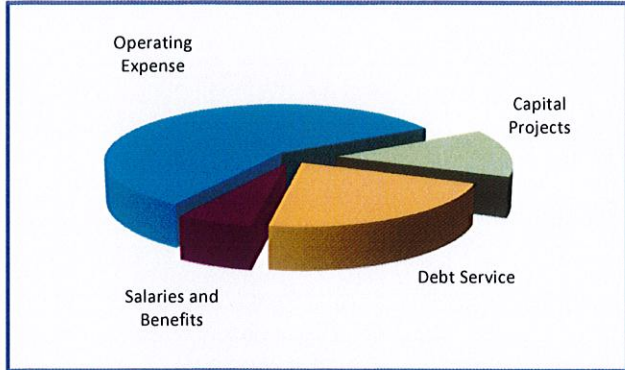
**CITY OF NEWPORT, RHODE ISLAND  
WATER POLLUTION CONTROL FUND BUDGET  
FY2024 ADOPTED and FY2025 PROPOSED BUDGETs  
SUMMARY**

		<b>2021-2022 ACTUAL</b>	<b>2022-2023 ADOPTED</b>	<b>2022-2023 PROJECTED</b>	<b>2023-2024 ADOPTED</b>	<b>2024-2025 PROPOSED</b>
<b>REVENUES</b>						
10450250						
045701	Investment Interest Income	\$ 1,542	\$ 8,500	\$ 17,500	\$ 8,500	\$ 8,500
045345	State and Federal Aid	561,208		87,000		
045854	Sewage Treat. Middletown	1,727,794	1,700,000	1,700,000	1,700,000	1,700,000
045855	Sewer Assessment Fee	6,230	7,120	36,373	8,000	8,000
045856	Sewer Treat., Water Utility	531,274	617,760	575,000	617,000	617,000
045857	Sewer Treatment U.S.N.	1,414,191	1,550,000	1,428,084	1,450,000	1,450,000
047152	Middletown Share of WPCP	889,212	888,907	888,907	888,910	888,910
047150	Middletown Share of LWFM Debt	337,560	338,027	338,026	337,987	337,987
045879	Pretreatment Fees	128,414	120,000	120,000	120,000	120,000
045892	ICI Reimbursements	120,011	120,011	120,011		
045695	Miscellaneous	5,842	-	942		
047103	Disposal Permits	173,214	162,000	180,900	178,000	178,000
047111	Sewer Use Charge	12,111,862	12,078,000	12,265,234	12,500,000	12,500,000
045902	Maritime Fund Stormwater Charge	50,000	50,000	50,000	50,000	50,000
045903	Parking Fund Stormwater Charge	200,000	200,000	200,000	200,000	200,000
047120	Sewer - Penalty	10,586	26,000	26,454	26,500	26,500
	<b>Revenue From Operations</b>	<b>18,268,940</b>	<b>17,866,325</b>	<b>18,034,431</b>	<b>18,084,897</b>	<b>18,084,897</b>
<b>TOTAL UNRESTRICTED REVENUES</b>		<b>18,268,940</b>	<b>17,866,325</b>	<b>18,034,431</b>	<b>18,084,897</b>	<b>18,084,897</b>
<b>RESTRICTED REVENUES AND OTHER SOURCES OF FUNDS</b>						
45862	CSO Fixed Fee	2,090,523	2,136,000	2,142,355	2,150,000	2,150,000
	Use of Cash Restricted for Navy Share Debt	-	1,947,333	1,947,333	107,154	
	Use of Net Assets	-	1,253,764		1,404,694	2,175,824
	Bond Proceeds	-	12,000,000	12,000,000		
	<b>Total Restricted Revenues and Other Sources of Funds</b>	<b>2,090,523</b>	<b>17,337,097</b>	<b>16,089,688</b>	<b>3,661,848</b>	<b>4,325,824</b>
<b>TOTAL REVENUES &amp; OTHER SOURCES OF FUNDS</b>		<b>\$ 20,359,468</b>	<b>\$ 35,203,422</b>	<b>\$ 34,124,119</b>	<b>\$ 21,746,745</b>	<b>\$ 22,410,721</b>
<b>EXPENDITURES</b>						
	Salaries	\$ 866,296	\$ 948,044	\$ 916,407	\$ 1,130,119	\$ 1,148,194
	Fringe Benefits	451,869	510,793	492,753	587,507	600,839
	Purchased Services	7,126,447	7,523,844	7,540,059	8,138,686	8,503,866
	Utilities	930,582	830,000	793,152	837,500	837,500
	Internal Services	837,959	856,000	832,648	851,990	851,990
	Supplies & Materials	111,971	161,200	120,383	172,950	172,950
	Repair & Maintenance	171,369	225,000	194,999	275,000	275,000
	Interest Expense	1,251,399	1,734,091	1,734,091	1,400,277	1,544,310
	Other	53,802	-	-	-	-
	Depreciation	5,453,817	5,110,000	5,110,000	5,500,000	5,500,000
	<b>Operating Expenditures</b>	<b>17,255,511</b>	<b>17,898,972</b>	<b>17,734,492</b>	<b>18,894,029</b>	<b>19,434,649</b>
<b>OTHER CASH OUTLAYS</b>						
	Capital Outlay From Unrestricted Revenues	-	4,520,000	3,920,078	2,750,000	2,500,000
	Capital Outlay From CSO Fixed Fees	-	1,000,000	1,000,000	1,000,000	1,250,000
	Capital Outlay From Revenue Bonds	-	12,000,000	12,000,000		
	Principal Debt Repayment	-	4,894,450	4,894,450	4,602,716	4,726,072
	<b>Other Cash Outlays</b>	<b>-</b>	<b>22,414,450</b>	<b>21,814,528</b>	<b>8,352,716</b>	<b>8,476,072</b>
<b>TOTAL EXPENDITURES &amp; CASH OUTLAYS</b>		<b>\$ 17,255,511</b>	<b>\$ 40,313,422</b>	<b>\$ 39,549,020</b>	<b>\$ 27,246,745</b>	<b>\$ 27,910,721</b>
<b>LESS: NON-CASH ITEMS</b>						
	Depreciation	5,453,817	5,110,000	5,110,000	5,500,000	5,500,000
<b>TOTAL CASH NEEDED</b>		<b>\$ 11,801,694</b>	<b>\$ 35,203,422</b>	<b>\$ 34,439,020</b>	<b>\$ 21,746,745</b>	<b>\$ 22,410,721</b>
<b>NET POSITION 6/30</b>		<b>\$ 93,127,089</b>	<b>\$ 95,230,442</b>	<b>\$ 95,569,383</b>	<b>\$ 96,910,251</b>	<b>\$ 97,710,499</b>
<b>CASH BALANCE 6/30</b>		<b>\$ 22,645,654</b>	<b>\$ 19,444,557</b>	<b>\$ 20,383,420</b>	<b>\$ 18,871,572</b>	<b>\$ 16,695,748</b>

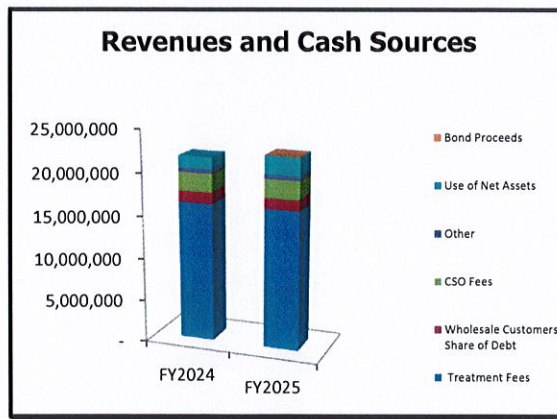
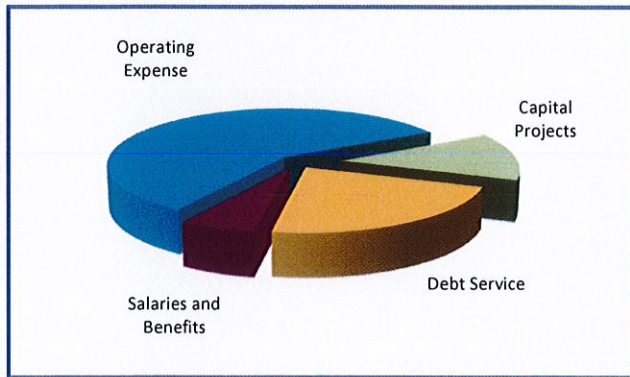


**Water Pollution Control**

**FY2024 Adopted Expenditures & Cash Outlays \$27,246,745**



**FY2025 Proposed Expenditures & Cash Outlays \$27,910,72:**





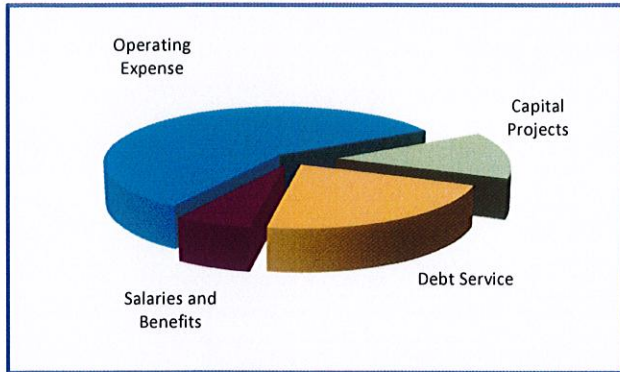
**CITY OF NEWPORT, RHODE ISLAND  
WATER POLLUTION CONTROL FUND BUDGET  
FY2024 ADOPTED and FY2025 PROPOSED BUDGETs  
SUMMARY**

		<b>2021-2022 ACTUAL</b>	<b>2022-2023 ADOPTED</b>	<b>2022-2023 PROJECTED</b>	<b>2023-2024 ADOPTED</b>	<b>2024-2025 PROPOSED</b>
<b>REVENUES</b>						
10450250						
045701	Investment Interest Income	\$ 1,542	\$ 8,500	\$ 17,500	\$ 8,500	\$ 8,500
045345	State and Federal Aid	561,208		87,000		
045854	Sewer Treat. Middletown	1,727,794	1,700,000	1,700,000	1,700,000	1,700,000
045855	Sewer Assessment Fee	6,230	7,120	36,373	8,000	8,000
045856	Sewer Treat., Water Utility	531,274	617,760	575,000	617,000	617,000
045857	Sewer Treatment U.S.N.	1,414,191	1,550,000	1,428,084	1,450,000	1,450,000
047152	Middletown Share of WPCP	889,212	888,907	888,907	888,910	888,910
047150	Middletown Share of LWFM Debt	337,560	338,027	338,026	337,987	337,987
045879	Pretreatment Fees	128,414	120,000	120,000	120,000	120,000
045892	ICI Reimbursements	120,011	120,011	120,011		
045695	Miscellaneous	5,842	-	942		
047103	Disposal Permits	173,214	162,000	180,900	178,000	178,000
047111	Sewer Use Charge	12,111,862	12,078,000	12,265,234	12,500,000	12,500,000
045902	Maritime Fund Stormwater Charge	50,000	50,000	50,000	50,000	50,000
045903	Parking Fund Stormwater Charge	200,000	200,000	200,000	200,000	200,000
047120	Sewer - Penalty	10,586	26,000	26,454	26,500	26,500
	<b>Revenue From Operations</b>	<b>18,268,940</b>	<b>17,866,325</b>	<b>18,034,431</b>	<b>18,084,897</b>	<b>18,084,897</b>
<b>TOTAL UNRESTRICTED REVENUES</b>		<b>18,268,940</b>	<b>17,866,325</b>	<b>18,034,431</b>	<b>18,084,897</b>	<b>18,084,897</b>
<b>RESTRICTED REVENUES AND OTHER SOURCES OF FUNDS</b>						
45862	CSO Fixed Fee	2,090,523	2,136,000	2,142,355	2,150,000	2,150,000
	Use of Cash Restricted for Navy Share Debt	-	1,947,333	1,947,333	107,154	
	Use of Net Assets	-	1,253,764		1,404,694	2,175,824
	Bond Proceeds	-	12,000,000	12,000,000		
	<b>Total Restricted Revenues and Other Sources of Funds</b>	<b>2,090,523</b>	<b>17,337,097</b>	<b>16,089,688</b>	<b>3,661,848</b>	<b>4,325,824</b>
<b>TOTAL REVENUES &amp; OTHER SOURCES OF FUNDS</b>		<b>\$ 20,359,468</b>	<b>\$ 35,203,422</b>	<b>\$ 34,124,119</b>	<b>\$ 21,746,745</b>	<b>\$ 22,410,721</b>
<b>EXPENDITURES</b>						
	Salaries	\$ 866,296	\$ 948,044	\$ 916,407	\$ 1,130,119	\$ 1,148,194
	Fringe Benefits	451,869	510,793	492,753	587,507	600,839
	Purchased Services	7,126,447	7,523,844	7,540,059	8,138,686	8,503,866
	Utilities	930,582	830,000	793,152	837,500	837,500
	Internal Services	837,959	856,000	832,648	851,990	851,990
	Supplies & Materials	111,971	161,200	120,383	172,950	172,950
	Repair & Maintenance	171,369	225,000	194,999	275,000	275,000
	Interest Expense	1,251,399	1,734,091	1,734,091	1,400,277	1,544,310
	Other	53,802	-	-	-	-
	Depreciation	5,453,817	5,110,000	5,110,000	5,500,000	5,500,000
	<b>Operating Expenditures</b>	<b>17,255,511</b>	<b>17,898,972</b>	<b>17,734,492</b>	<b>18,894,029</b>	<b>19,434,649</b>
<b>OTHER CASH OUTLAYS</b>						
	Capital Outlay From Unrestricted Revenues	-	4,520,000	3,920,078	2,750,000	2,500,000
	Capital Outlay From CSO Fixed Fees	-	1,000,000	1,000,000	1,000,000	1,250,000
	Capital Outlay From Revenue Bonds	-	12,000,000	12,000,000		
	Principal Debt Repayment	-	4,894,450	4,894,450	4,602,716	4,726,072
	<b>Other Cash Outlays</b>	<b>-</b>	<b>22,414,450</b>	<b>21,814,528</b>	<b>8,352,716</b>	<b>8,476,072</b>
<b>TOTAL EXPENDITURES &amp; CASH OUTLAYS</b>		<b>\$ 17,255,511</b>	<b>\$ 40,313,422</b>	<b>\$ 39,549,020</b>	<b>\$ 27,246,745</b>	<b>\$ 27,910,721</b>
<b>LESS: NON-CASH ITEMS</b>						
	Depreciation	5,453,817	5,110,000	5,110,000	5,500,000	5,500,000
<b>TOTAL CASH NEEDED</b>		<b>\$ 11,801,694</b>	<b>\$ 35,203,422</b>	<b>\$ 34,439,020</b>	<b>\$ 21,746,745</b>	<b>\$ 22,410,721</b>
<b>NET POSITION 6/30</b>		<b>\$ 93,127,089</b>	<b>\$ 95,230,442</b>	<b>\$ 95,569,383</b>	<b>\$ 96,910,251</b>	<b>\$ 97,710,499</b>
<b>CASH BALANCE 6/30</b>		<b>\$ 22,645,654</b>	<b>\$ 19,444,557</b>	<b>\$ 20,383,420</b>	<b>\$ 18,871,572</b>	<b>\$ 16,695,748</b>

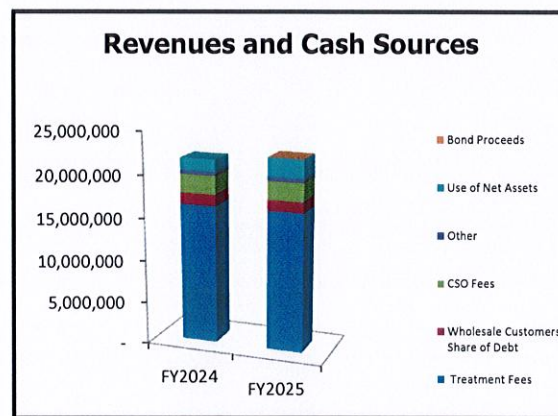
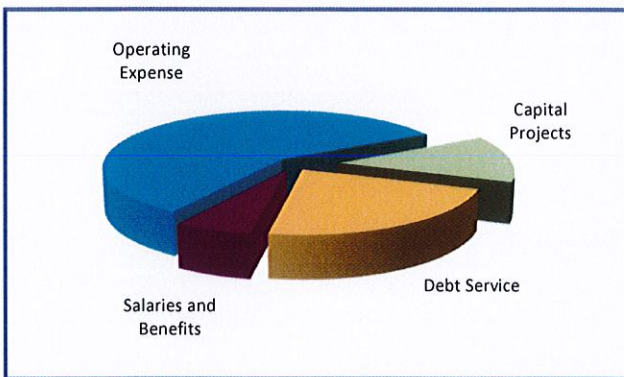


**Water Pollution Control**

**FY2024 Adopted Expenditures & Cash Outlays \$27,246,745**



**FY2025 Proposed Expenditures & Cash Outlays \$27,910,72:**



**FUNCTION: Water Pollution Control  
 DEPARTMENT: Water Pollution Control  
 DIVISION OR ACTIVITY: Administration**

**BUDGET COMMENTS:**

The primary expenses in this budget are for administration, engineering, contract services, salaries and benefits. There are no rate increases proposed for FY2023. Major expenses include the service contract to operate the water pollution control plant, O&M for the sanitary sewer and storm drainage systems, electricity, liability insurance and debt service.

	<u>Current Rate</u>
Fiscal Year 2023	\$18.36
Fiscal Years 2024 & FY2025	\$18.36

The CSO fixed fee to fund CSO capital needs is not proposed to increase. Current rates are:

Less than 1" meter size	\$	192
1" meter size		265
1 1/2" meter size		500
2" meter size		733
3" meter size		1,774
4" meter size		2,951
5" meter size		4,478
6" meter size		5,894

The Industrial Pretreatment Fee and disposal permit fees will not increase.

**PROGRAM:**

This fund supports the operation, maintenance and debt service expenditures associated with the Water Pollution Control Division of the Public Utilities Department. Areas of responsibility include the City's sanitary and storm sewer system. Included in this system are all sewer lines, pump stations, the Wellington Avenue Combined Sewer Overflow (CSO) facility, Washington Street CSO facility, and the Treatment Plant facilities located on Connell Highway. The system serves not only the City of Newport, but provides wastewater treatment for the Town of Middletown and the U.S. Navy base as well. Both of these jurisdictions have long-term contracts with the City for payment of their flow proportional share of wastewater treatment and their costs.

**OBJECTIVE:**

To ensure effective sewer services to city customers and to ensure treatment capacity availability for future use by administering the contract with Newport Water Services, LLC for sewage treatment.

**COST CENTER: WATER POLLUTION CONTROL ADMINISTRATION 10450250**  
**FUNDING SOURCE: METERED RATES AND OTHER OPERATING REVENUES**

TITLE	2021-2022 ACTUAL	2022-2023 ADOPTED	2022-2023 PROJECTED	2023-2024 ADOPTED	2024-2025 PROPOSED
SALARIES	\$ 423,586	\$ 469,355	\$ 404,833	\$ 474,373	\$ 491,272
FRINGE BENEFITS	236,143	275,973	240,993	284,314	291,256
PURCHASED SERVICES	6,990,007	7,221,844	7,415,979	7,801,686	8,166,866
UTILITIES	930,582	825,000	793,152	832,500	832,500
INTERNAL SERVICES	761,703	766,000	750,614	761,990	761,990
SUPPLIES & MATERIALS	48,320	36,200	30,826	42,950	42,950
REPAIRS & MAINTENANCE					
INTEREST EXPENSE	1,251,399	1,427,359	1,427,359	1,131,018	1,302,144
PRINCIPAL DEBT REPAYMENT		4,093,406	4,093,406	3,785,566	3,883,816
OTHER	53,802				
DEPRECIATION	5,453,817	5,110,000	5,110,000	5,500,000	5,500,000
CAPITAL OUTLAY		4,520,000	3,920,078	2,750,000	2,500,000
<b>COST CENTER TOTAL</b>	<b>\$ 16,149,359</b>	<b>\$ 24,745,137</b>	<b>\$ 24,187,240</b>	<b>\$ 23,364,397</b>	<b>\$ 23,772,794</b>

PERSONNEL CLASSIFICATION	GRADE	AUTH FY 21-22	ADOPTED FY 22-23	CURRENT FY 22-23	ADOPTED FY 23-24	PROPOSED FY 24-25
Director of Utilities	S14	0.4	0.4	0.4	0.4	0.4
Deputy Utilities Director Finance	S11	0.4	0.4	0.4	0.4	0.4
Deputy Utilities Director Engineering	S11	0.4	0.4	0.4	0.4	0.4
Billing Clerk	U02	0.5	0.5	0.5	0.5	0.5
Parts/Inventory Control Tech	U04	0.5	0.5	0.5	0.5	0.5
Financial Analyst	N03	0.5	0.5	0.5	0.5	0.5
WPC Supervisor	S09	1.0	1.0	1.0	1.0	1.0
Asst. Superintendent WPC	N04	1.0	1.0	1.0	1.0	1.0
Executive Assistant	S04	0.4	0.4	0.4	0.4	0.4
<b>Total Positions</b>		<b>5.1</b>	<b>5.1</b>	<b>5.1</b>	<b>5.1</b>	<b>5.1</b>



**FUNCTION: Water Pollution Control**  
**DEPARTMENT: Water Pollution Control**  
**DIVISION OR ACTIVITY: Sanitary Sewer**

**BUDGET COMMENTS:**

The primary expenses in this budget are for operation and maintenance of the sanitary sewer collection system.

**PROGRAM:**

This Fund supports the operation & maintenance expenditures associated with the sanitary sewer collection system.

**OBJECTIVE:**

To ensure effective sanitary sewer collection services to city customers.

**COST CENTER: WATER POLLUTION CONTROL SANITARY SEWER 10450251  
FUNDING SOURCE: METERED RATES AND OTHER OPERATING REVENUES**

TITLE	2021-2022 ACTUAL	2022-2023 ADOPTED	2022-2023 PROJECTED	2023-2024 ADOPTED	2024-2025 PROPOSED
SALARIES	\$ 211,383	\$ 229,031	\$ 245,577	\$ 324,983	\$ 331,161
FRINGE BENEFITS	103,462	107,091	118,423	126,612	129,456
PURCHASED SERVICES	99,575	226,000	84,630	231,000	231,000
INTERNAL SERVICES	38,128	45,000	41,016	45,000	45,000
UTILITIES		5,000		5,000	5,000
SUPPLIES & MATERIALS	35,446	65,000	54,656	72,500	72,500
REPAIRS & MAINTENANCE	110,261	150,000	128,358	175,000	175,000
<b>COST CENTER TOTAL</b>	<b>\$ 598,255</b>	<b>\$ 827,122</b>	<b>\$ 672,660</b>	<b>\$ 980,095</b>	<b>\$ 989,117</b>

PERSONNEL CLASSIFICATION	GRAD	AUTH FY 21-22	ADOPTED FY 22-23	CURRENT FY 22-23	ADOPTED FY 23-24	PROPOSED FY 24-25
Sewer Foreman	U5	1.0	1.0	1.0	1.0	1.0
WPC Robotic Camera Operator Inspector	U5	0.0	0.0	0.0	1.0	1.0
Heavy Equipment Operator Sewer	U4	1.0	1.0	1.0	1.0	1.0
Labor Equipment Operator	U3	1.0	1.0	1.0	1.0	1.0
Laborer Sewer	U1	1.0	2.0	2.0	2.0	2.0
<b>Total Positions</b>		<b>4.0</b>	<b>5.0</b>	<b>5.0</b>	<b>6.0</b>	<b>6.0</b>

**FUNCTION:** Water Pollution Control  
**DEPARTMENT:** Water Pollution Control  
**DIVISION OR ACTIVITY:** Storm Drains

**BUDGET COMMENTS:**

Primary expenses in this budget include labor, supplies, materials and equipment rental for the care and maintenance of the stormwater drain underground infrastructure.

**PROGRAM:**

This Fund supports the operation and maintenance of the storm drainage collection system.

**OBJECTIVE:**

To ensure an effective storm drainage system for the City.



**COST CENTER: WATER POLLUTION CONTROL STORM DRAIN 10450252  
 FUNDING SOURCE: METERED RATES AND OTHER OPERATING REVENUES**

TITLE	2021-2022 ACTUAL	2022-2023 ADOPTED	2022-2023 PROJECTED	2023-2024 ADOPTED	2024-2025 PROPOSED
SALARIES	\$ 231,327	\$ 249,658	\$ 265,997	\$ 330,763	\$ 325,760
FRINGE BENEFITS	112,264	127,729	133,337	176,581	180,127
PURCHASED SERVICES	36,865	76,000	39,450	106,000	106,000
INTERNAL SERVICES	38,128	45,000	41,018	45,000	45,000
SUPPLIES & MATERIALS	28,205	60,000	34,900	57,500	57,500
REPAIRS & MAINTENANCE	61,108	75,000	66,641	100,000	100,000
<b>COST CENTER TOTAL</b>	<b>\$ 507,897</b>	<b>\$ 633,387</b>	<b>\$ 581,343</b>	<b>\$ 815,844</b>	<b>\$ 814,387</b>

PERSONNEL CLASSIFICATION	GRAD	AUTH FY 21-22	ADOPTED FY 22-23	CURRENT FY 22-23	ADOPTED FY 23-24	PROPOSED FY 24-25
Storm Foreman	U	1.0	1.0	1.0	1.0	1.0
Heavy Equipment Operator Storm	L	1.0	1.0	1.0	1.0	1.0
Labor Equipment Operator	L	1.0	1.0	1.0	1.0	1.0
Laborer Storm	L	1.0	1.0	1.0	1.0	1.0
Laborer Storm	L	1.0	1.0	1.0	1.0	1.0
<b>Total Positions</b>		<b>5.0</b>	<b>5.0</b>	<b>5.0</b>	<b>5.0</b>	<b>5.0</b>

**COST CENTER: WATER POLLUTION CONTROL 10450250  
FUNDING SOURCE: CSO FIXED FEES**

TITLE	2021-2022 ACTUAL	2022-2023 ADOPTED	2022-2023 PROJECTED	2023-2024 ADOPTED	2024-2025 PROPOSED
<b>REVENUES FROM CSO FIXED FEE/CONTRACTS</b>	<b>\$ 2,090,523</b>	<b>\$ 2,136,000</b>	<b>\$ 2,142,355</b>	<b>\$ 2,150,000</b>	<b>\$ 2,150,000</b>
INTEREST EXPENSE		306,732	306,732	269,259	242,166
PRINCIPAL DEBT REPAYMENT		801,044	801,044	817,150	842,256
CAPITAL OUTLAY		1,000,000	1,000,000	1,000,000	1,250,000
<b>COST CENTER TOTALS</b>		<b>\$ 2,107,776</b>	<b>\$ 2,107,776</b>	<b>\$ 2,086,409</b>	<b>\$ 2,334,422</b>

Note that the City of Newport charges customers a combined sewer overflow (CSO) fixed fee depending on the size of their meter. The funds from the fixed fee are restricted to capital projects and debt service related to CSO improvements and upgrades required to comply with regulatory standards.

City of Newport, Rhode Island  
 Water Pollution Control Debt Service  
 Consolidated Debt Service Requirements

<b>Year Ending June 30</b>	<b>Principal</b>	<b>Principal Forgiveness</b>	<b>Interest</b>	<b>Total Requirement</b>
2024	4,699,000	(96,284)	1,417,796	6,020,512
2025	4,825,000	(98,929)	1,562,060	6,288,131
2026	4,965,000	(101,725)	1,462,594	6,325,869
2027	5,112,000	(104,624)	1,825,505	6,832,881
2028	4,302,000	(107,780)	1,177,925	5,372,145
2029	4,290,000	(111,085)	1,054,781	5,233,696
2030	4,420,532	(114,679)	925,973	5,231,826
2031	4,097,000	(49,583)	798,937	4,846,354
2032	3,565,505	(50,938)	686,730	4,201,297
2033	3,446,000	(52,396)	586,999	3,980,603
2034	3,545,000	(53,854)	487,622	3,978,768
2035	3,645,000	(55,312)	383,870	3,973,558
2036	3,381,000	(56,979)	281,801	3,605,822
2037	2,864,000	(58,492)	190,792	2,996,300
2038	700,000		137,638	837,638
2039	723,000		114,762	837,762
2040	746,000		91,000	837,000
2041	770,000		66,325	836,325
2042	795,000		40,579	835,579
2043	821,000		13,711	834,711
	<b>\$ 61,712,037</b>	<b>\$ (1,112,660)</b>	<b>\$ 13,307,399</b>	<b>\$ 73,906,776</b>



City of Newport, Rhode Island  
 State Revolving Loan Fund Revenue Bonds 2010 Series B  
 Thames Street Interceptor Improvements/Wellington - CSO  
 \$7,850,000

Year Ending June 30	Principal	Interest	Total Requirement
2024	412,384	132,700	545,084
2025	426,691	117,448	544,139
2026	442,682	101,428	544,110
2027	458,672	84,616	543,288
2028	476,346	67,013	543,359
2029	494,019	48,623	542,642
2030	513,376	29,560	542,936
2031	530,605	9,941	540,546
	3,754,775	591,328	\$ 4,346,103

City of Newport, Rhode Island  
 State Revolving Loan Fund Revenue Bonds - 2010 Series B  
 Long Wharf Sewer Force Main  
 \$1,477,000

Year Ending June 30	Principal	Interest	Total Requirement
2024	77,616	24,975	102,591
2025	80,309	22,105	102,414
2026	83,318	19,090	102,408
2027	86,328	15,926	102,254
2028	89,654	12,613	102,267
2029	92,981	9,151	102,132
2030	96,624	5,563	102,187
2031	99,395	1,871	101,266
	<u>\$ 706,225</u>	<u>\$ 111,294</u>	<u>\$ 817,519</u>

City of Newport, Rhode Island  
 State Revolving Loan Fund Revenue Bonds - 2011 Series A  
 SRF Eligible Portion of Sewer Force Main Repair  
 \$3,095,505

Year Ending June 30	Principal	Interest	Total Requirement
2024	157,000	66,110	223,110
2025	163,000	59,717	222,717
2026	169,000	52,984	221,984
2027	176,000	45,902	221,902
2028	184,000	38,441	222,441
2029	191,000	30,612	221,612
2030	199,000	22,412	221,412
2031	208,000	13,772	221,772
2032	216,505	4,666	221,171
	<u>\$ 1,663,505</u>	<u>\$ 334,616</u>	<u>\$ 1,998,121</u>



City of Newport, Rhode Island  
 State Revolving Loan Fund Revenue Bonds - 2011 Conduit  
 Non SRF Eligible Portion of Sewer Force Main Repair  
 \$10,345,000

<b>Year Ending June 30</b>	Principal	Interest	Total Requirement
2024	810,000	135,405	945,405
2025	845,000	98,788	943,788
2026	885,000	60,512	945,512
2027	925,000	20,466	945,466
	<b>\$ 3,465,000</b>	<b>\$ 315,171</b>	<b>\$ 3,780,171</b>

City of Newport, Rhode Island  
 State Revolving Loan Fund Revenue Bonds - Series 2009 (6.595)  
 Railroad Interceptor and Ultraviolet Moat Projects

<b>Year Ending June 30</b>	<b>Principal</b>	<b>Principal Forgiveness</b>	<b>Interest</b>	<b>Total Requirement</b>
2024	188,853	(28,507)	41,556	201,902
2025	195,201	(29,465)	35,946	201,682
2026	202,078	(30,503)	30,051	201,626
2027	208,955	(31,541)	23,883	201,297
2028	216,361	(32,659)	17,436	201,138
2029	224,296	(33,857)	10,682	201,121
2030	232,512	(35,097)	3,613	201,028
	<u>\$ 1,468,256</u>	<u>\$ (221,630)</u>	<u>\$ 163,167</u>	<u>\$ 1,409,794</u>

City of Newport, Rhode Island  
 State Revolving Loan Fund Revenue Bonds - Series 2009 (6.595)  
 Catch Basin Separation & High Priority Sewers - CSO

<b>Year Ending June 30</b>	<b>Principal</b>	<b>Principal Forgiveness</b>	<b>Interest</b>	<b>Total Requirement</b>
2024	168,147	(25,381)	37,000	179,766
2025	173,799	(26,235)	32,005	179,569
2026	179,922	(27,159)	26,756	179,519
2027	186,045	(28,083)	21,264	179,226
2028	192,639	(29,079)	15,524	179,084
2029	199,704	(30,145)	9,511	179,070
2030	207,020	(31,249)	3,217	178,988
	<b>\$ 1,307,276</b>	<b>\$ (197,330)</b>	<b>\$ 145,277</b>	<b>\$ 1,255,222</b>



City of Newport, Rhode Island  
 State Revolving Loan Fund Revenue Bonds - 2015 Series A  
 Wellington CSO  
 \$5,400,000

Year Ending June 30	Principal	Interest	Total Requirement
2024	262,000	111,592	373,592
2025	268,000	104,939	372,939
2026	275,000	97,659	372,659
2027	283,000	89,565	372,565
2028	291,000	80,838	371,838
2029	300,000	71,572	371,572
2030	310,000	61,764	371,764
2031	320,000	51,430	371,430
2032	330,000	40,590	370,590
2033	342,000	29,249	371,249
2034	353,000	17,681	370,681
2035	362,000	5,955	367,955
	<u>\$ 3,696,000</u>	<u>\$ 762,834</u>	<u>\$ 4,458,834</u>

City of Newport, Rhode Island  
 State Revolving Loan Fund Revenue Bonds - 2016 Series B  
 Wastewater Plant Upgrades  
 \$9,142,000

<b>Year Ending June 30</b>	Principal	Interest	Total Requirement
2024	442,000	165,770	607,770
2025	450,000	157,494	607,494
2026	458,000	148,525	606,525
2027	468,000	138,377	606,377
2028	479,000	126,867	605,867
2029	491,000	114,399	605,399
2030	503,000	101,151	604,151
2031	517,000	87,278	604,278
2032	531,000	72,815	603,815
2033	546,000	57,735	603,735
2034	562,000	42,028	604,028
2035	578,000	25,696	603,696
2036	597,000	8,686	605,686
	<u>\$ 6,622,000</u>	<u>\$ 1,246,821</u>	<u>\$ 7,868,821</u>

City of Newport, Rhode Island  
 Rhode Island Infrastructure Bank Energy Bond  
 Solar Energy Wastewater Plant  
 \$1,242,000

Year Ending June 30	Principal	Interest	Total Requirement
2024	125,000	11,746	136,746
2025	126,000	9,402	135,402
2026	128,000	6,920	134,920
2027	130,000	4,279	134,279
2028	132,000	1,458	133,458
	<u>\$ 641,000</u>	<u>\$ 33,805</u>	<u>\$ 674,805</u>



City of Newport, Rhode Island  
 State Revolving Loan Fund Revenue Bonds - 2017 Series A  
 Wastewater Plant Upgrades  
 \$33,443,000

Year Ending June 30	Principal	Principal Forgiveness	Interest	Total Requirement
2024	1,582,000	(42,396)	636,877	2,176,481
2025	1,612,000	(43,229)	606,716	2,175,487
2026	1,644,000	(44,063)	573,990	2,173,927
2027	1,679,000	(45,000)	538,893	2,172,893
2028	1,717,000	(46,042)	500,454	2,171,412
2029	1,758,000	(47,083)	457,996	2,168,913
2030	1,804,000	(48,333)	412,489	2,168,156
2031	1,851,000	(49,583)	364,819	2,166,236
2032	1,901,000	(50,938)	315,247	2,165,309
2033	1,954,000	(52,396)	263,276	2,164,880
2034	2,009,000	(53,854)	208,697	2,163,843
2035	2,066,000	(55,312)	151,782	2,162,470
2036	2,126,000	(56,979)	92,624	2,161,645
2037	2,185,000	(58,492)	31,260	2,157,768
	<u>\$ 25,888,000</u>	<u>\$ (693,700)</u>	<u>\$ 5,155,120</u>	<u>\$ 30,349,420</u>

City of Newport, Rhode Island  
 State Revolving Loan Fund Revenue Bonds - 2022 Series  
 Long Wharf Pump Station Upgrades  
 \$12,500,000

Year Ending June 30	Principal	Interest	Total Requirement
2024	474,000	54,066	528,066
2025	485,000	317,501	802,501
2026	498,000	344,679	842,679
2027	511,000	331,334	842,334
2028	524,000	317,281	841,281
2029	539,000	302,234	841,234
2030	555,000	286,204	841,204
2031	571,000	269,825	840,825
2032	587,000	253,412	840,412
2033	604,000	236,739	840,739
2034	621,000	219,216	840,216
2035	639,000	200,437	839,437
2036	658,000	180,491	838,491
2037	679,000	159,532	838,532
2038	700,000	137,638	837,638
2039	723,000	114,762	837,762
2040	746,000	91,000	837,000
2041	770,000	66,325	836,325
2042	795,000	40,579	835,579
2043	821,000	13,711	834,711
	<u>\$ 12,500,000</u>	<u>\$ 3,936,966</u>	<u>\$ 16,436,966</u>

CITY OF NEWPORT, RHODE ISLAND  
 FY2024 ADOPTED and FY2025 PROPOSED BUDGETS  
 WATER POLLUTION CONTROL FUND

ACCT NUMBER	ACCOUNT NAME	2022 ADP BUDGET	2022 ADP RESULTS	FY2023 ADP BUDGET	FY2023 PROPOSED RESULTS	2024 ADP BUDGET	Dollar Change FY2023	2025 PROPOSED BUDGET	Dollar Change from FY2024	Salaries	Benefits	Purchased Services	Utilities	Internal Services	Supplies & Materials	Repairs & Maintenance	Interest Expense	Principal Retirement	Capital Outlay	Depreciation Expense
1045025-050001	Administration	410,183	395,446	459,615	395,446	463,133	3,518	480,032	16,899	483,133	6,240									
1045025-050044	Salaries & Wages	8,448	8,466	6,240	8,466	6,240	4,099	6,240	16,999	6,240										
1045025-050101	Standby Salaries	2,376	2,376	2,376	2,376	2,376	4,099	2,376	6,240	2,376										
1045025-050102	Active Medical Insurance	2,496	2,496	4,864	2,496	4,343	(665)	4,343	4,343	4,343										
1045025-050103	Life Insurance	453	453	747	453	638	(109)	638	638	638										
1045025-050104	Payroll Taxes	32,151	31,770	35,487	31,770	35,487	317	36,562	1,475	36,487										
1045025-050105	Defined Benefits	75,300	81,910	99,185	81,910	101,413	(3,068)	101,413	5,296	96,117										
1045025-050106	Defined Contributions	3,508	3,006	4,106	3,006	4,106	16	4,106	171	4,106										
1045025-050107	Retiree Insurance	14,166	14,166	14,166	14,166	14,166	4,000	14,166	16,000	14,166										
1045025-050120	Bank Fees	30,588	29,000	27,300	29,000	31,000	3,700	31,000	31,000	31,000										
1045025-050125	Annual Leave Sell Back	30,395	15,000	15,000	15,000	15,000	-	15,000	-	15,000					15,000					
1045025-050200	Contract Operations	6,998,326	6,983,187	7,303,603	6,983,187	7,303,603	520,416	7,683,783	365,188	5,000		7,303,603								
1045025-050205	Covering & Binding	1,100	1,100	1,100	1,100	1,100	2,000	1,100	2,000											
1045025-050210	Dues & Subscriptions	1,913	1,913	1,913	1,913	1,913	3,000	1,913	3,000											
1045025-050212	Conferences & Training	735	1,500	900	1,500	1,750	250	1,750	1,750											
1045025-050220	Consultant Fees	1,620	4,000	2,000	4,000	6,000	2,000	6,000	6,000		6,000									
1045025-050225	Contract Services	3,100	15,000	5,000	15,000	5,000	5,000	5,000	5,000											
1045025-050238	Post and Printing Charges (Water)	351	351	351	351	350,000	(5,000)	350,000	350,000			350,000								
1045025-050239	Liability Insurance	386,961	423,657	438,167	423,657	483,084	57,427	483,084	0	483,084										
1045025-050266	Telephone and Communications	10,172	10,000	5,778	10,000	12,000	2,000	12,000	2,000											
1045025-050268	Overhead/Legal/Data Allocation	400,000	400,000	400,000	400,000	400,000	-	400,000	-											
1045025-050270	Vehicle Reimbursement	10,131	11,000	13,973	11,000	11,990	990	11,990	990											
1045025-050306	Electricity	854,219	730,000	730,000	730,000	760,000	30,000	760,000	30,000				760,000							
1045025-050303	Electricity UV	71,263	75,000	58,052	75,000	65,000	(10,000)	65,000	(10,000)				65,000							
1045025-050361	Office Supplies	4,622	5,000	5,000	5,000	7,500	2,500	7,500	2,500						7,500					
1045025-050440	Capital Expense	1,251,399	1,427,359	1,427,359	1,427,359	1,131,018	(296,341)	1,302,144	171,126								1,131,018			
1045025-050520	Severance Benefits	-	-	-	-	-	(10,000)	-	(10,000)											
1045025-050525	Self Insurance	10,000	10,000	10,000	10,000	7,500	(2,500)	7,500	(2,500)				7,500							
1045025-050811	Debt Sv Advisory Fees	5,100	5,100	4,091,406	5,100	3,985,566	(307,840)	3,983,616	98,250									3,985,566		
1045025-050552	Principal Payments - Debt	53,802	53,802	53,802	53,802	53,802	-	53,802	-											
1045025-050553	Loss on Disposal	5,453,817	5,110,000	5,110,000	5,110,000	5,500,000	390,000	5,500,000	390,000											
1045025-050556	Debt on Disposal	16,149,359	20,225,137	20,225,137	20,225,137	20,614,397	389,260	21,272,795	658,397	474,373	284,314	7,801,686	832,500	761,990	42,950		1,131,018	3,785,566		5,500,000
	<b>Total Administration Expenses</b>																			
1045025-050600	Sanitary Sewer	198,673	216,031	216,031	216,031	279,883	63,852	286,161	61,778	279,883										
1045025-050601	Salaries & Wages	12,500	12,500	12,500	12,500	12,500	12,500	12,500	12,500											
1045025-050602	Standby Salaries	4,281	4,281	4,281	4,281	4,281	4,281	4,281	4,281											
1045025-050603	Temporary and Seasonal	48,257	44,662	40,857	44,662	40,857	1,574	40,857	40,857											
1045025-050604	Active Medical Insurance	1,459	2,003	2,698	2,003	2,698	895	2,698	2,698											
1045025-050605	Dental Insurance	15,285	15,285	15,285	15,285	15,285	15,285	15,285	15,285											
1045025-050606	Life Insurance	39,388	46,619	50,705	46,619	58,013	11,394	60,323	2,310	21,419										
1045025-050607	Defined Benefits	1,248	1,248	1,248	1,248	1,248	1,248	1,248	1,248											
1045025-050608	Defined Contributions	6,128	5,000	9,521	5,000	7,500	2,500	7,500	2,500											
1045025-050609	Annual Leave Sell-Back	81,138	81,138	81,138	81,138	81,138	81,138	81,138	81,138											
1045025-050610	Contract Services	38,128	45,000	45,000	45,000	45,000	45,000	45,000	45,000											
1045025-050611	Water Charges	110,261	150,000	128,358	150,000	175,000	25,000	175,000	25,000											
1045025-050612	Water Charges	29,733	60,000	51,567	60,000	65,000	5,000	65,000	5,000											
1045025-050613	Operating Supplies	5,000	5,000	5,000	5,000	5,000	5,000	5,000	5,000											
1045025-050614	Uniforms and Protective Gear	5,000	5,000	5,000	5,000	5,000	5,000	5,000	5,000											
1045025-050615	Severance Benefits	598,255	827,132	827,132	827,132	980,095	152,973	980,095	152,973											
	<b>Total Sanitary Sewer</b>																			
1045025-050616	Storm Drains	218,706	211,358	211,358	211,358	283,263	71,905	291,760	8,497	283,263										
1045025-050617	Salaries & Wages	8,591	15,000	15,000	15,000	15,000	15,000	15,000	15,000											
1045025-050618	Standby Salaries	46,656	60,633	50,249	60,633	89,194	28,561	89,194	28,561											
1045025-050619	Temporary and Seasonal	1,795	2,702	2,702	2,702	3,567	865	3,567	865											
1045025-050620	Dental Insurance	17,242	16,169	21,296	16,169	21,670	5,501	22,300	650											
1045025-050621	Life Insurance	2,089	2,114	2,599	2,114	2,833	719	2,833	719											
1045025-050622	Defined Benefits	3,630	5,000	6,209	5,000	7,500	2,500	7,500	2,500											
1045025-050623	Defined Contributions	1,138	1,138	1,138	1,138	1,138	1,138	1,138	1,138											
1045025-050624	Annual Leave Sell-Back	38,450	38,450	100,000	38,450	100,000	25,000	100,000	25,000											
1045025-050625	Contract Services	35,128	75,000	66,641	75,000	100,000	25,000	100,000	25,000											
1045025-050626	Vehicle Maintenance	22,920	55,000	50,000	55,000	50,000	(5,000)	50,000	(5,000)											
1045025-050627	Operating Supplies	4,972	5,000	5,000	5,000	7,500	2,500	7,500	2,500											
1045025-050628	Uniforms and Protective Gear	313	507,897	633,387	581,343	815,644	182,457	815,644	182,457											
	<b>Total Storm Drains</b>																			
1045025-050629	CSO Debt Expenses	306,																		



CITY OF NEWPORT, RHODE ISLAND  
 FY2024 ADOPTED and FY2025 PROPOSED BUDGETS  
 WATER POLLUTION CONTROL FUND

ACCT NUMBER	ACCOUNT NAME	FY2023 ACTUAL RESULTS	FY2023 ADOPTED BUDGET	FY2023 PROJECTED RESULTS	2024 ADOPTED BUDGET	Dollar Change FY2023	2025 PROPOSED BUDGET	Dollar Change from FY2024	Salaries	Benefits	Purchased Services	Utilities	Internal Services	Supplies & Materials	Repairs & Maintenance	Interest Expense	Principal Repayment	Capital Outlay	Depreciation Expense
1019050-050-40	Flood Mitigation		200,000	200,000	500,000	300,000	275,000	275,000										500,000	500,000
1019050-050-40	Sewer Inflow & Infiltration Removal		240,000	240,000	500,000	260,000	250,000	250,000										500,000	500,000
1019050-050-40	General Capital Improvements		200,000	200,000	200,000		225,000	225,000										200,000	200,000
1019050-050-40	Equipment		200,000	200,000	200,000		250,000	250,000										200,000	200,000
	<b>Total Capital Outlay From Metered Rates</b>		<b>4,520,000</b>	<b>3,920,078</b>	<b>2,750,000</b>		<b>2,500,000</b>											<b>2,750,000</b>	
	<b>CAPITAL OUTLAY FROM CSO FIXED FEES</b>																		
1019050-050-40	Stormwater		500,000	500,000	500,000		500,000	500,000										500,000	500,000
1019050-050-40	Flood Mitigation		500,000	500,000	500,000		750,000	750,000										500,000	500,000
1019050-050-40	Storm Drains Impv		500,000	500,000	500,000		750,000	750,000										500,000	500,000
1019050-050-40	Catch Basin Separation		1,000,000	1,000,000	1,000,000		1,250,000	1,250,000										1,000,000	1,000,000
	<b>Total Capital Outlay From CSO Fixed Rates</b>		<b>12,000,000</b>	<b>12,000,000</b>	<b>12,000,000</b>		<b>12,500,000</b>											<b>1,000,000</b>	
	<b>CAPITAL OUTLAY FROM DEBT FUNDING</b>																		
1019050-050-40	Long Wharf Upgrades		12,000,000	12,000,000	12,000,000														
	<b>Total Capital Outlay From SRF</b>		<b>12,000,000</b>	<b>12,000,000</b>	<b>12,000,000</b>														
	<b>TOTAL EXPENDITURES/CASH OUTLAYS</b>	<b>17,255,511</b>	<b>40,313,422</b>	<b>39,549,020</b>	<b>27,246,745</b>	<b>703,323</b>	<b>27,910,721</b>	<b>663,975</b>											


**CITY OF NEWPORT  
Recommended CIP Schedule  
Water Pollution Control Fund  
FY 2024 ~ 2028**

<b>Project Title</b>	<b>Funding Source</b>	<b>Adopted 2023-24</b>	<b>Proposed 2024-25</b>	<b>Proposed 2025-26</b>	<b>Proposed 2026-27</b>	<b>Proposed 2027-28</b>	<b>Total 23/24-27/28</b>
<b><u>WATER POLLUTION CONTROL</u></b>							
Sanitary Sewer Sys Improve - Design & Construction	Sewer Rates	900,000	750,000	1,000,000	825,000	1,050,000	4,525,000
Storm Drain Improvements	CSO Fixed Fees	500,000	750,000	750,000	1,000,000	500,000	3,500,000
Flood Mitigation Measures	Sewer Rates	500,000	275,000	350,000	250,000	500,000	1,875,000
Sewer Inflow & Infiltration Removal	Sewer Rates	500,000	500,000	500,000	500,000	500,000	2,500,000
WPC Trench Restoration	Sewer Rates	200,000	225,000	250,000	275,000	300,000	1,250,000
Prog Man-Implement CSO System Master Plan (SMP)	CSO Fixed Fee	500,000	500,000	500,000	500,000	500,000	2,500,000
Catch Basin Separation	Sewer Rates	100,000	500,000	100,000	100,000	100,000	900,000
Equipment Replacement	Sewer Rates	550,000	250,000	300,000	300,000	300,000	1,700,000
<b>Total WPC Projects</b>		<b>3,750,000</b>	<b>3,750,000</b>	<b>3,750,000</b>	<b>3,750,000</b>	<b>3,750,000</b>	<b>18,750,000</b>

**Funding Sources:**

Water Pollution Control Fund	3,750,000	3,750,000	3,750,000	3,750,000	3,750,000	3,750,000	18,750,000
<b>Total Funding Sources</b>	<b>3,750,000</b>	<b>3,750,000</b>	<b>3,750,000</b>	<b>3,750,000</b>	<b>3,750,000</b>	<b>3,750,000</b>	<b>18,750,000</b>

PROJECT DETAIL

<b>PROJECT TITLE</b> <i>Sanitary Sewer Improvements Design &amp; Construction</i>		<b>DEPARTMENT OR DIVISION</b> <i>WPC Utilities</i>			<b>LOCATION</b> <i>Citywide</i>				
<b>PROJECT DESCRIPTION</b>  <i>Sanitary Sewer Improvements is an ongoing program to repair identified defects in the sanitary sewer system. WPC is transitioning to a method for Prioritizing Sewer System Rehabilitation versus more traditional open-cut replacement. Over time this transition will allow a proactive plan of action that limits costly emergency repairs and unscheduled service interruptions. Additionally, the proactive approach will enable WPC to phase the monetary burden of rehabilitation within the annual operating budget to avoid rate shock.</i>									
<b>GOALS &amp; OBJECTIVES</b> <i>Compliance with Department of Justice Consent Decree Council's Strategic Goal #2, Infrastructure</i>									
<b>STATUS/OTHER COMMENTS</b>  <i>Asset Management</i>				<b>OPERATING COSTS/SAVINGS</b>					
<b>TOTAL PROJECT COST</b> <i>Ongoing</i>									
<b>PLANNED FINANCING</b>									
	<b>Prior</b>	<b>Unspent @</b>	<b>Estimated</b>	<b>Adopted</b>	<b>Proposed</b>	<b>Proposed</b>	<b>Proposed</b>	<b>Proposed</b>	
<b>SOURCE OF FUNDS</b>	<b>Funding</b>	<b>10/1/2022</b>	<b>FY23 Exp.</b>	<b>2023/24</b>	<b>2024/25</b>	<b>2025/26</b>	<b>2026/27</b>	<b>2027/28</b>	<b>TOTAL</b>
<b>Sewer Rates</b>	<i>2,650,000</i>			<i>900,000</i>	<i>750,000</i>	<i>1,000,000</i>	<i>825,000</i>	<i>1,050,000</i>	<i>4,525,000</i>
<b>CSO Fixed Fee</b>									
<b>TOTAL COST</b>				<i>900,000</i>	<i>750,000</i>	<i>1,000,000</i>	<i>825,000</i>	<i>1,050,000</i>	<i>4,525,000</i>
<b>Total WPC Impact</b>				<i>900,000</i>	<i>750,000</i>	<i>1,000,000</i>	<i>825,000</i>	<i>1,050,000</i>	<i>4,525,000</i>



PROJECT DETAIL

<b>PROJECT TITLE</b>		<b>DEPARTMENT OR DIVISION</b>			<b>LOCATION</b>				
<i>Storm Drainage Improvements</i>		<i>WPC Utilities</i>			<i>Citywide</i>				
<b>PROJECT DESCRIPTION</b>									
<p><i>Much of Newport's aging public storm drainage system is past its useful life or doesn't meet the city's current needs. Storm Drainage Improvement Projects repair, replace, and install new infrastructure when it deteriorates. This infrastructure investment reduces flood risks, protects public safety, improves surface water quality, and enhances our community. The Island's unique and challenging soil requires the implementation of grey, blue, and green. These methods include semi-natural and natural systems that restore the natural landscape or more engineered approaches while managing stormwater.</i></p>									
<b>GOALS &amp; OBJECTIVES</b>									
<p><i>Compliance with Department of Justice Consent Decree Council's Strategic Goal #2, Infrastructure</i></p>									
<b>STATUS/OTHER COMMENTS</b>				<b>OPERATING COSTS/SAVINGS</b>					
<i>Ongoing maintenance; preserve assets</i>									
<b>TOTAL PROJECT COST</b>				<i>Ongoing</i>					
<b>PLANNED FINANCING</b>									
	<b>Prior</b>	<b>Unspent @</b>	<b>Estimated</b>	<b>Adopted</b>	<b>Proposed</b>	<b>Proposed</b>	<b>Proposed</b>	<b>Proposed</b>	
<b>SOURCE OF FUNDS</b>	<b>Funding</b>	<b>10/1/2022</b>	<b>FY23 Exp.</b>	<b>2023/24</b>	<b>2024/25</b>	<b>2025/26</b>	<b>2026/27</b>	<b>2027/28</b>	<b>TOTAL</b>
<b>Sewer Rates</b>	<i>3,070,000</i>								
<b>CSO Fixed Fee</b>				<i>500,000</i>	<i>750,000</i>	<i>750,000</i>	<i>1,000,000</i>	<i>500,000</i>	<i>3,500,000</i>
<b>TOTAL COST</b>				<i>500,000</i>	<i>750,000</i>	<i>750,000</i>	<i>1,000,000</i>	<i>500,000</i>	<i>3,500,000</i>
<b>Total WPC Impact</b>				<i>500,000</i>	<i>750,000</i>	<i>750,000</i>	<i>1,000,000</i>	<i>500,000</i>	<i>3,500,000</i>

PROJECT DETAIL

<b>PROJECT TITLE</b>		<b>DEPARTMENT OR DIVISION</b>			<b>LOCATION</b>				
<i>Flood Mitigation &amp; Resiliency</i>		<i>WPC Utilities</i>							
<b>PROJECT DESCRIPTION</b>									
<p>As a critical part of its resiliency strategy, the Department continues assessing the status of its infrastructure and advancing adaption strategies necessary to continue providing flood protection. This effort ensures that wastewater pump stations and critical storm and sewer collection systems are functioning as designed and will remain operational in the event of significant storm events or disasters. Flood management projects include but are not limited to Public Education, Adaptation, Flood Impact Assessments, Critical Infrastructure Protection, Flood Mitigation Design, Flood Resilience Design, and Retrofitting systems and facilities.</p>									
<b>GOALS &amp; OBJECTIVES</b>									
<b>STATUS/OTHER COMMENTS</b>									
<i>Council's Strategic Goal #2, Infrastructure</i>									
<b>TOTAL PROJECT COST</b> <i>Ongoing</i>									
<b>PLANNED FINANCING</b>									
	<b>Prior</b>	<b>Unspent @</b>	<b>Estimated</b>	<b>Adopted</b>	<b>Proposed</b>	<b>Proposed</b>	<b>Proposed</b>	<b>Proposed</b>	
<b>SOURCE OF FUNDS</b>	<b>Funding</b>	<b>10/1/2022</b>	<b>FY23 Exp.</b>	<b>2023/24</b>	<b>2024/25</b>	<b>2025/26</b>	<b>2026/27</b>	<b>2027/28</b>	<b>TOTAL</b>
<b>Sewer Rates</b>	<i>2,300,000</i>			<i>500,000</i>	<i>275,000</i>	<i>350,000</i>	<i>250,000</i>	<i>500,000</i>	<i>1,875,000</i>
<b>SRF</b>				-	-	-	-	-	-
<b>TOTAL COST</b>				<i>500,000</i>	<i>275,000</i>	<i>350,000</i>	<i>250,000</i>	<i>500,000</i>	<i>1,875,000</i>
<b>Total WPC Impact</b>				<i>500,000</i>	<i>275,000</i>	<i>350,000</i>	<i>250,000</i>	<i>500,000</i>	<i>1,875,000</i>



PROJECT DETAIL

<b>PROJECT TITLE</b>		<b>DEPARTMENT OR DIVISION</b>			<b>LOCATION</b>				
<i>Sewer Inflow &amp; Infiltration Removal</i>		<i>WPC Utilities</i>							
<b>PROJECT DESCRIPTION</b>									
<p>To date, the City's Infiltration/Inflow (I/I) removal has targeted downspout disconnection efforts toward meeting established goals of the consent decree as part of the City's CSO Long-Term Control Plan. The Plan requires removing private and public inflow sources to achieve a 50 percent reduction in rainfall-derived inflow upon fully implementing the SMP (by June 30, 2033). In addition to the downspout disconnection efforts, a more traditional I/I Source Removal Program is required throughout the City of Newport. The program will target sources such as cracks or defects in the pipes or other assets where stormwater or groundwater can enter the system and are harder to detect and fix. Infiltration sources are often identified through system infrastructure inspections, such as CCTV, pipe, manhole, or catch basin inspections.</p>									
<b>GOALS &amp; OBJECTIVES</b>									
<b>STATUS/OTHER COMMENTS</b>									
<i>Council's Strategic Goal #2, Infrastructure</i>									
<b>TOTAL PROJECT COST</b> <i>Ongoing</i>									
<b>OPERATING COSTS/SAVINGS</b>									
<b>PLANNED FINANCING</b>									
	<b>Prior</b>	<b>Unspent @</b>	<b>Estimated</b>	<b>Adopted</b>	<b>Proposed</b>	<b>Proposed</b>	<b>Proposed</b>	<b>Proposed</b>	
<b>SOURCE OF FUNDS</b>	<b>Funding</b>	<b>10/1/2022</b>	<b>FY23 Exp.</b>	<b>2023/24</b>	<b>2024/25</b>	<b>2025/26</b>	<b>2026/27</b>	<b>2027/28</b>	<b>TOTAL</b>
<b>Sewer Rates</b>	<i>240,000</i>			<i>500,000</i>	<i>500,000</i>	<i>500,000</i>	<i>500,000</i>	<i>500,000</i>	<i>2,500,000</i>
<b>TOTAL COST</b>				<i>500,000</i>	<i>500,000</i>	<i>500,000</i>	<i>500,000</i>	<i>500,000</i>	<i>2,500,000</i>
<b>Total WPC Impact</b>				<i>500,000</i>	<i>500,000</i>	<i>500,000</i>	<i>500,000</i>	<i>500,000</i>	<i>2,500,000</i>



PROJECT DETAIL

<b>PROJECT TITLE</b>		<b>DEPARTMENT OR DIVISION</b>			<b>LOCATION</b>				
<i>WPC Trench Restoration</i>		<i>WPC Utilities</i>			<i>Throughout City</i>				
<b>PROJECT DESCRIPTION</b>									
<i>A yearly contract is proposed for permanent restoration of sanitary sewer and storm drain trenches.</i>									
<b>GOALS &amp; OBJECTIVES</b>									
<i>Ongoing maintenance</i>									
<b>STATUS/OTHER COMMENTS</b>				<b>OPERATING COSTS/SAVINGS</b>					
<i>Council's Strategic Goal #2, Infrastructure</i>									
<b>TOTAL PROJECT COST</b>				<i>Ongoing Permit Compliance &amp; Avoidance of Liability issues</i>					
<b>PLANNED FINANCING</b>									
	<b>Prior</b>	<b>Unspent @</b>	<b>Estimated</b>	<b>Adopted</b>	<b>Proposed</b>	<b>Proposed</b>	<b>Proposed</b>	<b>Proposed</b>	
<b>SOURCE OF FUNDS</b>	<b>Funding</b>	<b>10/1/2022</b>	<b>FY23 Exp.</b>	<b>2023/24</b>	<b>2024/25</b>	<b>2025/26</b>	<b>2026/27</b>	<b>2027/28</b>	<b>TOTAL</b>
<b>Sewer Rates</b>	<i>400,000</i>			<i>200,000</i>	<i>225,000</i>	<i>250,000</i>	<i>275,000</i>	<i>300,000</i>	<i>1,250,000</i>
<b>CSO Fixed Fee</b>									
<b>TOTAL COST</b>				<i>200,000</i>	<i>225,000</i>	<i>250,000</i>	<i>275,000</i>	<i>300,000</i>	<i>1,250,000</i>
<b>Total WPC Impact</b>				<i>200,000</i>	<i>225,000</i>	<i>250,000</i>	<i>275,000</i>	<i>300,000</i>	<i>1,250,000</i>

**PROJECT DETAIL**

<b>PROJECT TITLE</b> <i>Program Manager for Implementation of CSO System Master Plan</i>		<b>DEPARTMENT OR DIVISION</b> <i>WPC Utilities</i>			<b>LOCATION</b> <i>Citywide</i>				
<b>PROJECT DESCRIPTION</b>  <i>The Program Manager will be responsible for coordination of tasks identified in the Consent Decree and System Master Plan for CSO Control required to be completed for compliance.</i>  <i>The SMP tentatively approved by the EPA/RIDEM incorporates an implementation schedule with completion by June 30, 2033.</i>									
<b>GOALS &amp; OBJECTIVES</b> <i>Compliance with Department of Justice Consent Decree Council's Strategic Goal #2, Infrastructure</i>									
<b>STATUS/OTHER COMMENTS</b>				<b>OPERATING COSTS/SAVINGS</b>					
<b>TOTAL PROJECT COST</b> <i>Ongoing</i>									
<b>PLANNED FINANCING</b>									
	<b>Prior Funding</b>	<b>Unspent @ 10/1/2022</b>	<b>Estimated FY23 Exp.</b>	<b>Adopted 2023/24</b>	<b>Proposed 2024/25</b>	<b>Proposed 2025/26</b>	<b>Proposed 2026/27</b>	<b>Proposed 2027/28</b>	<b>TOTAL</b>
<b>Sewer Rates</b>									
<b>CSO Fixed Fee</b>	<i>1,000,000</i>			<i>500,000</i>	<i>500,000</i>	<i>500,000</i>	<i>500,000</i>	<i>500,000</i>	<i>2,500,000</i>
<b>TOTAL COST</b>				<i>500,000</i>	<i>500,000</i>	<i>500,000</i>	<i>500,000</i>	<i>500,000</i>	<i>2,500,000</i>
<b>Total WPC Impact</b>				<i>500,000</i>	<i>500,000</i>	<i>500,000</i>	<i>500,000</i>	<i>500,000</i>	<i>2,500,000</i>



PROJECT DETAIL

<b>PROJECT TITLE</b>		<b>DEPARTMENT OR DIVISION</b>			<b>LOCATION</b>				
<i>Catch Basin Separation</i>		<i>WPC Utilities</i>			<i>Citywide</i>				
<b>PROJECT DESCRIPTION</b>									
<i>Catch basins that have been identified as connected to the sanitary sewer are to be disconnected and directed to storm drains. The project involves design and construction. The actual disconnection of each catch basin requires individual review and assessment to identify the best alternative for disconnection.</i>									
<b>GOALS &amp; OBJECTIVES</b>									
<i>Compliance with Department of Justice Consent Decree Council's Strategic Goal #2, Infrastructure</i>									
<b>STATUS/OTHER COMMENTS</b>					<b>OPERATING COSTS/SAVINGS</b>				
<i>Environmental Compliance</i>									
<b>TOTAL PROJECT COST</b> <i>Ongoing</i>									
<b>PLANNED FINANCING</b>									
	<b>Prior</b>	<b>Unspent @</b>	<b>Estimated</b>	<b>Adopted</b>	<b>Proposed</b>	<b>Proposed</b>	<b>Proposed</b>	<b>Proposed</b>	
<b>SOURCE OF FUNDS</b>	<b>Funding</b>	<b>10/1/2022</b>	<b>FY23 Exp.</b>	<b>2023/24</b>	<b>2024/25</b>	<b>2025/26</b>	<b>2026/27</b>	<b>2027/28</b>	<b>TOTAL</b>
<b>Sewer Rates</b>									
<b>CSO Fixed Fee</b>	<i>1,000,000</i>			<i>100,000</i>	<i>500,000</i>	<i>100,000</i>	<i>100,000</i>	<i>100,000</i>	<i>900,000</i>
<b>TOTAL COST</b>				<i>100,000</i>	<i>500,000</i>	<i>100,000</i>	<i>100,000</i>	<i>100,000</i>	<i>900,000</i>
<b>Total WPC Impact</b>				<i>100,000</i>	<i>500,000</i>	<i>100,000</i>	<i>100,000</i>	<i>100,000</i>	<i>900,000</i>



PROJECT DETAIL

<b>PROJECT TITLE</b>		<b>DEPARTMENT OR DIVISION</b>			<b>LOCATION</b>				
<i>Equipment Replacement</i>		<i>WPC Utilities</i>			<i>Citywide</i>				
<b>PROJECT DESCRIPTION</b>									
<p>The Water Pollution Control Division manages the City's Sanitary Sewer System and Storm Drainage System. Construction of the wastewater collection system dates back to the late 1800s and early 1900s. The system functioned as a completely combined sewer system until the 1970s when the City undertook an extensive sewer separation program to reduce CSOs discharging to Newport Harbor. The system includes but is not limited to 97 miles of Sanitary Sewer Mains - Sizes Range From 4-inches to 84-inches, Over 1,800 Sanitary Sewer Manholes, 50 miles of Storm Drain - Sizes Range From 8-inches to 72-inches, Over 1,200 Storm Drain Manholes and Over 2,500 Catch Basins. Specialized equipment is required to operate and maintain these systems.</p>									
<b>GOALS &amp; OBJECTIVES</b>									
<i>Compliance with Department of Justice Consent Decree</i>									
<i>Council's Strategic Goal #2, Infrastructure</i>									
<b>STATUS/OTHER COMMENTS</b>					<b>OPERATING COSTS/SAVINGS</b>				
<i>Environmental Compliance</i>									
<b>TOTAL PROJECT COST</b>					<i>Ongoing</i>				
<b>PLANNED FINANCING</b>									
	<b>Prior</b>	<b>Unspent @</b>	<b>Estimated</b>	<b>Adopted</b>	<b>Proposed</b>	<b>Proposed</b>	<b>Proposed</b>	<b>Proposed</b>	
<b>SOURCE OF FUNDS</b>	<b>Funding</b>	<b>10/1/2022</b>	<b>FY23 Exp.</b>	<b>2023/24</b>	<b>2024/25</b>	<b>2025/26</b>	<b>2026/27</b>	<b>2027/28</b>	<b>TOTAL</b>
<b>Sewer Rates</b>				<i>550,000</i>	<i>250,000</i>	<i>300,000</i>	<i>300,000</i>	<i>300,000</i>	<i>1,700,000</i>
<b>CSO Fixed Fee</b>									
<b>TOTAL COST</b>				<i>550,000</i>	<i>250,000</i>	<i>300,000</i>	<i>300,000</i>	<i>300,000</i>	<i>1,700,000</i>
<b>Total WPC Impact</b>				<i>550,000</i>	<i>250,000</i>	<i>300,000</i>	<i>300,000</i>	<i>300,000</i>	<i>1,700,000</i>

EQUIPMENT REPLACEMENT SCHEDULE - WATER POLLUTION CONTROL FUND  
FY 24 - 29

Make	Model	ID#	Description	Year		Required Year Per Replacement Policy	FY2024	FY2025	FY2026	FY2027	FY2028	FY2029
Isuzu	Trailer	5576	Pump Trailer	2022								
Chevy	2500	5625	Utility Service Truck	2017	42,325	2027					\$180,000	
Chevy	1500	5626	Pickup Truck	2017	31,968	2027		\$100,000				
Chevy	1500	5634	Pickup Truck	2017	31,968	2027		\$100,000				
Freightliner	M2-106	5701	Dump Truck	2018	143,439	2026			\$200,000			
Freightliner	M2 106	5707	Dump Catch Basin Truck	2019								
Ford	E450	5813	Utilities Camera Truck	2022								
Chevy	Colorado	5932	Pickup Truck	2017		2027			80,000			
Chevy	Silverado	5934		2017								
Super Products	Camel 1200	5935	Sewer / Catch Basin Cleaner	2017	349,420	2025	\$550,000					
John Deere	410L	5937	Backhoe	2017	143,439	2027			\$20,000	\$180,000		
Atlas	XAS110	6076	Air Compressor	2020								
Stetco	920 SP		Catch Basin Cleaner	2019	203,989	2027						\$300,000
Rapidview IBAK			Inspection & Rehabilitation Vehicle	2021		2033						
Thompson Pump	6" High Head Pump		By Pass Pumping System	2021		2036						
TBD	TBD		Medium Duty Dump Truck	TBD								
BobCat	E60		Compact Excavator & Trailer	TBD								
TBD	Pipe lining		Trailer Mounted CIPP Lining System	TBD						\$120,000	\$120,000	
Prestige 300	Sewer Manhole Rehab		Self-contained Mix, Pump Spraying Lining	TBD				\$50,000				
<b>TOTAL</b>							<b>\$550,000</b>	<b>\$200,000</b>	<b>\$300,000</b>	<b>\$180,000</b>	<b>\$180,000</b>	<b>\$300,000</b>

# WATER FUND

The City of Newport Department of Utilities, Water Division (NWD) is a regulated water utility under the Public Drinking Water (R46-13- DWQ), National Primary Drinking Water Regulations [40 CFR 141] promulgated by the United States Environmental Protection Agency (EPA), Rhode Island Public Utilities Commission (RIPUC)), Rhode Island Department of Environmental Management, CRMC. Numerous regulations are overlapping or intertwined. All water rates are set by filing an application to change rates with the RIPUC. No change in water rates occurs until the RIPUC has conducted a full investigation and hearing on an application to change rates. The RIPUC approves water rates that are fair and equitable to all water users. This document's FY2022 budget and associated water rate structure reflect the revenue and expenses approved as part of the Order for Docket 4933, effective July 1, 2022.

The RIPUC requires the Newport Water Division to maintain restricted cash accounts for chemicals, electricity, debt service, capital projects, retiree accrued benefits buyout, retiree health insurance increases, and revenue reserve. The City must fund the accounts monthly in an amount approved as part of the rate-setting process. The restricted accounts are financed on a whole dollar basis and not on a percentage of collection basis, with a reconciliation of each restricted account within 30 days of the end of each quarter submitted to the RIPUC.

Before 1876, Newport's water supply came from a spring that is believed to have been located at Spring and Touro Streets or private wells. In 1876 the City of Newport accepted the proposal of Newport native George H. Norman to construct a waterworks system at North Easton Pond. The Newport Water Works Company was incorporated in 1881 and was succeeded by the Newport Water Corporation in 1929. By 1900 additional reservoirs had been added to the system, including South Easton, Paradise, Gardiner, St. Mary's, and Sisson Ponds. In 1936, the City of Newport took over ownership of the water system through eminent domain.

A characteristic of the island is its seasonal population increase, resulting in the doubling of water consumption between Memorial Day and Labor Day each year. A challenge of maintaining a water system on a small island as seasonally populous as Newport is the physical lack of space for a large reservoir. The geographical challenge resulted in two treatment plants and nine man-made surface water reservoirs comprising the Newport Water System. When all supply reservoirs are full, they hold 3.8 billion gallons. The treatment plant can provide a maximum of 16 million gallons of drinking water per day.



# WATER FUND

The following divisions and functions fall under the Water Fund:

Water Administration - The Director of Utilities and Deputy Director-Finance, and Deputy Director-Engineering are charged with overall management and leadership of the Department. They are responsible for long- and short-term planning, operational analysis, budget development, and coordination of the activities of the organization's several divisions. Other activities for the office include the compilation of data for the State Health Department, as well as handling of customer complaints and requests for service.

Customer Services Accounts – supports the metering, billing, and revenue-collecting functions of the Water Department.

Source of Supply – provides for maintenance and operation of the raw water collection and transmission facilities.

Newport Water Plant – supports the operation and maintenance of the water treatment aspect of the water purification process and the water pumping facilities in the process of the Water Treatment Plant located on 100 Bliss Mine Road.

Lawton Valley – supports the operation and maintenance of the water treatment aspect of the water purification process and the pumping facilities in the process at the Water Treatment Plant located at 2154 West Main Road.

Laboratory – responsible for analyzing raw water samples taken from the system's nine reservoirs, as well as treated water samples from the distribution system and the treatment plants, in order to assure adherence to safe drinking water standards.

Distribution System – supports the operation and maintenance of the City's water storage and distribution system in Newport and Middletown. These facilities include: mains and gates; water storage tanks; the high-service area booster pumping station; and water services within public right-of-ways.

Fire Protection – identifies expenses attributable to the installation and maintenance of public and private fire protection components of the water distribution system.



# WATER FUND

## FY 2023 Short-term goals, measures, and status:

Goal #1: To coordinate all activities of the Water Division to maintain safe and adequate supply reservoirs; to ensure quality drinking water to our customers by complying with the requirements of State and Federal agencies; to invest a prudent budget where system improvements are necessary and toward preventative maintenance, and to communicate effectively with the Public.

Measure #1: Zero violations of the Safe Drinking Water Act (SDWA).

PERFORMANCE MEASURES	FY2019 ACTUAL	FY 2020 ACTUAL	FY2021 ACTUAL	FY2022 ACTUAL	FY2023 ACTUAL
Number of annual quarters during which the City violated the Safe Drinking Water Act (SDWA)	1	1	0	0	0

*There were no violations of the Safe Drinking Water Act in FY2023*

Measure #2: Annual Consumer Confidence Report (CCR) that covers the previous calendar year will be available on or before July 1.

PERFORMANCE MEASURES	FY2019 ACTUAL	FY 2020 ACTUAL	FY2021 ACTUAL	FY2022 ACTUAL	FY2023 ACTUAL
Annual Consumer Confidence Report (CCR) mailed on or before July 1st	Yes	Yes	Yes	Yes	Yes

Associated Council Objective:



Provide high-quality services to residents, taxpayers, and visitors.

Goal #2: Ensure a reliable supply of potable water for fire protection through the continuous maintenance of fire hydrants.

Measure: Inspect one-hundred percent of our public fire hydrants and make necessary repairs within five days.

PERFORMANCE MEASURES	FY2019 ACTUAL	FY 2020 ACTUAL	FY2021 ACTUAL	FY2022 ACTUAL	FY2023 ACTUAL
Percentage of City's public fire hydrants inspected and repaired	100%	100%	100%	100%	100%

*All public fire hydrants to be inspected have been inspected.*

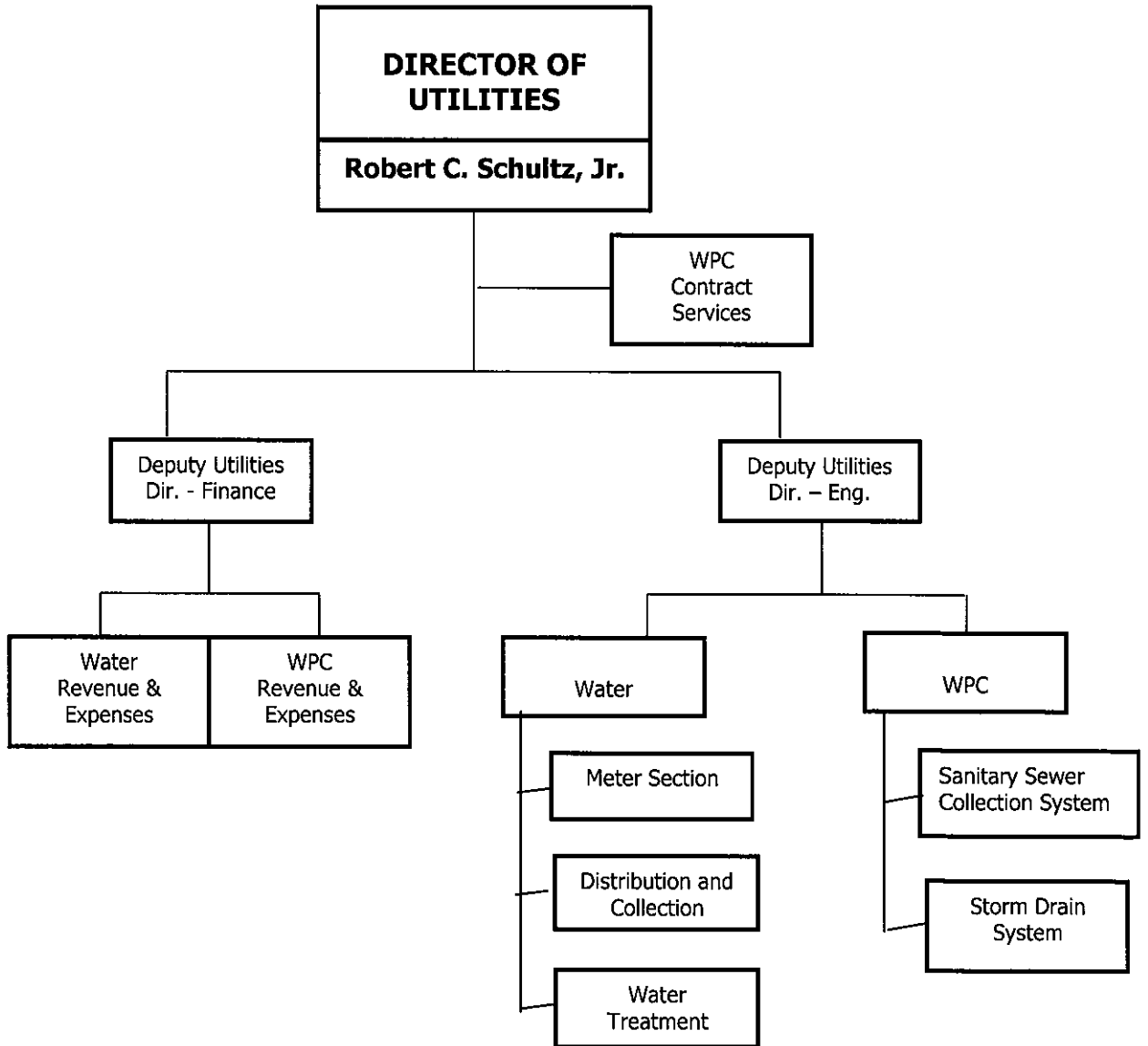
Associated Council Objective:



Provide high quality services to residents, taxpayers and visitors

**There are no new goals or measures for FY2024 or FY2025**

# DEPARTMENT OF UTILITIES

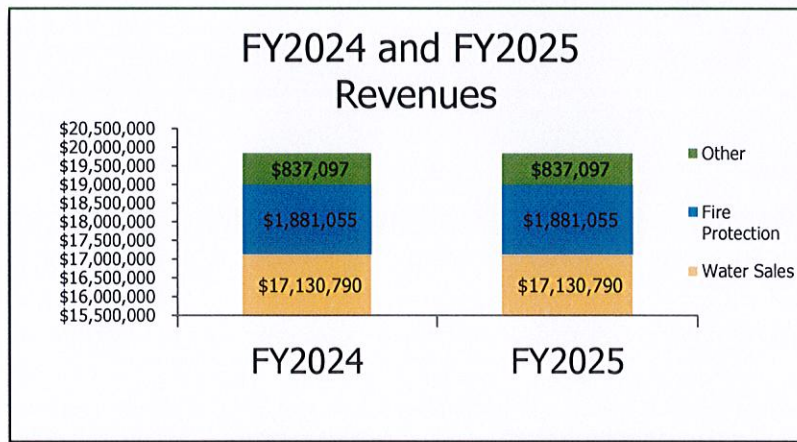
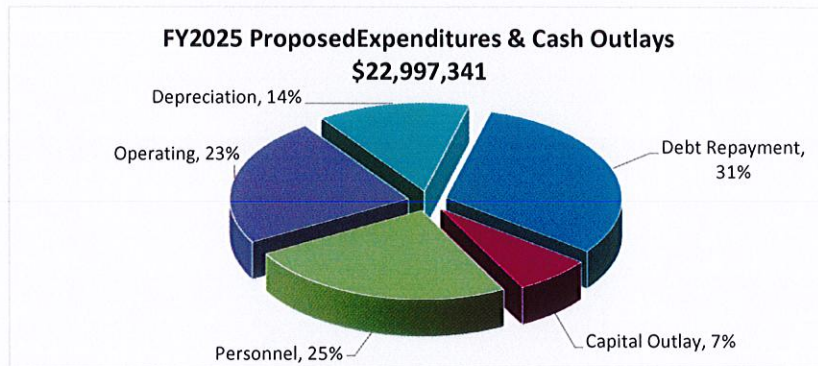
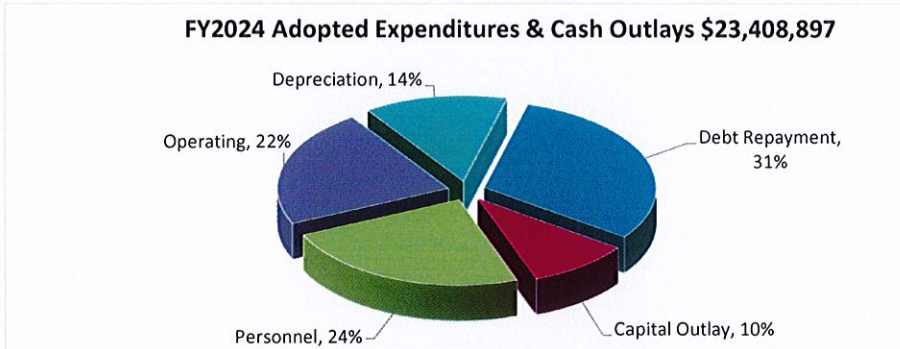




**CITY OF NEWPORT, RHODE ISLAND  
WATER FUND BUDGET  
FY2024 ADOPTED and FY2025 PROPOSED BUDGETS  
SUMMARY**

	<b>2021-2022 ACTUAL</b>	<b>2022-2023 ADOPTED</b>	<b>2022-2023 PROJECTED</b>	<b>2023-2024 ADOPTED</b>	<b>2024-2025 PROPOSED</b>
<b>REVENUES</b>					
15500200-045345 Grant Revenue	\$ 472,272	\$ -	\$ -	\$ -	\$ -
15500200-045700 Rental of Property	100,131	90,000	90,000	90,000	90,000
15500200-045701 Investment Income	41,601	100,000	3		
15500200-045878 WPC Reimbursement	351,572	351,482	336,598	351,482	351,482
15500200-047136 Middletown Reimbursement	180,164	178,782	180,315	180,315	180,315
15500200-047100 Sundry Billing	207,628	133,000	119,971	133,000	133,000
15500200-047105 Public Fire Protection	1,069,195	1,253,276	2,054,214	1,300,083	1,300,083
15500200-047107 Private Fire Protection	535,939	519,172	580,972	580,972	580,972
15500200-047109 Metered Water Charges	11,172,197	11,870,767	11,870,767	11,870,767	11,870,767
15500200-047110 Bulk Water Charges	3,848,494	4,050,304	4,050,304	4,050,304	4,050,304
15500200-047125 Billing Charges	1,054,609	1,209,719	1,173,072	1,209,719	1,209,719
15500200-047130 Miscellaneous	10,408	11,300	11,300	11,300	11,300
15500200-047135 Water Penalty	10,746	50,000	44,223	50,000	50,000
15500200-047137 Water Quality Protection Fee	20,420	21,000	26,988	21,000	21,000
15500200-047139 Sale of Surplus Equipment					
<b>TOTAL REVENUES</b>	<b>19,075,376</b>	<b>19,838,802</b>	<b>20,538,727</b>	<b>19,848,942</b>	<b>19,848,942</b>
<b>OTHER SOURCES OF FUNDS</b>					
Transfer from Restricted Funds		74,456		357,955	(53,601)
Bond Proceeds		500,000	500,000		
<b>Total Other Sources of Funds</b>	<b>-</b>	<b>574,456</b>	<b>500,000</b>	<b>357,955</b>	<b>(53,601)</b>
<b>TOTAL REVENUES &amp; OTHER SOURCES OF FUNDS</b>	<b>\$ 19,075,376</b>	<b>\$ 20,413,258</b>	<b>\$ 21,038,727</b>	<b>\$ 20,206,897</b>	<b>\$ 19,795,341</b>
<b>EXPENDITURES</b>					
Operating Expenditures	\$ 13,013,275	\$ 13,221,181	\$ 12,965,172	\$ 13,980,760	\$ 14,223,386
Interest Expense	2,230,275	2,148,247	2,148,247	2,026,174	1,843,198
<b>Operating Expenditures</b>	<b>15,243,550</b>	<b>15,369,428</b>	<b>15,113,419</b>	<b>16,006,934</b>	<b>16,066,584</b>
<b>OTHER CASH OUTLAYS</b>					
Capital Outlay		3,011,500	3,521,300	2,251,500	1,626,500
Principal Debt Repayment		4,882,330	4,882,330	5,150,463	5,304,257
<b>Other Cash Outlays</b>	<b>-</b>	<b>7,893,830</b>	<b>8,403,630</b>	<b>7,401,963</b>	<b>6,930,757</b>
<b>TOTAL EXPENDITURES &amp; CASH OUTLAYS</b>	<b>15,243,550</b>	<b>23,263,258</b>	<b>23,517,049</b>	<b>23,408,897</b>	<b>22,997,341</b>
<b>LESS: NON-CASH ITEMS</b>					
Depreciation	3,208,695	2,850,000	2,850,000	3,202,000	3,202,000
<b>TOTAL CASH NEEDED</b>	<b>\$ 12,034,855</b>	<b>\$ 20,413,258</b>	<b>\$ 20,667,049</b>	<b>\$ 20,206,897</b>	<b>\$ 19,795,341</b>
<b>NET POSITION 6/30</b>	<b>\$ 74,161,849</b>	<b>\$ 78,631,223</b>	<b>\$ 79,587,157</b>	<b>\$ 83,429,165</b>	<b>\$ 87,211,523</b>
<b>CASH BALANCE 6/30</b>	<b>\$ 21,189,301</b>	<b>\$ 20,614,845</b>	<b>\$ 21,060,979</b>	<b>\$ 20,703,024</b>	<b>\$ 20,756,625</b>

**Water Fund**





**WATER FUND  
BUDGET SUMMARY**

<b>TITLE</b>	<b>LAST YEAR ACTUAL</b>	<b>BUDGET ADOPTED</b>	<b>CURR YEAR ESTIMATED</b>	<b>FY2024 BUDGET ADOPTED</b>	<b>FY2025 BUDGET PROJECTED</b>
<b><u>EXPENDITURES</u></b>					
SALARIES	\$ 3,110,754	\$ 3,281,232	\$ 3,281,743	\$ 3,438,376	\$ 3,496,469
FRINGE BENEFITS	1,828,081	2,049,972	1,840,248	2,120,375	2,147,860
PURCHASED SERVICES	365,483	354,306	389,579	481,606	507,525
UTILITIES	1,303,015	1,340,448	1,400,426	1,462,210	1,462,209
INTERNAL SERVICES	875,322	863,366	931,989	925,184	925,184
OTHER CHARGES	685,124	748,089	679,334	692,871	692,871
SUPPLIES & MATERIALS	1,636,801	1,582,198	1,587,582	1,658,138	1,658,138
DEPRECIATION	3,208,695	2,850,000	2,850,000	3,202,000	3,202,000
CAPITAL OUTLAY	-	3,011,500	3,521,300	2,251,500	1,626,500
RESERVE	-	151,570	-	-	131,130
DEBT SERVICE	2,230,275	7,030,577	7,034,847	7,176,637	7,147,455
<b>TOTAL</b>	<b>\$ 15,243,550</b>	<b>\$ 23,263,258</b>	<b>\$ 23,517,049</b>	<b>\$ 23,408,897</b>	<b>\$ 22,997,341</b>



**FUNCTION: Water Services**  
**DEPARTMENT: Water**  
**DIVISION OR ACTIVITY: Administration**

**BUDGET COMMENTS:**

Major expenditures include salaries and benefits; retiree insurance benefits; property taxes; and services provided by the general fund.

**PROGRAM:**

This program provides funds for support of the administrative functions of the Water Department. The Utilities Director is charged with overall management and leadership of the Department. They are responsible for long- and short-term planning, operational analysis, budget development, and coordination of the activities of the organization's several divisions. Other activities for the office include compilation of data for the State Health Department, as well as handling of customer complaints and requests for service. This program also provides funds for the operation and maintenance of the Water Department's administrative office and garage facility located on Halsey Street.

**OBJECTIVES:**

To coordinate all water operations toward satisfying customers through a four-step approach:

- (1) obtain a reliable and adequate quantity
- (2) maximize quality up to delivery
- (3) minimize cost of delivery
- (4) convey benefits to customers.

**COST CENTER: WATER ADMINISTRATION - 15500200**

TITLE	LAST YEAR ACTUAL	BUDGET ADOPTED	CURR YEAR ESTIMATED	FY2024 BUDGET ADOPTED	FY2025 BUDGET PROPOSED
SALARIES	\$ 274,729	\$ 322,412	\$ 257,990	\$ 311,445	\$ 324,781
FRINGE BENEFITS	484,256	622,257	452,614	595,361	600,174
PURCHASED SERVICES	54,028	136,568	98,463	155,018	160,513
UTILITIES	22,771	24,371	24,373	27,973	27,973
INTERNAL SERVICES	669,696	667,081	674,073	672,699	672,699
OTHER CHARGES	624,870	664,389	595,634	609,171	609,171
SUPPLIES & MATERIALS	17,547	20,900	20,817	20,900	20,900
RESERVE	-	151,570	-	-	131,130
CAPITAL OUTLAY		301,500	300,000	626,500	276,500
<b>COST CENTER TOTAL</b>	<b>\$ 2,147,897</b>	<b>\$ 2,911,048</b>	<b>\$ 2,423,964</b>	<b>\$ 3,019,067</b>	<b>\$ 2,823,841</b>

PERSONNEL CLASSIFICATION	GRADE	AUTH FY 21-22	AUTH FY 22-23	MID-YEAR FY 22-23	ADOPTED FY 23-24	PROPOSED FY 24-25
Director of Utilities	S14	0.6	0.6	0.6	0.6	0.6
Deputy Utilities Dir - Eng.	S11	0.6	0.6	0.6	0.6	0.6
Deputy Utilities Dir - Fin.	S11	0.6	0.6	0.6	0.6	0.6
Utilities Infrastruct Asset Man	S08	0.0	0.0	0.0	1.0	1.0
Utilities Engineer	S07	0.0	0.0	0.0	1.0	1.0
Financial Analyst	N03	0.5	0.5	0.5	0.5	0.5
Executive Assistant	S04	0.6	0.6	0.6	0.6	0.6
<b>Total Positions</b>		<b>2.9</b>	<b>2.9</b>	<b>2.9</b>	<b>4.9</b>	<b>4.9</b>

**FUNCTION: Water Services**  
**DEPARTMENT: Water**  
**DIVISION OR ACTIVITY: Customer Accounts**

**BUDGET COMMENTS:**

Expenses in this account include vehicle maintenance and gasoline; postage; and repairs and maintenance and capital projects related to meter reading and billing.

**PROGRAM:**

This program provides funds for the metering and billing functions of the Water Department.

**OBJECTIVE:**

To convey the value of the City's commodity and services to water customers through a variety of communications, including mail, premise visits, and telephone support.



**COST CENTER: CUSTOMER ACCOUNTS - 15500209**

TITLE	LAST YEAR ACTUAL	BUDGET ADOPTED	CURR YEAR ESTIMATED	FY2024 BUDGET ADOPTED	FY2025 BUDGET PROPOSED
SALARIES	\$ 317,675	\$ 377,594	\$ 342,561	\$ 400,949	\$ 403,339
FRINGE BENEFITS	189,515	222,329	208,199	230,224	232,142
PURCHASED SERVICES	78,707	62,150	86,174	102,750	102,750
INTERNAL SERVICES	35,146	32,586	45,804	41,273	41,273
SUPPLIES & MATERIALS	123,177	119,906	120,916	129,694	129,694
DEBT SERVICE	55,937	209,383	209,383	209,758	209,255
CAPITAL OUTLAY		100,000	100,000	125,000	150,000
<b>COST CENTER TOTAL</b>	<b>\$ 800,157</b>	<b>\$ 1,123,948</b>	<b>\$ 1,113,037</b>	<b>\$ 1,239,648</b>	<b>\$ 1,268,453</b>

PERSONNEL CLASSIFICATION	GRADE	AUTH FY 21-22	AUTH FY 22-23	MID-YEAR FY 22-23	ADOPTED FY 23-24	PROPOSED FY 24-25
Maintenance Mechanic	U3	1.0	1.0	1.0	1.0	1.0
Water Meter Foreman	U6	1.0	1.0	1.0	1.0	1.0
Billing Clerk	U2	0.5	0.5	0.5	0.5	0.5
Meter Repairman/Reader	U2	3.0	3.0	3.0	3.0	3.0
Principal Account Clerk	U2	1.0	1.0	1.0	1.0	1.0
<b>Total Positions</b>		<b>6.5</b>	<b>6.5</b>	<b>6.5</b>	<b>6.5</b>	<b>6.5</b>

**FUNCTION: Water Services**  
**DEPARTMENT: Water**  
**DIVISION OR ACTIVITY: Source of Supply - Island**

**BUDGET COMMENTS:**

This budget includes debt service for the Easton's Pond Dam and Moat Repairs.

**PROGRAM:**

This program provides funds for maintenance and operation of the raw water collection and transmission at the facilities located on Aquidneck Island. This includes seven reservoirs and their related structures, raw water pump stations, and transmission lines.

**OBJECTIVE:**

To collect and transmit an adequate supply of fresh water at the maximum level of purity offered by nature through maintenance of seven reservoirs and raw water transmission lines.

**COST CENTER: SOURCE OF SUPPLY - ISLAND 15500212**

TITLE	LAST YEAR ACTUAL	BUDGET ADOPTED	CURR YEAR ESTIMATED	FY2024 BUDGET ADOPTED	FY2025 BUDGET PROPOSED
SALARIES	\$ 304,870	\$ 357,088	\$ 361,443	\$ 369,010	\$ 376,848
FRINGE BENEFITS	154,217	196,682	185,659	216,529	220,041
PURCHASED SERVICES	-	-	-	-	-
UTILITIES	24,447	30,447	30,447	31,208	31,208
INTERNAL SERVICES	53,430	60,043	92,676	88,766	88,766
SUPPLIES & MATERIALS	240,128	142,040	175,764	183,259	183,259
DEBT SERVICE	155,789	751,199	751,199	770,784	753,411
CAPITAL OUTLAY	-	850,000	366,617	850,000	600,000
<b>COST CENTER TOTAL</b>	<b>\$ 932,881</b>	<b>\$ 2,387,499</b>	<b>\$ 1,963,805</b>	<b>\$ 2,509,556</b>	<b>\$ 2,253,533</b>

PERSONNEL CLASSIFICATION	GRADE	AUTH FY 21-22	AUTH FY 22-23	MID-YEAR FY 22-23	ADOPTED FY 23-24	PROPOSED FY 24-25
Super, Water Dist/Collect	N05	0.5	0.5	0.5	0.5	0.5
Dist./Collection Foreman	U5	1.0	1.0	1.0	1.0	1.0
Dist./Collection Operator	U4	1.0	1.0	1.0	1.0	1.0
Dist./Collection Operator	U3	2.0	2.0	2.0	2.0	2.0
Water Laborer	U2	1.0	1.0	1.0	1.0	1.0
<b>Total Positions</b>		<b>5.5</b>	<b>5.5</b>	<b>5.5</b>	<b>5.5</b>	<b>5.5</b>



**FUNCTION: Water Services**  
**DEPARTMENT: Water**  
**DIVISION OR ACTIVITY: Source of Supply - Mainland**

**BUDGET COMMENTS:**  
The only major expense in this division is electricity.

**PROGRAM:**  
This program provides funds for maintenance and operation of the raw water collection and transmission at the facilities located at the Harold E. Watson Reservoir in Little Compton. This includes Fogland Road pumping station and Nonquit Reservoir in Tiverton.

**OBJECTIVE:**  
To collect and transmit an adequate supply of fresh water at the maximum level of purity offered by nature through maintenance of seven reservoirs and raw water transmission lines.

**COST CENTER: SOURCE OF SUPPLY - MAINLAND 15500213**

<b>TITLE</b>	<b>LAST YEAR ACTUAL</b>	<b>BUDGET ADOPTED</b>	<b>CURR YEAR ESTIMATED</b>	<b>FY2024 BUDGET ADOPTED</b>	<b>FY2025 BUDGET PROPOSED</b>
SALARIES	\$ 44,079	\$ 41,587	\$ 48,109	\$ 41,587	\$ 41,587
FRINGE BENEFITS	3,372	3,358	5,570	3,358	3,358
UTILITIES	164,887	138,061	169,544	173,783	173,783
SUPPLIES & MATERIALS	22,503	29,466	33,643	29,466	29,466
CAPITAL OUTLAY	-	-	-	-	-
DEBT SERVICE	-	-	-	-	-
<b>COST CENTER TOTAL</b>	<b>\$ 234,841</b>	<b>\$ 212,472</b>	<b>\$ 256,866</b>	<b>\$ 248,194</b>	<b>\$ 248,194</b>

**FUNCTION: Water Services**  
**DEPARTMENT: Water**  
**DIVISION OR ACTIVITY: Newport Water Plant**

**BUDGET COMMENTS:**

Major expenses in this division are for personnel, electricity, a sewer charge and chemicals. This division is also impacted by costs to upgrade water treatment processes in the plant and the debt service related to the major projects.

**PROGRAM:**

This program provides funds for the operation and maintenance of the water treatment aspect of the water purification process and the water pumping facilities utilized in this process at the Newport Water Treatment plant located on Bliss Mine Road.

**OBJECTIVE:**

To function as a value-adder and to enhance nature's quality through application of modern water treatment technologies and to make a reliable supply of potable water available for delivery.



**COST CENTER: NEWPORT WATER PLANT 15500222**

TITLE	LAST YEAR ACTUAL	BUDGET ADOPTED	CURR YEAR ESTIMATED	FY2024 BUDGET ADOPTED	FY2025 BUDGET PROPOSED
SALARIES	\$ 822,175	\$ 739,921	\$ 754,556	\$ 697,546	\$ 706,419
FRINGE BENEFITS	339,779	336,074	302,727	302,141	306,558
PURCHASED SERVICES	121,098	67,517	91,116	99,952	109,672
UTILITIES	411,234	378,503	446,434	449,259	449,258
INTERNAL SERVICES	5,722	10,056	6,456	10,056	10,056
SUPPLIES & MATERIALS	396,521	504,814	501,498	506,489	506,489
CAPITAL OUTLAY	-	625,000			
DEBT SERVICE	658,734	1,904,823	1,904,823	1,903,313	1,901,534
<b>COST CENTER TOTAL</b>	<b>\$ 2,755,263</b>	<b>\$ 4,566,708</b>	<b>\$ 4,007,610</b>	<b>\$ 3,968,756</b>	<b>\$ 3,989,986</b>

PERSONNEL CLASSIFICATION	GRADE	AUTH FY 21-22	AUTH FY 22-23	MID-YEAR FY 22-23	ADOPTED FY 23-24	PROPOSED FY 24-25
Water Quality/Prod Super	S08	0.5	0.5	0.5	0.5	0.5
Assistant Water Treat Super	S07	0.5	0.5	0.5	0.5	0.5
Water Plant Oper - Grade 3	U4	6.0	6.0	5.0	5.0	5.0
Water Plant Oper - Grade 1	U2	3.0	3.0	2.0	2.0	2.0
<b>Total Positions</b>		<b>10.0</b>	<b>10.0</b>	<b>8.0</b>	<b>8.0</b>	<b>8.0</b>

**FUNCTION: Water Services**  
**DEPARTMENT: Water**  
**DIVISION OR ACTIVITY: Lawton Valley Plant**

**BUDGET COMMENTS:**

Major expenses in this division are for personnel, electricity, a sewer charge and chemicals. This division is also impacted by the replacement of the water treatment plant and debt service related to the major projects.

**PROGRAM:**

This program provides funds for the operation and maintenance of the water treatment aspect of the water purification process and the water pumping facilities utilized in this process at the Lawton Valley Water Treatment Plant located in Portsmouth.

**OBJECTIVE:**

To function as a value-adder and to enhance nature's quality through application of modern water treatment technologies and to make a reliable supply of potable water available for delivery.

**COST CENTER: LAWTON VALLEY PLANT 15500223**

TITLE	LAST YEAR ACTUAL	BUDGET ADOPTED	CURR YEAR ESTIMATED	FY2024 BUDGET ADOPTED	FY2025 BUDGET PROPOSED
SALARIES	\$ 608,014	\$ 660,963	\$ 729,430	\$ 784,490	\$ 794,084
FRINGE BENEFITS	304,038	296,403	332,825	384,945	390,255
PURCHASED SERVICES	81,205	62,845	84,993	93,240	102,312
UTILITIES	676,991	747,009	726,406	757,930	757,930
INTERNAL SERVICES	6,621	6,117	8,203	7,613	7,613
SUPPLIES & MATERIALS	490,524	550,922	552,566	572,780	572,780
DEBT SERVICE	1,227,586	3,650,791	3,655,061	3,647,774	3,644,433
CAPITAL OUTLAY	-	-	-	-	-
<b>COST CENTER TOTAL</b>	<b>\$ 3,394,979</b>	<b>\$ 5,975,050</b>	<b>\$ 6,089,484</b>	<b>\$ 6,248,772</b>	<b>\$ 6,269,407</b>

PERSONNEL CLASSIFICATION	GRADE	AUTH FY 21-22	AUTH FY 22-23	MID-YEAR FY 22-23	ADOPTED FY 23-24	PROPOSED FY 24-25
Water Quality & Prod Super	S08	0.5	0.5	0.5	0.5	0.5
Assistant Water Treat Super	S07	0.5	0.5	0.5	0.5	0.5
Water Plant Oper - Grade 1	U2	1.0	1.0	1.0	1.0	1.0
Water Plant Oper - Grade 3	U4	7.0	7.0	8.0	8.0	8.0
<b>Total Positions</b>		<b>9.0</b>	<b>9.0</b>	<b>10.0</b>	<b>10.0</b>	<b>10.0</b>



**FUNCTION: Water Services**  
**DEPARTMENT: Water**  
**DIVISION OR ACTIVITY: Water Laboratory**

**BUDGET COMMENTS:**

The major costs in this division are for personnel and regulatory assessments.

**PROGRAM:**

The laboratory staff is responsible for analyzing raw water samples taken from the system's nine reservoirs, as well as treated water samples from the distribution system and treatment plants, in order to assure adherence to safe drinking water standards.

**OBJECTIVE:**

To ensure that the water delivered to customers is of a safe quality in accordance with regulatory requirements; to preserve the integrity of the water commodity by continuously monitoring quality at each stage of the operational process.

**COST CENTER: WATER LABORATORY 15500235**

TITLE	LAST YEAR ACTUAL	BUDGET ADOPTED	CURR YEAR ESTIMATED	FY2024 BUDGET ADOPTED	FY2025 BUDGET PROPOSED
SALARIES	\$ 142,186	\$ 152,682	\$ 140,983	\$ 161,227	\$ 173,078
FRINGE BENEFITS	58,557	63,707	58,347	65,618	69,705
OTHER CHARGES	60,254	83,700	83,700	83,700	83,700
SUPPLIES & MATERIALS	64,036	46,200	46,200	46,200	46,200
<b>COST CENTER TOTAL</b>	<b>\$ 325,033</b>	<b>\$ 346,289</b>	<b>\$ 329,230</b>	<b>\$ 356,745</b>	<b>\$ 372,683</b>

PERSONNEL CLASSIFICATION	GRADE	AUTH FY 21-22	AUTH FY 22-23	MID-YEAR FY 22-23	ADOPTED FY 23-24	PROPOSED FY 24-25
Laboratory Supervisor	N04	1.0	1.0	1.0	1.0	1.0
Microbiologist	N03	1.0	1.0	1.0	1.0	1.0
<b>Total Positions</b>		<b>2.0</b>	<b>2.0</b>	<b>2.0</b>	<b>2.0</b>	<b>2.0</b>

**FUNCTION: Water Services**  
**DEPARTMENT: Water**  
**DIVISION OR ACTIVITY: Distribution System**

**BUDGET COMMENTS:**

Major costs are for personnel, gasoline and vehicle maintenance, maintenance and repairs on mains, capital and debt service.

**PROGRAM:**

This program provides funds for the operation and maintenance of the City's water storage and distribution system in Newport and Middletown. These facilities include: mains and gates; water storage tanks; the high-service area booster pumping station; and water services within public right-of-ways.

**OBJECTIVE:**

To deliver a reliable supply of potable water at a desirable pressure to customers by maintaining distribution mains, gates and valves, hydrants, standpipes, booster pumps, and service connections.



**COST CENTER: DISTRIBUTION SYSTEM 15500241**

TITLE	LAST YEAR ACTUAL	BUDGET ADOPTED	CURR YEAR ESTIMATED	FY2024 BUDGET ADOPTED	FY2025 BUDGET PROPOSED
SALARIES	\$ 597,026	\$ 628,985	\$ 646,671	\$ 672,122	\$ 676,333
FRINGE BENEFITS	294,347	309,162	294,307	322,199	325,627
PURCHASED SERVICES	30,445	25,226	28,833	30,646	32,278
UTILITIES	2,685	22,057	3,222	22,057	22,057
INTERNAL SERVICES	104,707	87,483	104,777	104,777	104,777
SUPPLIES & MATERIALS	298,130	136,650	121,029	138,050	138,050
CAPITAL OUTLAY	-	1,010,000	2,660,123	500,000	425,000
DEBT SERVICE	132,229	514,381	514,381	645,008	638,822
<b>COST CENTER TOTAL</b>	<b>\$ 1,459,569</b>	<b>\$ 2,733,944</b>	<b>\$ 4,373,343</b>	<b>\$ 2,434,859</b>	<b>\$ 2,362,944</b>

PERSONNEL CLASSIFICATION	GRADE	AUTH FY 21-22	AUTH FY 22-23	MID-YEAR FY 22-23	ADOPTED FY 23-24	PROPOSED FY 24-25
Water Collect/Distrib Super	N05	0.5	0.5	0.5	0.5	0.5
Engineering Technician	U5	2.0	2.0	2.0	2.0	2.0
Distrib./Collection Foreman	U5	1.0	1.0	1.0	1.0	1.0
Distrib./Collection Mechanic	U4	2.0	2.0	2.0	2.0	2.0
Distrib./Collection Operator	U4	1.0	1.0	1.0	1.0	1.0
Distrib./Collection Operator	U3	3.0	3.0	3.0	3.0	3.0
Parts/Inventory Control Tech	U4	0.5	0.5	0.5	0.5	0.5
<b>Total Positions</b>		<b>10.0</b>	<b>10.0</b>	<b>10.0</b>	<b>10.0</b>	<b>10.0</b>

**FUNCTION: Water Services**  
**DEPARTMENT: Water**  
**DIVISION OR ACTIVITY: Fire Protection**

**BUDGET COMMENTS:**

This cost center funds repairs and maintenance of fire hydrants and hydrant replacements.

**PROGRAM:**

This program budget was first developed in FY1991-92 in order to properly segregate expenses attributable to the installation and maintenance of public and private fire protection components of the distribution system.

**OBJECTIVE:**

To ensure a reliable supply of potable water for fire protection through the continuous maintenance of fire hydrants.

**COST CENTER: FIRE PROTECTION 15500245**

TITLE	LAST YEAR ACTUAL	BUDGET ADOPTED	CURR YEAR ESTIMATED	FY2024 BUDGET ADOPTED	FY2025 BUDGET PROPOSED
SUPPLIES & MATERIALS	\$ (15,765)	\$ 31,300	\$ 15,150	\$ 31,300	\$ 31,300
CAPITAL OUTLAY	-	125,000	94,560	150,000	175,000
<b>COST CENTER TOTAL</b>	<b>\$ (15,765)</b>	<b>\$ 156,300</b>	<b>\$ 109,710</b>	<b>\$ 181,300</b>	<b>\$ 206,300</b>



**City of Newport  
Water Fund Debt Service  
Consolidated Debt Service Requirements**

Year Ending June 30	Principal	Principal Forgiveness	Interest	Total Requirement
2024	5,419,000	(268,537)	2,096,011	7,246,474
2025	5,581,000	(276,743)	1,960,117	7,264,374
2026	5,754,000	(285,550)	1,786,671	7,255,121
2027	5,947,000	(295,526)	1,601,897	7,253,371
2028	6,150,000	(305,706)	1,406,692	7,250,986
2029	5,593,000	(316,419)	1,218,906	6,495,487
2030	5,785,000	(327,095)	1,034,033	6,491,938
2031	5,557,000	(338,950)	845,847	6,063,897
2032	5,513,000	(296,267)	662,630	5,879,363
2033	5,709,000	(307,040)	473,031	5,874,991
2034	5,910,000	(318,053)	270,164	5,862,111
2035	2,425,000	(115,271)	127,234	2,436,963
2036	410,000		83,846	493,846
2037	421,000		71,588	492,588
2038	434,000		58,702	492,702
2039	447,000		45,177	492,177
2040	459,000		31,028	490,028
2041	208,000		20,014	228,014
2042	216,000		12,243	228,243
2043	222,000		4,129	226,129
	<u>\$ 68,160,000</u>	<u>\$ (3,451,157)</u>	<u>\$ 13,809,961</u>	<u>\$ 78,518,804</u>

**City of Newport  
Water Fund Debt Service  
Easton's Pond Dam and Moat Repair \$6.640**

Year Ending June 30	Principal	Interest	Total Requirement
2024	465,000	79,577	544,577
2025	480,000	62,922	542,922
2026	495,000	45,737	540,737
2027	515,000	27,935	542,935
2028	535,000	9,429	544,429
	<b>\$ 2,490,000</b>	<b>\$ 225,600</b>	<b>\$ 2,715,600</b>

**City of Newport  
Water Fund Debt Service SRF (\$3.3MM)  
Water Distribution Main Repairs - ARRA Subsidized**

Year Ending June 30	<b>Principal</b>	<b>Principal Forgiveness</b>	<b>Interest</b>	<b>Total Requirement</b>
2024	175,000	(40,592)	46,293	180,701
2025	181,000	(41,984)	40,995	180,011
2026	188,000	(43,608)	35,439	179,831
2027	196,000	(45,463)	29,614	180,151
2028	204,000	(47,319)	23,524	180,205
2029	212,000	(49,174)	17,149	179,975
2030	220,000	(51,030)	10,479	179,449
2031	228,000	(52,886)	3,537	178,651
	<b>\$ 1,604,000</b>	<b>\$ (372,056)</b>	<b>\$ 207,030</b>	<b>\$ 1,438,974</b>



**City of Newport  
Water Fund Debt Service  
\$53.1M SRF  
Replacement of Lawton Valley Treatment Plant & Major Upgrades to Station 1 Plant**

Year Ending June 30	Principal	Principal Forgiveness	Interest	Total Requirement
2024	2,521,000	(146,413)	1,085,556	3,460,143
2025	2,601,000	(151,077)	1,007,610	3,457,533
2026	2,686,000	(155,944)	923,547	3,453,603
2027	2,779,000	(161,419)	834,092	3,451,673
2028	2,877,000	(167,097)	740,053	3,449,956
2029	2,979,000	(172,978)	645,372	3,451,394
2030	3,077,000	(178,656)	545,173	3,443,517
2031	3,192,000	(185,348)	435,179	3,441,831
2032	3,311,000	(192,243)	320,327	3,439,084
2033	3,436,000	(199,543)	199,872	3,436,329
2034	3,562,000	(206,918)	68,947	3,424,029
	<u>\$ 33,021,000</u>	<u>\$ (1,917,636)</u>	<u>\$ 6,216,582</u>	<u>\$ 27,609,650</u>

**City of Newport  
Water Fund Debt Service  
Treatment Plant Improvements and Remote Radio Read System**

Year Ending June 30	Principal	Interest	Total Requirement
2024	325,000	96,946	421,946
2025	337,000	83,969	420,969
2026	350,000	70,366	420,366
2027	365,000	56,064	421,064
2028	379,000	41,053	420,053
2029	394,000	25,321	419,321
2030	418,000	8,632	426,632
	<u>\$ 2,568,000</u>	<u>\$ 382,351</u>	<u>\$ 2,950,351</u>

**City of Newport  
Water Fund Debt Service  
Raw Water and Residuals Management**

Year Ending June 30	<b>Principal</b>	<b>Interest</b>	<b>Total Requirement</b>
2024	178,000	32,169	210,169
2025	185,000	25,489	210,489
2026	191,000	18,543	209,543
2027	198,000	11,336	209,336
2028	206,000	3,832	209,832
	<u>\$ 958,000</u>	<u>\$ 91,369</u>	<u>\$ 1,049,369</u>



**City of Newport  
Water Fund Debt Service  
\$31 Million SRF  
Replacement of Lawton Valley Treatment Plant & Major Upgrades to Station 1 Plant**

Year Ending June 30	<b>Principal</b>	<b>Principal Forgiveness</b>	<b>Interest</b>	<b>Total Requirement</b>
2024	1,438,000	(81,532)	601,479	1,957,947
2025	1,475,000	(83,682)	564,438	1,955,756
2026	1,517,000	(85,998)	523,848	1,954,850
2027	1,561,000	(88,644)	479,629	1,951,985
2028	1,610,000	(91,290)	432,057	1,950,767
2029	1,662,000	(94,267)	381,351	1,949,084
2030	1,717,000	(97,409)	327,554	1,947,145
2031	1,776,000	(100,716)	272,970	1,948,254
2032	1,833,000	(104,024)	216,776	1,945,752
2033	1,895,000	(107,497)	156,903	1,944,406
2034	1,960,000	(111,135)	94,999	1,943,864
2035	2,027,000	(115,271)	31,830	1,943,559
	<u>\$ 20,471,000</u>	<u>\$ (1,161,465)</u>	<u>\$ 3,583,327</u>	<u>\$ 15,615,789</u>

**City of Newport  
Water Fund Debt Service  
Water Main Improvements Series 2020A**

Year Ending <u>June 30</u>	<u>Principal</u>	<u>Interest</u>	<u>Total Requirement</u>
2024	196,000	70,904	266,904
2025	197,000	69,243	266,243
2026	199,000	67,371	266,371
2027	201,000	65,230	266,230
2028	203,000	62,795	265,795
2029	206,000	60,105	266,105
2030	209,000	57,210	266,210
2031	212,000	53,914	265,914
2032	215,000	50,059	265,059
2033	219,000	45,663	264,663
2034	224,000	40,755	264,755
2035	229,000	35,453	264,453
2036	235,000	29,779	264,779
2037	240,000	23,734	263,734
2038	247,000	17,353	264,353
2039	253,000	10,639	263,639
2040	258,000	3,600	261,600
	<u>\$ 3,743,000</u>	<u>\$ 763,807</u>	<u>\$ 4,506,807</u>

**City of Newport  
Water Fund Debt Service  
Water Main Improvements Series 2022**

Year Ending <u>June 30</u>	<u>Principal</u>	<u>Interest</u>	<u>Total Requirement</u>
2024	121,000	83,087	204,087
2025	125,000	105,451	230,451
2026	128,000	101,820	229,820
2027	132,000	97,997	229,997
2028	136,000	93,949	229,949
2029	140,000	89,608	229,608
2030	144,000	84,985	228,985
2031	149,000	80,247	229,247
2032	154,000	75,468	229,468
2033	159,000	70,593	229,593
2034	164,000	65,463	229,463
2035	169,000	59,951	228,951
2036	175,000	54,067	229,067
2037	181,000	47,854	228,854
2038	187,000	41,349	228,349
2039	194,000	34,538	228,538
2040	201,000	27,428	228,428
2041	208,000	20,014	228,014
2042	216,000	12,243	228,243
2043	222,000	4,129	226,129
	<u>\$ 3,305,000</u>	<u>\$ 1,213,855</u>	<u>\$ 3,872,855</u>



CITY OF NEWPORT, RHODE ISLAND  
 FY2024 ADOPTED and FY2025 PROPOSED BUDGETS  
 WATER FUND

ACCT NUMBER	ACCOUNT NAME	FY2022 ACTUAL RESULTS	FY2023 ADOPTED BUDGET	FY2023 PROJECTED RESULTS	2024 ADOPTED BUDGET	Dollar Change from FY2023	2025 PROPOSED BUDGET	Dollar Change from FY2024	FY2024										Rev Reserve		
									Salaries	Benefits	Purchased Services	Utilities	Internal Services	Other Charges	Supplies & Materials	Interest Expense	Debt Principal	Capital Outlay		Other	
15500209-050001	Water Admin Salaries	21,607	18,200	18,000	21,607	(10,967)	39,561	13,336	24,225	18,720	18,720	41,440	18,720	2,000	2,000	5,055	1,000	43,683	166,075	125,000	
15500209-050004	Water Admin Salary Salaries	1,800	1,800	1,800	1,800	-	1,800	-	1,800	1,800	1,800	1,800	1,800	1,800	1,800	1,800	1,800	1,800	1,800	1,800	1,800
15500209-050101	Active Medical Insurance	17,314	39,583	16,200	41,440	39,583	41,440	18,720	1,855	1,855	1,855	22,202	1,855	2,000	2,000	5,055	1,000	43,683	166,075	125,000	
15500209-050102	Active Dental Ins	2,073	2,553	1,915	1,855	(698)	1,855	-	363	363	363	363	363	363	363	363	363	363	363	363	363
15500209-050103	Life Insurance	250	363	226	363	(698)	363	-	363	363	363	363	363	363	363	363	363	363	363	363	363
15500209-050104	Payroll Taxes	23,818	23,041	20,688	22,202	(3,339)	23,041	661	23,041	23,041	23,041	23,041	23,041	23,041	23,041	23,041	23,041	23,041	23,041	23,041	23,041
15500209-050105	State Defined Benefits	28,632	52,822	28,541	60,135	7,313	60,135	3,856	60,135	60,135	60,135	60,135	60,135	60,135	60,135	60,135	60,135	60,135	60,135	60,135	60,135
15500209-050106	State Defined Contributions	1,278	2,448	1,308	1,976	(472)	2,072	96	1,976	1,976	1,976	1,976	1,976	1,976	1,976	1,976	1,976	1,976	1,976	1,976	1,976
15500209-050107	Retiree Insurance Coverage	332,914	384,011	302,357	384,011	(34,047)	384,011	2,500	384,011	384,011	384,011	384,011	384,011	384,011	384,011	384,011	384,011	384,011	384,011	384,011	384,011
15500209-050109	W/C Insurance	77,977	115,426	81,379	81,379	(34,047)	81,379	2,500	81,379	81,379	81,379	81,379	81,379	81,379	81,379	81,379	81,379	81,379	81,379	81,379	81,379
15500209-050175	Annual Leave Buy Back	6,594	2,500	4,130	2,500	1,000	2,500	-	2,500	2,500	2,500	2,500	2,500	2,500	2,500	2,500	2,500	2,500	2,500	2,500	2,500
15500209-050207	Leal Ads	421	4,000	500	4,000	3,579	4,000	-	4,000	4,000	4,000	4,000	4,000	4,000	4,000	4,000	4,000	4,000	4,000	4,000	4,000
15500209-050210	Dues and Subscriptions	5,246	5,055	5,790	5,055	2,246	5,055	-	5,055	5,055	5,055	5,055	5,055	5,055	5,055	5,055	5,055	5,055	5,055	5,055	5,055
15500209-050212	Conferences	1,191	2,446	2,446	2,446	-	2,446	-	2,446	2,446	2,446	2,446	2,446	2,446	2,446	2,446	2,446	2,446	2,446	2,446	2,446
15500209-050214	Tuition Reimb	47,223	2,000	45,562	93,622	(10,967)	93,622	13,336	93,622	93,622	93,622	93,622	93,622	93,622	93,622	93,622	93,622	93,622	93,622	93,622	93,622
15500209-050220	Consultant Fees	1,800	1,800	1,800	1,800	-	1,800	-	1,800	1,800	1,800	1,800	1,800	1,800	1,800	1,800	1,800	1,800	1,800	1,800	1,800
15500209-050225	Professional Fees	6,384	36,500	49,955	54,950	18,450	60,445	5,495	54,950	54,950	54,950	54,950	54,950	54,950	54,950	54,950	54,950	54,950	54,950	54,950	54,950
15500209-050231	Public Lib Insurance	7,197	10,600	7,074	10,600	(3,526)	10,600	-	10,600	10,600	10,600	10,600	10,600	10,600	10,600	10,600	10,600	10,600	10,600	10,600	10,600
15500209-050261	Property Taxes	500,444	547,231	465,685	473,671	(81,546)	473,671	7,186	473,671	473,671	473,671	473,671	473,671	473,671	473,671	473,671	473,671	473,671	473,671	473,671	473,671
15500209-050266	Local/Adm/In	318,524	318,524	318,524	318,524	-	318,524	-	318,524	318,524	318,524	318,524	318,524	318,524	318,524	318,524	318,524	318,524	318,524	318,524	318,524
15500209-050268	Overhead/Leal/Data Allocation	343,175	343,175	343,175	343,175	-	343,175	-	343,175	343,175	343,175	343,175	343,175	343,175	343,175	343,175	343,175	343,175	343,175	343,175	343,175
15500209-050275	Mileage Allowance	1,774	2,000	1,812	2,000	226	2,000	-	2,000	2,000	2,000	2,000	2,000	2,000	2,000	2,000	2,000	2,000	2,000	2,000	2,000
15500209-050277	Gasoline & Vehicle Maint.	7,997	5,382	12,374	11,000	5,618	11,000	-	11,000	11,000	11,000	11,000	11,000	11,000	11,000	11,000	11,000	11,000	11,000	11,000	11,000
15500209-050278	Repairs & Maint Equip	451	1,000	1,080	1,000	569	1,000	-	1,000	1,000	1,000	1,000	1,000	1,000	1,000	1,000	1,000	1,000	1,000	1,000	1,000
15500209-050280	Regulatory Expense	26	500	500	500	474	500	-	500	500	500	500	500	500	500	500	500	500	500	500	500
15500209-050281	Regulatory Assessment	124,449	116,158	129,449	135,000	18,842	135,000	6,551	135,000	135,000	135,000	135,000	135,000	135,000	135,000	135,000	135,000	135,000	135,000	135,000	135,000
15500209-050305	Water	1,835	1,800	2,106	1,800	266	1,800	-	1,800	1,800	1,800	1,800	1,800	1,800	1,800	1,800	1,800	1,800	1,800	1,800	1,800
15500209-050306	Electricity	7,671	7,401	8,822	9,042	1,641	9,042	641	9,042	9,042	9,042	9,042	9,042	9,042	9,042	9,042	9,042	9,042	9,042	9,042	9,042
15500209-050307	Natural Gas	6,068	4,570	6,371	6,331	1,961	6,331	-	6,331	6,331	6,331	6,331	6,331	6,331	6,331	6,331	6,331	6,331	6,331	6,331	6,331
15500209-050361	Office Supplies	8,300	11,845	10,555	11,845	3,490	11,845	-	11,845	11,845	11,845	11,845	11,845	11,845	11,845	11,845	11,845	11,845	11,845	11,845	11,845
15500209-050452	Interest Expense	340	151,570	-	-	(151,570)	131,130	20,440	131,130	131,130	131,130	131,130	131,130	131,130	131,130	131,130	131,130	131,130	131,130	131,130	131,130
15500209-050505	Revenue Reserve	-	500	-	-	(500)	-	500	-	-	-	-	-	-	-	-	-	-	-	-	-
15500209-050520	State Insurance	43,728	-	17,882	-	(43,728)	-	17,882	-	-	-	-	-	-	-	-	-	-	-	-	-
15500209-050520	State Insurance	(3,700)	-	17,500	-	(17,500)	-	17,500	-	-	-	-	-	-	-	-	-	-	-	-	-
15500209-050440	Capital Outlay (SSNP & Svr Update)	126,500	126,500	126,500	226,500	100,000	126,500	100,000	126,500	126,500	126,500	126,500	126,500	126,500	126,500	126,500	126,500	126,500	126,500	126,500	126,500
15500209-050442	Transfer to Equipment Replace	175,000	175,000	175,000	400,000	225,000	150,000	(250,000)	150,000	150,000	150,000	150,000	150,000	150,000	150,000	150,000	150,000	150,000	150,000	150,000	150,000
15500209-050590	Depreciation Expenses	2,147,887	2,911,048	2,433,964	3,019,067	108,019	2,832,841	(186,226)	2,832,841	2,832,841	2,832,841	2,832,841	2,832,841	2,832,841	2,832,841	2,832,841	2,832,841	2,832,841	2,832,841	2,832,841	2,832,841
<b>Total Administration</b>										<b>311,445</b>	<b>596,361</b>	<b>156,018</b>	<b>27,973</b>	<b>672,699</b>	<b>609,171</b>	<b>20,900</b>	<b>11,845</b>	<b>43,683</b>	<b>166,075</b>	<b>125,000</b>	
15500209-050001	Cust. Service Base Salary	306,990	370,873	335,748	394,228	23,355	396,618	2,390	394,228	394,228	394,228	394,228	394,228	394,228	394,228	394,228	394,228	394,228	394,228	394,228	394,228
15500209-050002	Overtime	2,159	2,571	2,333	2,571	-	2,571	-	2,571	2,571	2,571	2,571	2,571	2,571	2,571	2,571	2,571	2,571	2,571	2,571	2,571
15500209-050004	Temp & Seasonal	96,166	105,038	103,481	109,302	4,264	109,302	(212)	109,302	109,302	109,302	109,302	109,302	109,302	109,302	109,302	109,302	109,302	109,302	109,302	109,302
15500209-050101	Active Medical Insurance	4,049	4,939	4,723	4,939	890	4,939	190	4,939	4,939	4,939	4,939	4,939	4,939	4,939	4,939	4,939	4,939	4,939	4,939	4,939
15500209-050102	Active Dental Ins	2,073	2,553	1,915	1,855	(698)	1,855	-	1,855	1,855	1,855	1,855	1,855	1,855	1,855	1,855	1,855	1,855	1,855	1,855	1,855
15500209-050103	Life Insurance	250	363	226	363	(698)	363	-	363	363	363	363	363	363	363	363	363	363	363	363	363
15500209-050105	State Defined Benefits	28,632	52,822	28,541	60,135	7,313	60,135	3,856	60,135	60,135	60,135	60,135	60,135	60,135	60,135	60,135	60,135	60,135	60,135	60,135	60,135
15500209-050106	State Defined Contributions	1,278	2,448	1,308	1,976	(472)	2,072	96	1,976	1,976	1,976	1,976	1,976	1,976	1,976	1,976	1,976	1,976	1,976	1,976	1,976
15500209-050109	W/C Insurance	77,977																			



FY2024 and FY2025 Adopted Budget

CITY OF NEWPORT, RHODE ISLAND  
 FY2024 ADOPTED and FY2025 PROPOSED BUDGETS  
 WATER FUND

ACCT NUMBER	ACCOUNT NAME	FY2022 ACTUAL RESULTS	FY2023 ADOPTED BUDGET	FY2023 PROJECTED RESULTS	2024 ADOPTED BUDGET	Dollar Change from FY2023	2025 PROPOSED BUDGET	Dollar Change from FY2024	FY2024 Salaries	Benefits	Purchased Services	Utilities	Internal Services	Other Changes	Supplies & Materials	Interest Expense	Debt Principal	Capital Outlay	Rev/Reserve Depreciation Other
155000212-050175	Annual Leave Buy Back	1,700	1,700	1,700	1,700	-	1,700	-	1,700	-	-	-	-	-	-	-	-	-	-
155000212-050271	Gasoline & Vehicle Maint.	53,430	60,043	92,676	86,766	28,723	86,766	86,766	-	-	-	88,766	-	-	17,283	-	-	-	-
155000212-050275	Repair & Maintenance	30,929	25,000	27,415	28,101	3,101	28,101	28,101	-	-	-	31,208	31,208	-	28,101	-	-	-	-
155000212-050306	Electricity	24,447	30,447	4,500	6,240	6,240	6,240	6,240	-	-	-	-	-	-	6,240	-	-	-	-
155000212-050311	Operating Supplies	1,667	2,000	1,978	3,500	1,500	3,500	3,500	-	-	-	-	-	-	3,500	-	-	-	-
155000212-050320	Uniform & Protective Gear	125,000	94,800	125,000	128,125	33,325	600,000	(250,000)	-	-	-	-	-	-	128,125	-	-	850,000	-
155000212-050440	Capital Outlay	42,139	850,000	366,617	850,000	134,188	884,411	(38,373)	-	-	-	-	-	-	-	-	-	-	-
155000212-050452	Interest Expense	155,789	617,000	134,188	327,784	26,000	665,000	22,000	-	-	-	-	-	-	-	127,784	643,000	-	-
155000212-050522	Principal Debt Repayment	-	-	-	-	-	-	-	-	-	-	-	-	-	-	-	-	-	-
155000212-050590	Depreciation Expense	-	-	-	-	-	-	-	-	-	-	-	-	-	-	-	-	-	-
	<b>Total Source of Supply, Mainland</b>	<b>932,881</b>	<b>2,387,499</b>	<b>1,963,805</b>	<b>2,608,556</b>	<b>122,057</b>	<b>2,263,533</b>	<b>(346,023)</b>	<b>369,010</b>	<b>216,529</b>	<b>-</b>	<b>31,208</b>	<b>88,766</b>	<b>-</b>	<b>183,259</b>	<b>127,784</b>	<b>643,000</b>	<b>850,000</b>	<b>-</b>
155000213-050002	Overtime	8,393	8,922	15,444	8,922	-	8,922	-	8,922	-	-	-	-	-	-	-	-	-	-
155000213-050004	Temp/Seasonal	29,286	19,765	30,442	19,765	-	19,765	-	19,765	-	-	-	-	-	-	-	-	-	-
155000213-050005	Permanent Part-time	6,400	12,900	6,400	12,900	-	12,900	-	12,900	-	-	-	-	-	-	-	-	-	-
155000213-050104	Payroll Taxes	3,372	3,358	5,570	3,358	-	3,358	-	3,358	-	-	-	-	-	-	-	-	-	-
155000213-050239	Liability Insurance	-	-	-	-	-	-	-	-	-	-	-	-	-	-	-	-	-	-
155000213-050275	Repairs & Maintenance	10,991	17,000	17,000	17,000	-	17,000	-	17,000	-	-	-	-	-	-	-	-	-	-
155000213-050277	Reservoir Maint	164,887	12,000	12,000	12,000	35,722	173,783	0	173,783	-	-	173,783	-	-	17,000	-	-	-	-
155000213-050306	Electricity	670	466	169,544	466	-	466	-	466	-	-	-	-	-	12,000	-	-	-	-
155000213-050311	Operating Supplies	3,700	-	-	-	-	-	-	-	-	-	-	-	-	466	-	-	-	-
155000213-050440	Capital Outlay	-	-	-	-	-	-	-	-	-	-	-	-	-	-	-	-	-	-
155000213-050590	Depreciation Expense	-	-	-	-	-	-	-	-	-	-	-	-	-	-	-	-	-	-
	<b>Total Source of Supply, Mainland</b>	<b>234,841</b>	<b>212,472</b>	<b>256,886</b>	<b>246,194</b>	<b>35,722</b>	<b>246,194</b>	<b>0</b>	<b>41,587</b>	<b>3,358</b>	<b>-</b>	<b>173,783</b>	<b>-</b>	<b>-</b>	<b>29,466</b>	<b>-</b>	<b>-</b>	<b>-</b>	<b>-</b>
155000222-050001	Treatment Plant Salary	610,411	607,629	594,550	528,124	(79,505)	536,987	8,873	528,124	-	-	-	-	-	-	-	-	-	-
155000222-050002	Overtime	172,270	186,631	117,677	123,561	37,130	123,561	0	123,561	-	-	-	-	-	-	-	-	-	-
155000222-050003	Holiday Pay	22,229	21,781	19,973	21,781	-	21,781	-	21,781	-	-	-	-	-	-	-	-	-	-
155000222-050045	Lead Plant Operator Stipend	9,949	12,480	12,480	12,480	-	12,480	-	12,480	-	-	-	-	-	-	-	-	-	-
155000222-050101	Active Medical Insurance	143,003	143,630	118,788	140,201	(3,429)	140,201	-	140,201	-	-	-	-	-	6,510	-	-	-	-
155000222-050102	Active Dental Ins	6,812	8,153	6,012	6,510	(1,643)	6,510	-	6,510	-	-	-	-	-	-	-	-	-	-
155000222-050103	Life Insurance	1,140	1,250	1,008	1,000	(250)	1,000	-	1,000	-	-	-	-	-	-	-	-	-	-
155000222-050104	Payroll Taxes	61,579	46,484	56,278	40,402	(6,082)	40,402	570	40,402	-	-	-	-	-	40,402	-	-	-	-
155000222-050105	State Defined Benefits	122,058	131,126	115,925	108,427	(21,699)	113,199	3,772	109,427	-	-	-	-	-	109,427	-	-	-	-
155000222-050106	State Defined Contributions	5,431	5,431	4,716	4,601	(830)	4,676	75	4,601	-	-	-	-	-	4,601	-	-	-	-
155000222-050175	Annual Leave Buy Back	7,316	11,600	9,876	11,600	-	11,600	-	11,600	-	-	-	-	-	-	-	-	-	-
155000222-050212	Conferences	1,260	2,752	2,752	2,752	-	2,752	-	2,752	-	-	-	-	-	-	-	-	-	-
155000222-050212	Fire & Lab Insurance	119,639	84,768	86,364	97,200	32,435	106,920	9,720	97,200	-	-	-	-	-	1,000	-	-	-	-
155000222-050212	Health Insurance	5,722	10,056	6,456	10,056	-	10,056	-	10,056	-	-	-	10,056	-	-	-	-	-	-
155000222-050271	Gasoline & Vehicle Maint.	36,208	43,451	43,451	43,451	-	43,451	-	43,451	-	-	-	-	-	-	-	-	-	-
155000222-050275	Repairs/Maint Equip	224,163	223,137	268,996	275,720	52,583	275,720	(0)	275,720	-	-	-	-	-	55,000	-	-	-	-
155000222-050306	Electricity	48,950	47,454	47,454	48,640	18,172	48,640	(0)	48,640	-	-	-	-	-	-	-	-	-	-
155000222-050307	Natural Gas	138,121	124,898	129,984	124,898	-	124,898	-	124,898	-	-	-	275,720	-	48,640	-	-	-	-
155000222-050308	Sewer Charge	4,289	13,969	6,240	13,969	-	13,969	-	13,969	-	-	-	-	-	13,969	-	-	-	-
155000222-050311	Operating Supplies	1,119	3,625	3,625	5,300	1,675	5,300	-	5,300	-	-	-	-	-	5,300	-	-	-	-
155000222-050320	Uniforms & Protective Gear	354,122	431,220	447,522	431,220	-	431,220	-	431,220	-	-	-	-	-	431,220	-	-	-	-
155000222-050335	Chemicals	625,000	625,000	624,034	-	(625,000)	-	-	-	-	-	-	-	-	-	-	-	-	-
155000222-050440	Capital Outlay (SCADA)	658,734	624,034	624,034	586,329	(37,705)	545,289	(41,030)	545,289	-	-	-	-	-	-	-	-	-	-
155000222-050452	Interest Expense	-	1,280,789	1,280,789	1,316,984	36,195	1,356,235	39,251	1,356,235	-	-	-	-	-	-	-	-	-	-
155000222-050590	Depreciation Expense	-	-	-	-	-	-	-	-	-	-	-	-	-	-	-	-	-	-
	<b>Total Station One Treatment Plant</b>	<b>2,785,263</b>	<b>4,566,708</b>	<b>4,007,610</b>	<b>3,868,786</b>	<b>(697,952)</b>	<b>3,958,986</b>	<b>21,231</b>	<b>697,546</b>	<b>302,141</b>	<b>99,952</b>	<b>448,259</b>	<b>10,056</b>	<b>-</b>	<b>506,489</b>	<b>586,329</b>	<b>1,316,984</b>	<b>-</b>	<b>-</b>
155000223-050001	Lanion Valley Salary	494,680	506,904	605,086	648,912	139,008	402,849	(156,063)	648,912	-	-	-	-	-	-	-	-	-	-
155000223-050002	Overtime	85,245	109,464	89,507	93,983	(15,481)	93,983	0	93,983	-	-	-	-	-	-	-	-	-	-
155000223-050003	Holiday Pay	17,662	19,615	20,158	19,615	-	19,615	-	19,615	-	-	-	-	-	-	-	-	-	-
155000223-050045	Lead Plant Operator Stipend	7,326	12,480	6,629	12,480	-	12,480	-	12,480	-	-	-	-	-	-	-	-	-	-
155000223-050101	Active Medical Insurance	145,626	134,663	140,450	184,637	49,974	184,637	-	184,637	-	-	-	-	-	184,637	-	-	-	-
155000223-050102	Active Dental Ins	6,657	6,802	6,706	6,706	-	6,706	-	6,706	-	-	-	-	-	6,706	-	-	-	-
155000223-050103	Life Insurance	892	1,000	830	830	-	830	-	830	-	-	-	-	-	-	-	-	-	-
155000223-050104	Payroll Taxes	45,036	38,826	57,799	48,642	10,816	50,484	842	48,642	-	-	-	-	-	48,642	-	-	-	-
155000223-050105	State Defined Benefits	101,043	110,037	121,414	134,455	24,418	134,455	4,358	134,455	-	-	-	-	-	134,455	-	-	-	-
155000223-050106	State Defined Contributions	4,784	5,075	5,626	6,489	1,414	6,599	110	6,489	-	-	-	-	-	6,489	-	-	-	-
155000223-050175	Annual Leave Buy Back	3,092	9,500	6,500	9,500	-	9,500	-	9,500	-	-	-	-	-	9,500	-	-	-	-
155000223-050212	Conferences	2,015	2,520	2,520	2,520	-	2,520	-	2,520	-	-	-	-	-	2,520	-	-	-	-
155000223-050239	Equipment Rental	79,190	60,325	82,473	90,720	30,395	99,782	9,072	99,782	-	-	-	-	-	-	-	-	-	-
155000223-050260	Gasoline & Vehicle Maint.	782	1,000	662	1,000	-	1,000	-	1,000	-									









CITY OF NEWPORT							
Recommended CIP Schedule							
Water Fund							
FY 2024 ~ 2028							
Project Title	Funding Source	Proposed 2023-24	Proposed 2024-25	Proposed 2025-26	Proposed 2026-27	Proposed 2027-28	Total 23/24-27/28
Meter Replacement Program	Rates	125,000	150,000	175,000	200,000	200,000	850,000
Dam Rehabilitation	Rates	750,000	250,000	250,000	400,000	750,000	2,400,000
Water Trench Restoration	Rates	200,000	225,000	250,000	275,000	300,000	1,250,000
System Wide Main Improvements	Rates	200,000	200,000	500,000	1,100,000	500,000	2,500,000
Fire Hydrant Replacememnt	Rates	150,000	175,000	200,000	200,000	200,000	925,000
Pump Station SCADA Project	Rates	-	-	-	100,000	250,000	350,000
IRP 5 Year Update	Rates	100,000	-	-	-	-	100,000
Forest Avenue Pump Station	Rates	100,000	350,000	850,000	-	-	1,300,000
WSSMP 5 Year Update	Rates	100,000	-	-	-	-	100,000
Equipment Replacement-Water	Rates	400,000	150,000	250,000	250,000	250,000	1,300,000
<b>Total Water Fund</b>		<b>2,125,000</b>	<b>1,500,000</b>	<b>2,475,000</b>	<b>2,525,000</b>	<b>2,450,000</b>	<b>11,075,000</b>
<b>Funding Sources:</b>							
Water Fund		2,125,000	1,500,000	2,475,000	2,525,000	2,450,000	11,075,000
<b>Total Funding Sources</b>		<b>2,125,000</b>	<b>1,500,000</b>	<b>2,475,000</b>	<b>2,525,000</b>	<b>2,450,000</b>	<b>11,075,000</b>

PROJECT DETAIL

<b>PROJECT TITLE</b>		<b>DEPARTMENT OR DIVISION</b>			<b>LOCATION</b>				
<i>Meter Replacement</i>		<i>Water - Meter Division</i>			<i>Newport, Middletown, Portsmouth</i>				
<b>PROJECT DESCRIPTION</b>									
<p><i>Water meters are the instruments the Department uses to receive its revenue. By design, water meters tend to slow down or lag over time. As such, the revenue lost per meter increases the longer a meter remains in service. The Department owns all the meters and the cost of replacing all meters, regardless of size, is borne by the utility. There are almost 15,000 meters in the system. In addition to replacing older meters, special attention is given to downsizing meters. The accuracy of large meters typically is poor in monitoring low flow (&lt; 10 gpm) conditions. Funds allocated for this project would be dedicated to replacing old meters and downsizing large meters.</i></p>									
<b>GOALS &amp; OBJECTIVES</b>									
<i>Perform regular, ongoing maintenance</i>									
<b>STATUS/OTHER COMMENTS</b>					<b>OPERATING COSTS/SAVINGS</b>				
<i>Council's Strategic Goal #2, Infrastructure</i>					<i>Annual revenue loss of \$92,000 is estimated.</i>				
<b>TOTAL PROJECT COST</b> <i>On-Going</i>					<i>Improved accuracy of meter reads results in increased revenues</i>				
<b>PLANNED FINANCING</b>									
	<b>Prior</b>	<b>Unspent @</b>	<b>Estimated</b>	<b>Adopted</b>	<b>Proposed</b>	<b>Proposed</b>	<b>Proposed</b>	<b>Proposed</b>	
<b>SOURCE OF FUNDS</b>	<b>Funding</b>	<b>10/1/2022</b>	<b>FY23 Exp.</b>	<b>2023/24</b>	<b>2024/25</b>	<b>2025/26</b>	<b>2026/27</b>	<b>2027/28</b>	<b>TOTAL</b>
<b>Water Rates</b>	<i>295,000</i>			<i>125,000</i>	<i>150,000</i>	<i>175,000</i>	<i>200,000</i>	<i>200,000</i>	<i>850,000</i>
<b>TOTAL COST</b>				<i>125,000</i>	<i>150,000</i>	<i>175,000</i>	<i>200,000</i>	<i>200,000</i>	<i>850,000</i>
<b>WATER FUND IMPACT</b>				<i>125,000</i>	<i>150,000</i>	<i>175,000</i>	<i>200,000</i>	<i>200,000</i>	<i>850,000</i>




PROJECT DETAIL


PROJECT TITLE	DEPARTMENT OR DIVISION		LOCATION						
Dam Rehabilitation	Water Utilities		Aquidneck Island, Tiverton, Little Compton						
<b>PROJECT DESCRIPTION</b> Upkeep and maintenance of source water reservoirs is a critical element in providing safe drinking water. These activities have been programmed into the Water Department's Capital Improvement Program (CIP). A recent inspection identified areas of concern to all of the dams at the water supply reservoirs. Improvements address upstream slope erosion and construction of slope protection. The proposed improvements are recommended in the following reports completed by the Water Department: <ul style="list-style-type: none"> <li>• Climate Change Resiliency Assessment for North and South Easton Pond</li> <li>• Phase 1 Dam Safety Report</li> </ul>									
<b>GOALS &amp; OBJECTIVES</b>									
State Regulations: Perform Regular, Ongoing Maintenance									
<b>STATUS/OTHER COMMENTS</b>				<b>OPERATING COSTS/SAVINGS</b>					
Council's Strategic Goal #2, Infrastructure				Decrease major maintenance projects					
<b>TOTAL PROJECT COST</b>				<b>PLANNED FINANCING</b>					
	<b>Prior Funding</b>	<b>Unspent @ 10/1/2022</b>	<b>Estimated FY23 Exp.</b>	<b>Adopted 2023/24</b>	<b>Proposed 2024/25</b>	<b>Proposed 2025/26</b>	<b>Proposed 2026/27</b>	<b>Proposed 2027/28</b>	<b>TOTAL</b>
<b>Water Rates</b>	1,950,000			750,000	250,000	250,000	400,000	750,000	2,400,000
<b>TOTAL COST</b>				750,000	250,000	250,000	400,000	750,000	2,400,000
<b>WATER FUND IMPACT</b>				750,000	250,000	250,000	400,000	750,000	2,400,000



PROJECT DETAIL


<b>PROJECT TITLE</b> <i>Water Trench Restoration</i>		<b>DEPARTMENT OR DIVISION</b> <i>Water Utilities</i>			<b>LOCATION</b> <i>Newport &amp; Middletown</i>				
<b>PROJECT DESCRIPTION</b>  <i>A yearly contract is proposed for permanent restoration of water trenches. Ideally, a 90 day period is provided between temporary and permanent restoration to allow for settlement. The Rhode Island Utility Fair Share Roadway Repair Act has to the potential to dramatically increase capital needs for Water Trench Restoration.</i>									
<b>GOALS &amp; OBJECTIVES</b> <i>Permit Compliance Ongoing maintenance</i>									
<b>STATUS/OTHER COMMENTS</b> <i>Council's Strategic Goal #2, Infrastructure</i>					<b>OPERATING COSTS/SAVINGS</b> <i>Avoidance of Liability Issues</i>				
<b>TOTAL PROJECT COST</b> <i>On-going</i>									
<b>PLANNED FINANCING</b>									
<b>SOURCE OF FUNDS</b>	<b>Prior Funding</b>	<b>Unspent @ 10/1/2022</b>	<b>Estimated FY23 Exp.</b>	<b>Adopted 2023/24</b>	<b>Proposed 2024/25</b>	<b>Proposed 2025/26</b>	<b>Proposed 2026/27</b>	<b>Proposed 2027/28</b>	<b>TOTAL</b>
<b>Water Rates</b>	<i>410,000</i>			<i>200,000</i>	<i>225,000</i>	<i>250,000</i>	<i>275,000</i>	<i>300,000</i>	<i>1,250,000</i>
<b>TOTAL COST</b>				<i>200,000</i>	<i>225,000</i>	<i>250,000</i>	<i>275,000</i>	<i>300,000</i>	<i>1,250,000</i>
<b>WATER FUND IMPACT</b>				<i>200,000</i>	<i>225,000</i>	<i>250,000</i>	<i>275,000</i>	<i>300,000</i>	<i>1,250,000</i>

PROJECT DETAIL

<b>PROJECT TITLE</b> <i>System Wide Main Improvements</i>		<b>DEPARTMENT OR DIVISION</b> <i>Water Utilities</i>			<b>LOCATION</b> <i>Newport, Middletown &amp; Portsmouth</i>				
<b>PROJECT DESCRIPTION</b>  <i>The project includes the design and construction of water mains as identified in the 2020 Infrastructure Replacement Plan (IRP), as approved by RIDOH. The IRP prioritized water mains due to age, condition, capacity, and criticality. Improvements in the distribution system reinforce the hydraulic integrity of the system and the quality of water delivered to our customers.</i>									
<b>GOALS &amp; OBJECTIVES</b> <i>Council's Strategic Goal #2, Infrastructure</i>									
<b>STATUS/OTHER COMMENTS</b>					<b>OPERATING COSTS/SAVINGS</b>				
<b>TOTAL PROJECT COST</b> <i>On-Going</i>					<i>Extend Lifespan of Infrastructure</i>				
<b>PLANNED FINANCING</b>									
<b>SOURCE OF FUNDS</b>	<b>Prior Funding</b>	<b>Unspent @ 10/1/2022</b>	<b>Estimated FY23 Exp.</b>	<b>Adopted 2023/24</b>	<b>Proposed 2024/25</b>	<b>Proposed 2025/26</b>	<b>Proposed 2026/27</b>	<b>Proposed 2027/28</b>	<b>TOTAL</b>
<b>Water Rates</b>	<i>1,075,000</i>			<i>200,000</i>	<i>200,000</i>	<i>500,000</i>	<i>1,100,000</i>	<i>500,000</i>	<i>2,500,000</i>
<b>TOTAL COST</b>				<i>200,000</i>	<i>200,000</i>	<i>500,000</i>	<i>1,100,000</i>	<i>500,000</i>	<i>2,500,000</i>
<b>WATER FUND IMPACT</b>				<i>200,000</i>	<i>200,000</i>	<i>500,000</i>	<i>1,100,000</i>	<i>500,000</i>	<i>2,500,000</i>



PROJECT DETAIL


<b>PROJECT TITLE</b> <i>Fire Hydrant Replacement</i>		<b>DEPARTMENT OR DIVISION</b> <i>Water Utilities</i>			<b>LOCATION</b> <i>Newport, Middletown, Portsmouth</i>				
<b>PROJECT DESCRIPTION</b> <i>The Water Department has a comprehensive program to replace hydrants when they reach an age of 50 years old. Continued funding for these hydrants will allow the Water Department to continue this program to provide adequate fire fighting capabilities throughout the system.</i>									
<b>GOALS &amp; OBJECTIVES</b> <i>Perform Regular, Ongoing Maintenance</i>									
<b>STATUS/OTHER COMMENTS</b> <i>Council's Strategic Goal #2, Infrastructure</i>					<b>OPERATING COSTS/SAVINGS</b> <i>Extend Lifespan of Infrastructure</i>				
<b>TOTAL PROJECT COST</b> <i>On-going</i>									
<b>PLANNED FINANCING</b>									
<b>SOURCE OF FUNDS</b>	<b>Prior Funding</b>	<b>Unspent @ 10/1/2022</b>	<b>Estimated FY23 Exp.</b>	<b>Adopted 2023/24</b>	<b>Proposed 2024/25</b>	<b>Proposed 2025/26</b>	<b>Proposed 2026/27</b>	<b>Proposed 2027/28</b>	<b>TOTAL</b>
<b>Water Rates</b>	<i>305,000</i>			<i>150,000</i>	<i>175,000</i>	<i>200,000</i>	<i>200,000</i>	<i>200,000</i>	<i>925,000</i>
<b>TOTAL COST</b>				<i>150,000</i>	<i>175,000</i>	<i>200,000</i>	<i>200,000</i>	<i>200,000</i>	<i>925,000</i>
<b>WATER FUND IMPACT</b>				<i>150,000</i>	<i>175,000</i>	<i>200,000</i>	<i>200,000</i>	<i>200,000</i>	<i>925,000</i>



PROJECT DETAIL


<b>PROJECT TITLE</b> <i>SCADA Project</i>		<b>DEPARTMENT OR DIVISION</b> <i>Water Utilities</i>			<b>LOCATION</b> <i>Newport, Middletown, Portsmouth, Tiverton, Little Compton</i>				
<b>PROJECT DESCRIPTION</b> <i>This project is to improve the NWD Supervisory, Control, and Data Acquisition (SCADA) remote facilities. The project will update aging control and monitoring systems at remote facilities to the modern Plant SCADA system. The system would improve reliability and control. Increased remote control of the water system will improve response time and flexibility with personnel.</i>  <i>PROJECT deferred by 1 year.</i>									
<b>GOALS &amp; OBJECTIVES</b> <i>Perform Regular, Ongoing Maintenance</i>									
<b>STATUS/OTHER COMMENTS</b> <i>Council's Strategic Goal #2, Infrastructure</i>					<b>OPERATING COSTS/SAVINGS</b> <i>Permit Compliance, Increase Remote Operations</i>				
<b>TOTAL PROJECT COST</b> <i>On going</i>									
<b>PLANNED FINANCING</b>									
<b>SOURCE OF FUNDS</b>	<b>Prior Funding</b>	<b>Unspent @ 10/1/2022</b>	<b>Estimated FY23 Exp.</b>	<b>Adopted 2023/24</b>	<b>Proposed 2024/25</b>	<b>Proposed 2025/26</b>	<b>Proposed 2026/27</b>	<b>Proposed 2027/28</b>	<b>TOTAL</b>
<b>Water Rates</b>	<i>200,000</i>			-	-	-	<i>100,000</i>	<i>250,000</i>	<i>350,000</i>
<b>TOTAL COST</b>				-	-	-	<i>100,000</i>	<i>250,000</i>	<i>350,000</i>
<b>WATER FUND IMPACT</b>				-	-	-	<i>100,000</i>	<i>250,000</i>	<i>350,000</i>

PROJECT DETAIL

<b>PROJECT TITLE</b> <i>IRP 5 Year Update</i>		<b>DEPARTMENT OR DIVISION</b> <i>Water Utilities</i>			<b>LOCATION</b>				
<b>PROJECT DESCRIPTION</b> <i>The current Infrastructure Replacement Plan (IRP) is required to be updated every 5 years in accordance with the RIGL Chapter 46-15.6 Clean Water Infrastructure, as amended. The IRP will be updated in FY 19 for submission in January 2020. Under this Act, the Rhode Island Department of Health is designated as the primary agency to administer the IRP program. The IRP update will review all the Newport Water Department infrastructure components, assess their overall condition, estimate their life-expectancy and present a 20-year capital improvements cost schedule. The updated IRP will be used for the basis of future rate increases through Rhode Island Public Utilities Commission as related to capital and/or infrastructure improvements.</i>									
<b>GOALS &amp; OBJECTIVES</b> <i>Compliance with State Regulations</i>									
<b>STATUS/OTHER COMMENTS</b> <i>Council's Strategic Goal #2, Infrastructure</i>					<b>OPERATING COSTS/SAVINGS</b>				
<b>TOTAL PROJECT COST</b>									
<b>PLANNED FINANCING</b>									
<b>SOURCE OF FUNDS</b>	<b>Prior Funding</b>	<b>Unspent @ 10/1/2022</b>	<b>Estimated FY23 Exp.</b>	<b>Adopted 2023/24</b>	<b>Proposed 2024/25</b>	<b>Proposed 2025/26</b>	<b>Proposed 2026/27</b>	<b>Proposed 2027/28</b>	<b>TOTAL</b>
<b>Water Rates</b>				100,000	-	-	-	-	100,000
<b>TOTAL COST</b>				100,000	-	-	-	-	100,000
<b>WATER FUND IMPACT</b>				100,000	-	-	-	-	100,000




PROJECT DETAIL

<b>PROJECT TITLE</b>		<b>DEPARTMENT OR DIVISION</b>			<b>LOCATION</b>				
<i>Forest Avenue Pump Station</i>		<i>Water Utilities</i>			<i>Middletown</i>				
<b>PROJECT DESCRIPTION</b>									
<p><i>The Forest Avenue Booster Pump Station was constructed in 1966 and requires rehabilitation. The rehabilitation shall include, but not be limited to, replacement of two 1-million gallons per day (MGD) pumps; installation of variable frequency drives; update of electrical service; upgrade of emergency generator/transfer switch; installation of Supervisory Control and Data Acquisition (SCADA) to the Lawton Valley Water Treatment Plant (LVWTP) and Station 1.</i></p> <p><i>PROJECT deferred 1 year</i></p>									
<b>GOALS &amp; OBJECTIVES</b>									
<i>Asset Management</i>									
<b>STATUS/OTHER COMMENTS</b>				<b>OPERATING COSTS/SAVINGS</b>					
<i>Council's Strategic Goal #2, Infrastructure</i>									
<b>TOTAL PROJECT COST</b>				<i>Extend Lifespan of Infrastructure</i>					
				<b>PLANNED FINANCING</b>					
<b>SOURCE OF FUNDS</b>	<b>Prior Funding</b>	<b>Unspent @ 10/1/2022</b>	<b>Estimated FY23 Exp.</b>	<b>Adopted 2023/24</b>	<b>Proposed 2024/25</b>	<b>Proposed 2025/26</b>	<b>Proposed 2026/27</b>	<b>Proposed 2027/28</b>	<b>TOTAL</b>
<b>Water Rates</b>	<i>200,000</i>			<i>100,000</i>	<i>350,000</i>	<i>850,000</i>	-	-	<i>1,300,000</i>
<b>TOTAL COST</b>				<i>100,000</i>	<i>350,000</i>	<i>850,000</i>	-	-	<i>1,300,000</i>
<b>WATER FUND IMPACT</b>				<i>100,000</i>	<i>350,000</i>	<i>850,000</i>	-	-	<i>1,300,000</i>



PROJECT DETAIL

<b>PROJECT TITLE</b>		<b>DEPARTMENT OR DIVISION</b>		<b>LOCATION</b>					
WSSMP 5 Year Update		Water Division		Newport, Middletown, Portsmouth					
<b>PROJECT DESCRIPTION</b>									
<p>According to Rhode Island General Laws § 46-15.3, the Water System Supply Management Plan (WSSMP) has a 5 Year Update due to the Rhode Island Water Resources Board (RIWRB). Consulting engineering services necessary to prepare the City's WSSMP are estimated at \$70,000.</p> <p>The 5 year update is due January 15, 2025.</p>									
<b>GOALS &amp; OBJECTIVES</b>									
State Mandate									
<b>STATUS/OTHER COMMENTS</b>				<b>OPERATING COSTS/SAVINGS</b>					
Council's Strategic Goal #2, Infrastructure				Encourages long-term project and financial planning; Avoids withholding, termination, or annulment of disburseable funds to the City.					
<b>TOTAL PROJECT COST</b>				<b>PLANNED FINANCING</b>					
\$70,000									
<b>SOURCE OF FUNDS</b>	<b>Prior Funding</b>	<b>Unspent @ 10/1/2022</b>	<b>Estimated FY23 Exp.</b>	<b>Adopted 2023/24</b>	<b>Proposed 2024/25</b>	<b>Proposed 2025/26</b>	<b>Proposed 2026/27</b>	<b>Proposed 2027/28</b>	<b>TOTAL</b>
Water Rates		New		100,000	-	-	-	-	100,000
<b>TOTAL COST</b>				100,000	-	-	-	-	100,000
<b>WATER FUND IMPACT</b>				100,000	-	-	-	-	100,000

**EQUIPMENT REPLACEMENT SCHEDULE - WATER FUND  
FY 24 - 29**

		ID#	Description	Year	Required Year Per Replacement Policy	FY2024	FY2025	FY2026	FY2027	FY2028	FY2029
Big Tex	BIWI10PI-20	820	Flat bed Trailer	2000	2010		\$15,000				
Echo	Bearcat	924	Wood Chipper	2008	2018					\$50,000	
Ford	F550	1274	Dump Truck	2015	2022			\$190,000			
Ford	F450	1301	Distribution Service Vehicle	2014	2024				\$200,000		
Chev	F-350	1310	Pickup Truck	2012	2019	\$100,000					
Chev	Traverse	1464	SUV Traverse	2016	2026						\$75,000
Cam Superline	Trailer	1741	Deckover trailer	2011	2021						
Ford	Escape	1924	Sta. 1 & Lab	2015	2025				\$50,000		
Trackless Ve	M25	1984	Tractor	2006	2016						
Chev	C1500	2130	Pickup Truck	2013	2023			\$60,000			
E.H. Watts	TRAV-L-VAC 300	2135	Utility Vacuum System	2011	2021		\$110,000				
Ford	F-350	2183	Hydrant Truck	2010	2020						
Big Tex	25PH HD	2197	25 ft. Trailer	2016	2026					\$25,000	
Freightliner	F-70	2213	Dump Truck	2011	2019	\$180,000					
Chev	1500	2470	Pickup	2017	2027						
Chevy	Equinox	2473	Dir - Util Car	2016	2026						\$75,000
Ford	F-150	2487	Pickup	2013	2023	\$60,000					
Ford	F-150	2489	Pickup Truck	2013	2023	\$60,000					
Chev	1500	2507	Pickup Truck	2016	2026						\$100,000
John Deere	410J	2524	Backhoe	2011	2021						
Ford	Transit 350	2814	Meter Service Vehicle	2022	2032						
Wright	Load Trail	5565	Trailer	2022	2032						
Big Tex	Trailer	5607	Trailer	2017							
Chev	C3500	5628	Crew Cab Pickup	2019	2029						
Big Tex	Trailer	5702	18" Pipe Trailer	2018							
Chev	C2500	5704	Pickup Truck	2019	2029						
Chev	C2500	5705	Pickup Truck	2019	2029						
Ford	Transit 350 van	5814	Meter Truck	2021	2031						
Kut Kwick	SSM38-72D	8967	Slope Mower	2011	2021					\$175,000	
Ventrac	KN 4500P	8984	Slope Mower - Tractor	2020	2030						
Dew Eze	ATM32LC	8986	Mower	2008	2018						
Pug	PT-44-MCI	xxxx	4wd Off Road Vehicle	1995	2005		\$25,000				
BobCat	E50 R2		Compact Excavator	2020	2030						
<b>TOTAL</b>						<b>\$400,000</b>	<b>\$150,000</b>	<b>\$250,000</b>	<b>\$250,000</b>	<b>\$250,000</b>	<b>\$250,000</b>



## CAPITAL BUDGET

Capital Improvement programming allows the City to plan and integrate long-term physical needs with available financing. The Capital Improvement Program (CIP) is a recommended schedule of public physical improvements, including the planning and engineering thereof, for the City of Newport, the Newport Public School Department and the Newport Public Library over the next five years.

The preparation of this Capital Improvement Program (CIP) is pursuant to Ordinance No. 32-81, which directs that no later than October 15<sup>th</sup> of each year, all City Departments and agencies shall submit requests for Capital Improvement Projects to the City Manager and, further, that no later than February 1<sup>st</sup> three months prior to the final date for submission of the proposed annual budget, the City Manager shall prepare and submit to the City Council a five-year CIP.

Capital improvements are major City projects that do not typically recur on a consistent annual operating basis. CIP projects are categorized as follows:

- Any acquisition or lease of land
- The purchase of major equipment and vehicles valued in excess of \$15,000
- Construction or renovation of new buildings, infrastructure or facilities
- Major building improvements, with an estimated cost in excess of \$15,000, that are not routine expenses and that substantially enhance the value of a structure
- Major equipment or furnishings, with an estimated value in excess of \$15,000, required to furnish new buildings or facilities.

The City of Newport, Rhode Island has a separate five-year plan for capital improvements. This plan (budget) can be requested from the Finance Department (401) 845-5392. The five-year capital improvement summary and project sheets for the proposed fiscal years 2024 and 2025 budgets are included in the operating budget for information purposes only. Please refer to the five-year plan for project sheets relating to all capital projects and an analysis related to the Capital Budget.

The City Council has adopted the five-year plan "in concept" without approved funding sources. The funding sources for the FY 2024 and FY2025 capital plan will be adopted with the adoption of the operating budget.



**CITY OF NEWPORT**  
**FY2024 Adopted and FY2025-2028 Proposed CIP Schedule**  
**Table 1**

Project Title	Activity No.	Funding Source	Adopted 2023-24	Proposed 2024-25	Proposed 2025-26	Proposed 2026-27	Proposed 2027-28	Total 22/24-26/28
<b>INFORMATION &amp; COMMUNICATION SYSTEMS</b>								
Information & Communication Systems	03006	General	359,286	289,286	129,286	109,286	180,000	1,067,144
OPAL Billing & Collect Replace/ERP Re-evaluation & ERP Re-eval.	03011	General	600,000	600,000	-	-	-	1,200,000
Police Portable Radios	03009	General	104,060	99,256	-	-	-	203,316
Fire Alarm & Radio System	New	Grant	110,000	110,000	115,000	210,000	320,000	865,000
Police Camera Technology	03043	General	14,250	12,500	12,500	-	-	39,250
<b>Total Information &amp; Communication Systems</b>			<b>1,187,596</b>	<b>1,111,042</b>	<b>256,786</b>	<b>319,286</b>	<b>500,000</b>	<b>3,374,710</b>
<b>FACILITIES IMPROVEMENTS</b>								
Building Improvements	03004	General	90,000	500,000	1,075,000	750,000	200,000	2,615,000
Building Improvements	03004	Parking	275,000	-	-	-	-	275,000
School Capital Fund	New	General	225,000	225,000	225,000	225,000	225,000	1,125,000
Fire, Station 1 Building Improvements	03007	General	100,000	35,000	58,000	60,000	-	253,000
Fire, Station 2 Building Improvements	03049	General	68,000	30,000	145,000	49,000	-	292,000
Fire, Station 5 Building Improvements	03029	General	25,000	10,000	65,000	-	-	100,000
Parking Facilities Improvements	03025	Parking	250,000	75,000	-	-	-	325,000
Eastons Beach - Reconstruction	03017	Grants	35,000,000	-	-	-	-	35,000,000
Eastons Beach Improvements	New	General	-	40,000	50,000	-	-	90,000
Recreation Improvements	New	DN Contrib	63,000	-	-	-	-	63,000
Recreation Improvements	New	General	-	-	50,000	100,000	-	150,000
<b>Total Facilities Improvement</b>			<b>36,096,000</b>	<b>915,000</b>	<b>1,618,000</b>	<b>1,084,000</b>	<b>425,000</b>	<b>40,138,000</b>
<b>ROAD IMPROVEMENTS</b>								
Roadway/Sidewalk Improvements	03012	General	1,700,000	1,700,000	1,700,000	1,700,000	1,700,000	8,500,000
Roadway/Sidewalk Improvements	03012	Fed. Rev.	500,000	-	-	-	-	500,000
Roadway/Sidewalk Improvements	03012	Prop Aquit	500,000	-	-	-	-	500,000
Roadway/Sidewalk Improvements	03012	ARPA	1,000,000	-	-	-	-	1,000,000
Bellevue Avenue Concrete (\$600,000 Total)	03013	General	300,000	300,000	300,000	300,000	-	1,200,000
Bellevue Avenue Reconstruction (Match)	03013	State & Existir	2,620,000	-	-	-	-	2,620,000
Bellevue Avenue Reconstruction (Match)	03013	USDOT Grant	10,480,000	-	-	-	-	10,480,000
Decorative Lighting	03050	General	30,000	30,000	30,000	30,000	30,000	150,000
Van Zandt Bridge	New	Grants/Bonds	-	12,000,000	-	-	-	12,000,000
<b>Total Roadway/Sidewalk Improvements</b>			<b>17,130,000</b>	<b>14,030,000</b>	<b>2,030,000</b>	<b>2,030,000</b>	<b>1,730,000</b>	<b>36,950,000</b>
<b>SEAWALLS</b>								
Seawall Repairs	03018	General	250,000	-	500,000	750,000	-	1,500,000
<b>Total Seawalls</b>			<b>250,000</b>	<b>-</b>	<b>500,000</b>	<b>750,000</b>	<b>-</b>	<b>1,500,000</b>
<b>PUBLIC SERVICE PARKS, GROUNDS &amp; PLAYGROUNDS</b>								
Park Facility Upgrades	03019	General	90,000	250,000	200,000	275,000	250,000	1,065,000
Playground Improvements	03039	ARPA	600,000	-	170,000	180,000	200,000	1,150,000
Historic Park Restoration	03041	General	-	150,000	120,000	110,000	100,000	480,000
Cemetery Restoration	03020	General	30,000	30,000	35,000	35,000	40,000	170,000
Cardines Stadium Lighting	03051	General	60,000	-	-	-	-	60,000
Cardines Stadium Lighting	New	RI Energy Sav	220,000	-	-	-	-	220,000
<b>Total Parks, Grounds &amp; Playgrounds</b>			<b>1,000,000</b>	<b>430,000</b>	<b>525,000</b>	<b>600,000</b>	<b>590,000</b>	<b>3,145,000</b>
<b>OTHER PROJECTS</b>								
City Yard Relocation - Design	New	General	-	800,000	-	-	-	800,000
City Yard Relocation	New	Bonds	-	-	55,000,000	-	-	55,000,000
Police Ballistic Protection Shield	03052	General	18,000	-	-	-	-	18,000
Police Handguns	03053	General	172,500	-	-	-	-	172,500
Police Digital Mobile Evidence Extraction	03054	General	20,000	15,380	15,380	-	-	50,760
Cliff Walk	New	Grants	5,000,000	5,000,000	-	-	-	10,000,000
Fuel System Repair and Upgrade	03055	General	126,000	-	-	-	-	126,000
Fire Department SCBA and Fire Hoses	New	Grants	270,000	272,500	272,500	100,000	-	915,000
Innovate Newport Windows	03034	General	400,000	-	-	-	-	400,000
<b>Total Other Projects</b>			<b>6,006,500</b>	<b>6,087,880</b>	<b>55,287,880</b>	<b>100,000</b>	<b>-</b>	<b>67,482,260</b>
<b>EQUIPMENT &amp; VEHICLE REPLACEMENT</b>								
Equipment Replacement (Police)- Gen	03015	Service Fees	207,840	197,880	196,000	174,000	-	775,720
Equipment Replacement (Fire) - Gen	03016	Service Fees	85,000	255,000	660,000	-	-	1,000,000



FY2024 Adopted and FY2025-2028 Proposed CIP Schedule

Table 1

Project Title	Activity No.	Funding Source	Adopted 2023-24	Proposed 2024-25	Proposed 2025-26	Proposed 2026-27	Proposed 2027-28	Total 22/24-26/28
Equipment Replacement (Public Services) - Gen	03033	Service Fees	157,800	250,000	190,800	122,000	-	720,600
Equipment Replacement (Plan, Zone & Inspect) - Gen	03030	Service Fees	-	28,000	-	28,000	-	56,000
<b>Total Equip &amp; Vehicle Replacement, GF</b>			<b>450,640</b>	<b>730,880</b>	<b>1,046,800</b>	<b>324,000</b>	<b>-</b>	<b>2,552,320</b>
<b>Total Projects - School, Library &amp; General Fund</b>			<b>62,120,736</b>	<b>23,304,802</b>	<b>61,264,466</b>	<b>5,207,286</b>	<b>3,245,000</b>	<b>155,142,290</b>
<b>MARITIME FUND</b>								
Perrotti Park Docks	170003	Enterprise	150,000	150,000	-	-	-	300,000
Elm Street Pier Rehabilitation	170001	Enterprise	50,000	50,000	50,000	-	-	150,000
Bellevue Avenue Concrete	03013	Enterprise	100,000	100,000	100,000	100,000	-	400,000
King Park Stone Pier Dinghy Dock	170008	Enterprise	200,000	100,000	-	-	-	300,000
Equipment Replacement	170006	Enterprise	110,000	23,000	125,000	-	-	258,000
<b>Total Maritime Projects</b>			<b>610,000</b>	<b>423,000</b>	<b>275,000</b>	<b>100,000</b>	<b>-</b>	<b>1,408,000</b>
<b>PARKING FUND</b>								
Bellevue Avenue Concrete	03013	Enterprise	200,000	200,000	200,000	200,000	-	800,000
Equipment Replacement			-	-	-	-	-	-
<b>Total Parking Projects</b>			<b>200,000</b>	<b>200,000</b>	<b>200,000</b>	<b>200,000</b>	<b>-</b>	<b>800,000</b>
<b>WATER POLLUTION CONTROL</b>								
Sanitary Sewer Sys Improve - Design & Construction		Sewer Rates	900,000	750,000	1,000,000	825,000	1,050,000	4,525,000
Storm Drain Improvements		CSO Fixed Fee	500,000	750,000	750,000	1,000,000	500,000	3,500,000
Flood Mitigation Measures		Sewer Rates	500,000	275,000	350,000	250,000	500,000	1,875,000
Sewer Inflow & Infiltration Removal		Sewer Rates	500,000	500,000	500,000	500,000	500,000	2,500,000
WPC Trench Restoration		Sewer Rates	200,000	225,000	250,000	275,000	300,000	1,250,000
Prog Man-Implement CSO System Master Plan (SMP)		CSO Fixed Fee	500,000	500,000	500,000	500,000	500,000	2,500,000
Catch Basin Separation		CSO Fixed Fee	100,000	500,000	100,000	100,000	100,000	900,000
Equipment Replacement		Sewer Rates	550,000	250,000	300,000	300,000	300,000	1,700,000
<b>Total WPC Projects</b>			<b>3,750,000</b>	<b>3,750,000</b>	<b>3,750,000</b>	<b>3,750,000</b>	<b>3,750,000</b>	<b>18,750,000</b>
<b>WATER FUND</b>								
Meter Replacement Program		Rates	125,000	150,000	175,000	200,000	200,000	850,000
Dam Rehabilitation		Rates	750,000	250,000	250,000	400,000	750,000	2,400,000
Water Trench Restoration		Rates	200,000	225,000	250,000	275,000	300,000	1,250,000
System Wide Main Improvements		Rates	200,000	200,000	500,000	1,100,000	500,000	2,500,000
Fire Hydrant Replacement		Rates	150,000	175,000	200,000	200,000	200,000	925,000
Pump Station SCADA Project		Rates	-	-	-	100,000	250,000	350,000
IRP 5 Year Update		Rates	100,000	-	-	-	-	100,000
Forest Avenue Pump Station		Rates	100,000	350,000	850,000	-	-	1,300,000
WSSMP 5 Year Update		Rates	100,000	-	-	-	-	100,000
Equipment Replacement-Water		Rates	400,000	150,000	250,000	250,000	250,000	1,300,000
<b>Total Water Fund</b>			<b>2,125,000</b>	<b>1,500,000</b>	<b>2,475,000</b>	<b>2,525,000</b>	<b>2,450,000</b>	<b>11,075,000</b>
<b>Total Capital Improvements</b>			<b>68,805,736</b>	<b>29,177,802</b>	<b>67,964,466</b>	<b>11,782,286</b>	<b>9,445,000</b>	<b>187,175,290</b>
<b>Funding Sources:</b>								
Grants, Trusts & Contributions			55,363,000	17,382,500	387,500	310,000	320,000	61,163,000
Bonds			-	-	55,000,000	-	-	-
Transfers In			1,000,000	-	-	-	-	-
Maritime Fund			610,000	423,000	275,000	100,000	-	1,408,000
Parking Fund			725,000	275,000	200,000	200,000	-	1,400,000
Water Fund/State Revolving Fund			2,125,000	1,500,000	2,475,000	2,525,000	2,450,000	11,075,000
Water Pollution Control Fund			3,750,000	3,750,000	3,750,000	3,750,000	3,750,000	18,750,000
Equipment Replacement Fund			450,640	730,880	1,046,800	324,000	-	2,552,320
Transfer from General Fund			4,782,096	5,116,422	4,830,166	4,573,286	2,925,000	22,226,970
<b>Total Funding Sources</b>			<b>68,805,736</b>	<b>29,177,802</b>	<b>67,964,466</b>	<b>11,782,286</b>	<b>9,445,000</b>	<b>118,575,290</b>



**PROJECT DETAIL**

PROJECT TITLE (#03006) <i>Information and Communication Systems</i>	DEPARTMENT OR DIVISION <i>Finance &amp; Support Services</i>					LOCATION <i>Citywide</i>
<b>PROJECT DESCRIPTION</b>						
	<u>Year 1</u>	<u>Year 2</u>	<u>Year 3</u>	<u>Year 4</u>	<u>Year 5</u>	
<i>Migration to Microsoft Office 365</i>	-	40,000	40,000	-	-	
<i>Citywide Cameras</i>	25,000	-	25,000	-	25,000	
<i>SAN Storage</i>	115,000	-	-	-	-	
<i>Door Access</i>	-	-	-	-	85,000	
<i>Domain Migration</i>	90,000	-	-	-	-	
<i>Hybrid Meeting Board</i>	-	50,000	-	-	-	
<i>Expand City Fiber Optic Network</i>	45,000	135,000	-	45,000	-	
<i>Technology Upgrades</i>	70,000	50,000	50,000	50,000	70,000	
<i>Copier Replacement</i>	14,286	14,286	14,286	14,286	-	
	<b>359,286</b>	<b>289,286</b>	<b>129,286</b>	<b>109,286</b>	<b>180,000</b>	
<b>GOALS &amp; OBJECTIVES</b>						
<i>Technological Improvements; Council's Strategic Goal #4, Improve communications</i>						
<b>STATUS/OTHER COMMENTS</b>			<b>OPERATING COSTS/SAVINGS</b>			
<i>Improved functionality and remote access; advanced hybrid meeting technology</i>			<i>Improved process and efficiencies could lead to savings in excess of \$100,000</i>			
<b>TOTAL PROJECT COST</b>		<i>On going</i>				
<b>PLANNED FINANCING</b>						

SOURCE OF FUNDS	Prior Funding	Unspent @ 10/1/2022	Estimated FY23 Exp.	Adopted 2023/24	Proposed 2024/25	Proposed 2025/26	Proposed 2026/27	Proposed 2027/28	TOTAL
<b>Transfer from General Fund</b>		405,134	405,134	359,286	289,286	129,286	109,286	180,000	1,067,144
<b>TOTAL COST</b>				359,286	289,286	129,286	109,286	180,000	1,067,144
<b>Total GF Transfer</b>				359,286	289,286	129,286	109,286	180,000	1,067,144



## MIS CIP FY2024-FY2028

### **Microsoft Office 365 Migration**

Migrate all users to office 365. Moving all office services to Microsoft's own cloud platform will reduce security risks, ease management, and provide users' access to current technologies and integration with existing software.

### **CityWide Cameras**

In an effort to maintain and keep up with the existing infrastructure, and to deter vandalism and aid police and fire, add cameras, servers and necessary cabling/wiring, and ISP service to areas with need.

### **Storage Area Network (SAN) Storage**

SAN Storage - Additional SAN storage is being funded. Each year the City has a need for ever increasing amounts of storage.

### **Door Access**

A new door access security system has been installed in the 3 FD stations. This project will roll out the same access system to City Hall.

### **Domain Migration**

The City of Newport manages 2 separate internet domain named spaces that are not supported and prevent security and integration standards from being met. This project will migrate both domains to a single, new, .com environment.

### **Hybrid Meeting Board – 85” Cisco Webex Board**

In order to advance the collaborative hybrid meeting environment, we will upgrade the Council Chambers environment with a Webex whiteboard. This is a wireless presentation screen, digital whiteboard, and complete audio conferencing system all in one.

### **Extend City Fiber Network**

Increase overall high bandwidth capability to additional city facilities and retire the use of 3<sup>rd</sup> party network connectivity.

### **General Technology Upgrades, FY2023 through FY2027**


We have found over the last few years that technological needs, inclusive of ever increasing software license costs, exceed amounts budgeted. There are often items that come up during the year, and/or additional funding needed for projects that have been budgeted. This has led to a situation where funds

budgeted for one item/project have to be shifted causing a shortfall in funding in the original budgeted project.

**Copier Replacements, FY2023 through FY2027.**

As copier leases have expired we have either purchased the machine outright or purchased new. As leases expire, we expect to be able to purchase new copiers with an estimated useful life of 6+ years.

**PROJECT DETAIL**

<b>PROJECT TITLE (#030112)</b> OPAL Billing/Collections Replace ERP Reevaluation	<b>DEPARTMENT OR DIVISION</b> Finance	<b>LOCATION</b> City Hall
<b>PROJECT DESCRIPTION</b> Under Resolution 2019-36, the City Council approved an award of contract with Tyler Technologies, Inc. of Yarmouth, ME, to replace the City and School ERP system, the City billing and collection system and the City utility billing system; and to provide three years of licensing, hosting and maintenance.  This project request funds for the approved contract.		

**GOALS & OBJECTIVES**


<b>STATUS/OTHER COMMENTS</b> Technological Improvements; Council's Strategic Goal #4, Improve communications	<b>OPERATING COSTS/SAVINGS</b> Opal Project ~ Estimated annual savings of \$50,000
--	---

<b>TOTAL PROJECT COST</b>	\$ 2,900,000.00
---------------------------	-----------------

<b>PLANNED FINANCING</b>									
<b>SOURCE OF FUNDS</b>	<b>Prior Funding</b>	<b>Unspent @ 10/1/2022</b>	<b>Estimated FY23 Exp.</b>	<b>Proposed 2023/24</b>	<b>Proposed 2024/25</b>	<b>Proposed 2025/26</b>	<b>Proposed 2026/27</b>	<b>Proposed 2027/28</b>	<b>TOTAL</b>
Transfer from General Fund	1,320,000			600,000	600,000	-	-	-	1,200,000
<b>TOTAL COST</b>				600,000	600,000	-	-	-	1,200,000



**PROJECT DETAIL**

<b>PROJECT TITLE (#03009)</b> <i>Portable Radio Communications</i>	<b>DEPARTMENT OR DIVISION</b> <i>Newport Police Department</i>	<b>LOCATION</b> <i>120 Broadway</i>
<b>PROJECT DESCRIPTION</b>  <p><i>Upgrades to existing portable radio communications system. The equipment is mission critical and priority essential for all police operations. The existing equipment is failing, no longer serviceable or available for purchase. Incremental purchases of new equipment each year will phase out existing equipment over four consecutive year period.</i></p> <p><i>The equipment consists of portable radio, lapel microphone, two rechargeable batteries, battery charger, and radio holder.</i></p> <p><i>Spare rechargeable batteries are also included at a quantity of 100.</i></p> <p><i>Total quantity needed is 39 radios, purchased in quantities of 20 the first fiscal year, and 19 the second fiscal year. Spare batteries purchased in quantities of 50 each fiscal year. Costs are estimated at current equipment price.</i></p> <p><i>Image is for illustration purposes only and does not depict actual equipment.</i></p>		

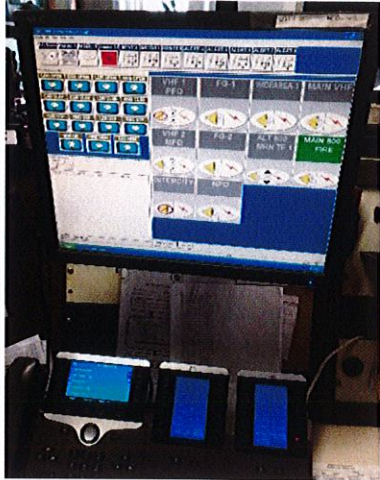
**GOALS & OBJECTIVES**  
*Replace outdated and non-serviceable portable radio communication equipment. This equipment is priority essential to all police operations.*

<b>STATUS/OTHER COMMENTS</b> <i>Council's Tactical Priority Area = Equipment Infrastructure</i>	<b>OPERATING COSTS/SAVINGS</b> <i>This equipment is a necessary and mission critical essential for all police operations. It is basic for all daily police operations. There are no annual recurring costs until replacements are necessary.</i>
<b>TOTAL PROJECT COST</b> \$ 562,002	
<b>PLANNED FINANCING</b>	

	Prior	Unspent @	Estimated	Proposed	Proposed	Proposed	Proposed	Proposed	
SOURCE OF FUNDS	Funding	10/1/2022	FY23 Exp.	2023/24	2024/25	2025/26	2026/27	2027/28	TOTAL
<b>Transfer from General Fund</b>	358,686	108		104,060	99,256	-	-	-	203,316
<b>TOTAL COST</b>				104,060	99,256	-	-	-	203,316
<b>Total GF Transfer</b>				104,060	99,256	-	-	-	203,316




**PROJECT DETAIL**

PROJECT TITLE	DEPARTMENT OR DIVISION	LOCATION							
<i>Fire Alarm &amp; Radio System</i>	<i>Fire Department</i>	<i>All Fire Stations</i>							
<b>PROJECT DESCRIPTION</b>									
2023/24	Fire Alarm Receiver Street Box Replacement (10)	80,000 30,000 <b>110,000</b>							
2024/25	Fire Alarm Receiver Street Box Replacement (10)	80,000 30,000 <b>110,000</b>							
2025/26	Street Box Replacement (10) Fire Alarm Receiver	30,000 85,000 <b>115,000</b>							
2026/27	Street Box Replacement (10) Portable Radio Devices	30,000 180,000 <b>210,000</b>							
2027/28	Fire Alarm Receiver Street Box Replacement (10)	290,000 30,000 <b>320,000</b>							
									
<b>GOALS &amp; OBJECTIVES</b>									
<p><i>Council's Strategic Goal #2, to protect infrastructure. Public safety communications and preservation of physical assets</i></p>									
<b>STATUS/OTHER COMMENTS</b>		<b>OPERATING COSTS/SAVINGS</b>							
<p><i>The dispatch console has been discontinued, and the repair is no longer supported.</i></p>		<p><i>The recommended Equipment is listed on a RI Master Purchase Agreement. Each year the city receives \$160,000 in revenue to support the services provided by the Fire Alarm Console Devices.</i></p>							
<b>TOTAL PROJECT COST</b>									
<b>PLANNED FINANCING</b>									
	<b>Prior</b>	<b>Unspent @</b>	<b>Estimated</b>	<b>Proposed</b>	<b>Proposed</b>	<b>Proposed</b>	<b>Proposed</b>	<b>Proposed</b>	
<b>SOURCE OF FUNDS</b>	<b>Funding</b>	<b>10/1/2022</b>	<b>FY23 Exp.</b>	<b>2023/24</b>	<b>2024/25</b>	<b>2025/26</b>	<b>2026/27</b>	<b>2027/28</b>	<b>TOTAL</b>
<b>Funding from Grants</b>		687,686		110,000	110,000	115,000	210,000	320,000	865,000
<b>TOTAL COST</b>				110,000	110,000	115,000	210,000	320,000	865,000
<b>Total GF Transfer</b>				110,000	110,000	115,000	210,000	320,000	865,000



**PROJECT DETAIL**

<b>PROJECT TITLE (#03043)</b> <i>PD Camera Technology</i>	<b>DEPARTMENT OR DIVISION</b> <i>Newport Police Department</i>	<b>LOCATION</b> <i>120 Broadway</i>
<b>PROJECT DESCRIPTION</b> <p><i>License Plate Reader (LPR) Cameras will assist in solving crimes that take place in the City, and aid in locating missing persons. In addition, an increase in mental health calls for service it will assist in locating persons in crisis and will assist in getting individuals proper care through healthcare or certified clinicians in a timely manner.</i></p> <p><i>Project will include Installation of 5 cameras placed at main thoroughfares in strategic places of the city to capture a detailed vehicle fingerprint and to be utilized to investigate specified crimes within a developed written policy.</i></p> <p><i>Purchase includes, installation, hardware, access to the software, training, and subscription. Project will aid in making the city a safer place for residents and visitors.</i></p> <p><i>Cameras operate on Solar/battery power and use 5g connection which is included in proposal. Image depicted is for illustrative purposes only.</i></p>		

**GOALS & OBJECTIVES**  
*Increase solvability of criminal investigations utilizing modern technology available to Law Enforcement*

<b>STATUS/OTHER COMMENTS</b> <i>Council's Tactical Priority Area = Equipment Infrastructure</i>	<b>OPERATING COSTS/SAVINGS</b> 70% of crimes involve the use of a vehicle, this technology will aid with solving crimes. Annual recurring costs are system subscription fees.
--	--


**TOTAL PROJECT COST** *\$ 39,250*

<b>PLANNED FINANCING</b>									
<b>SOURCE OF FUNDS</b>	<b>Prior Funding</b>	<b>Unspent @ 10/1/2022</b>	<b>Estimated FY23 Exp.</b>	<b>Proposed 2023/24</b>	<b>Proposed 2024/25</b>	<b>Proposed 2025/26</b>	<b>Proposed 2026/27</b>	<b>Proposed 2027/28</b>	<b>TOTAL</b>
<b>Transfer from General Fund</b>	<i>New</i>			<i>14,250</i>	<i>12,500</i>	<i>12,500</i>	<i>-</i>	<i>-</i>	<i>39,250</i>
<b>TOTAL COST</b>				<i>14,250</i>	<i>12,500</i>	<i>12,500</i>	<i>-</i>	<i>-</i>	<i>39,250</i>
<b>Total GF Transfer</b>				<i>14,250</i>	<i>12,500</i>	<i>12,500</i>	<i>-</i>	<i>-</i>	<i>39,250</i>




PROJECT DETAIL

PROJECT TITLE (#03004)	DEPARTMENT OR DIVISION	LOCATION							
<i>Building Improvements</i>	<i>Public Services</i>	<i>Citywide</i>							
<b>PROJECT DESCRIPTION</b>									
Physical improvements to the City-owned facilities are imperative to preserve assets as well as to maintain and to improve efficiencies that lie within. The building envelope study performed specifies a number of items that should be undertaken to a number of our facilities to correct deficiencies for purposes of asset preservation.									
FY2023/24	Hut Heater Replacement	30,000							
FY2023/24	Cottage Exterior Repairs/Roof Replacement	60,000							
FY2023/24	Gateway Lower Roof Repair/Replacement	275,000							
	<b>FY2023/24 Total</b>	<b>365,000</b>							
FY2024/25	Hut Flat Roof Replacement	175,000							
FY2024/25	City Hall Window Restoration	650,000							
	<b>FY2024/25 Total</b>	<b>825,000</b>							
FY2025/26	City Hall Masonry Repairs	750,000							
FY2026/27	Easton's Beach Cabana Repairs	750,000							
FY2027/28	Innovate Newport Boiler Abatement/Demo	200,000							
<b>GOALS &amp; OBJECTIVES</b>									
<i>Preservation of physical assets and public safety</i>									
<b>STATUS/OTHER COMMENTS</b>		<b>OPERATING COSTS/SAVINGS</b>							
<i>Council's Strategic Goal #2 = Infrastructure</i>									
<b>TOTAL PROJECT COST</b> <i>On going</i>		<i>Energy efficiencies and reduction of maintenance costs</i>							
<b>PLANNED FINANCING</b>									
	<b>Prior Funding</b>	<b>Unspent @ 10/1/2022</b>	<b>Estimated FY23 Exp.</b>	<b>Adopted 2023/24</b>	<b>Proposed 2024/25</b>	<b>Proposed 2025/26</b>	<b>Proposed 2026/27</b>	<b>Proposed 2027/28</b>	<b>TOTAL</b>
<b>Bonds</b>									
<b>Transfer from General Fund</b>	3,243,938	162,060	-	90,000	500,000	1,075,000	750,000	200,000	2,615,000
<b>Parking Fund</b>				275,000	-	-	-	-	275,000
<b>TOTAL COST</b>				365,000	500,000	1,075,000	750,000	200,000	2,890,000
<b>Total GF Transfer</b>				90,000	500,000	1,075,000	750,000	200,000	2,615,000






PROJECT DETAIL

PROJECT TITLE		DEPARTMENT OR DIVISION		LOCATION					
<i>School Building Improvements</i>		<i>Public Services</i>		<i>Citywide</i>					
<b>PROJECT DESCRIPTION</b>									
General School building capital repairs									
<i>FY2023/24</i>	<i>General Capital Repairs</i>		<i>225,000</i>						
<i>FY2024/25</i>	<i>General Capital Repairs</i>		<i>225,000</i>						
<i>FY2025/26</i>	<i>General Capital Repairs</i>		<i>225,000</i>						
<i>FY2026/27</i>	<i>General Capital Repairs</i>		<i>225,000</i>						
<i>FY2026/27</i>	<i>General Capital Repairs</i>		<i>225,000</i>						
<b>GOALS &amp; OBJECTIVES</b>									
<i>School Building Improvements</i>									
<b>STATUS/OTHER COMMENTS</b>				<b>OPERATING COSTS/SAVINGS</b>					
<i>State of Rhode Island Mandate</i>				<i>Completing repairs will enable Newport Public Schools to</i>					
<i>Council's Strategic Goal #2 = Infrastructure</i>				<i>provide a warm, safe and dry learning environment for students and teachers.</i>					
<b>TOTAL PROJECT COST</b>				<i>On going</i>					
<b>PLANNED FINANCING</b>									
	<b>Prior Funding</b>	<b>Unspent @ 10/1/2022</b>	<b>Estimated FY23 Exp.</b>	<b>Adopted 2023/24</b>	<b>Proposed 2024/25</b>	<b>Proposed 2025/26</b>	<b>Proposed 2026/27</b>	<b>Proposed 2027/28</b>	<b>TOTAL</b>
<b>SOURCE OF FUNDS</b>									
<b>Transfer from General Fund</b>		<i>New</i>		<i>225,000</i>	<i>225,000</i>	<i>225,000</i>	<i>225,000</i>	<i>225,000</i>	<i>1,125,000</i>
<b>TOTAL COST</b>				<i>225,000</i>	<i>225,000</i>	<i>225,000</i>	<i>225,000</i>	<i>225,000</i>	<i>1,125,000</i>
<b>Total GF Transfer</b>				<i>225,000</i>	<i>225,000</i>	<i>225,000</i>	<i>225,000</i>	<i>225,000</i>	<i>1,125,000</i>



PROJECT DETAIL

PROJECT TITLE	(#03007)	DEPARTMENT OR DIVISION	LOCATION
<i>Station 1 Improvements</i>		<i>Fire Department</i>	<i>Fire Headquarters - 21 W. Marlborough Street</i>
<b>PROJECT DESCRIPTION</b>			
2023/24	<i>Basement Mold remediation &amp; standing water removal system</i>	<b>175,000</b>	 
	<i>Less Reduction</i>	<b>-75,000</b>	
		<b>100,000</b>	
2024/25	<i>Basement Climate Control System</i>	<b>35,000</b>	
2025/26	<i>Replacement Windows</i>	<b>58,000</b>	
2026/27	<i>First Floor Bathroom and Office Reconfiguration, handicap access - downstairs bathroom.</i>	<b>60,000</b>	

**GOALS & OBJECTIVES**

*Council's Strategic Goal #2, to protect infrastructure and preservation of physical assets*

**STATUS/OTHER COMMENTS**

*The renovation of the bathroom to accommodate women working in the department. Mold and standing water in the fitness room is a health hazard.*

**OPERATING COSTS/SAVINGS**

*Construction costs reduced though utilization of MPA  
Increased use of fitness room may reduce work related injuries*

**TOTAL PROJECT COST**

*Ongoing*



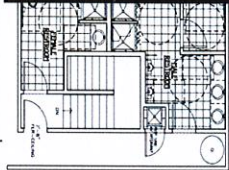
*Energy conservation through properly operational windows.*

**PLANNED FINANCING**




SOURCE OF FUNDS	Prior Funding	Unspent @ 10/1/2022	Estimated FY23 Exp.	Adopted 2023/24	Proposed 2024/25	Proposed 2025/26	Proposed 2026/27	Proposed 2027/28	TOTAL
Transfer from General Fund	765,200	291,438		100,000	35,000	58,000	60,000	-	253,000
<b>TOTAL COST</b>				100,000	35,000	58,000	60,000	-	253,000
<b>Total GF Transfer</b>				100,000	35,000	58,000	60,000	-	253,000



PROJECT DETAIL

PROJECT TITLE (#03049)	DEPARTMENT OR DIVISION	LOCATION							
Station 2 Improvements	Fire Department	Fire Station 2 - 100 Old Fort Road							
<b>PROJECT DESCRIPTION</b>		  							
2023/24	Construction of new Women's Bathroom Installation of new Gear Lockers		68,000						
2024/25	Replacement of Exterior Trim Work		30,000						
2025/26	Replace all Roof Systems and Gutters		145,000						
2026/27	Resurface Parking Lot		49,000						
<b>GOALS &amp; OBJECTIVES</b>									
Bathrooms and new lockers necessitated by our newly diverse work force. Property and Facility Maintenance.									
<b>STATUS/OTHER COMMENTS</b>		<b>OPERATING COSTS/SAVINGS</b>							
Council's Strategic Goal #2, to protect infrastructure and preservation of physical assets									
<b>TOTAL PROJECT COST</b>	Ongoing	Construction costs reduced through utilization of MPA							
<b>PLANNED FINANCING</b>									
	<b>Prior Funding</b>	<b>Unspent @ 10/1/2022</b>	<b>Estimated FY23 Exp.</b>	<b>Adopted 2023/24</b>	<b>Proposed 2024/25</b>	<b>Proposed 2025/26</b>	<b>Proposed 2026/27</b>	<b>Proposed 2027/28</b>	<b>TOTAL</b>
<b>SOURCE OF FUNDS</b>									
Transfer from General Fund				68,000	30,000	145,000	49,000	-	292,000
<b>TOTAL COST</b>				68,000	30,000	145,000	49,000	-	292,000
<b>Total GF Transfer</b>				68,000	30,000	145,000	49,000	-	292,000

PROJECT DETAIL

<b>PROJECT TITLE (#03029)</b> <i>Station 5 - Building Improvements</i>	<b>DEPARTMENT OR DIVISION</b> <i>Fire Department</i>	<b>LOCATION</b> <i>Station 5 - 119 Touro Street</i>	
<b>PROJECT DESCRIPTION</b>  Computer server often over-heats, and trips electrical circuit. Coating and sealing the Garage Floor will create a safer surface to walk and work. Attic space renovation will create additional work space and will reduce energy costs by providing a better insulated building.		  	
2023/24	<i>Electrical upgrade &amp; Server room cooling</i>		25,000
2024/25	<i>Garage floor coat &amp; seal</i>		10,000
2025/26	<i>Attic space renovation</i>		65,000

**GOALS & OBJECTIVES**

*Council's Strategic Goal # 2 = Infrastructure*

**STATUS/OTHER COMMENTS**

*Ongoing*

**OPERATING COSTS/SAVINGS**

*Electrical upgrade will mitigate damage to server & computer equipment. Sealing the apparatus floor will create a safer work environment and help to reduce costs associated with injuries. The renovation of the attic space will reduce energy costs by the addition of insulation and finished surfaces.*


**TOTAL PROJECT COST**

**PLANNED FINANCING**

SOURCE OF FUNDS	Prior Funding	Unspent @ 10/1/2022	Estimated FY23 Exp.	Adopted 2023/24	Proposed 2024/25	Proposed 2025/26	Proposed 2026/27	Proposed 2027/28	TOTAL
Transfer from General Fund	45,000	45,000		25,000	10,000	65,000	-	-	100,000
<b>TOTAL COST</b>				25,000	10,000	65,000	-	-	100,000
<b>Total GF Transfer</b>				25,000	10,000	65,000	-	-	100,000




PROJECT DETAIL

PROJECT TITLE (#133615) <i>Parking Facility Improvements</i>		DEPARTMENT OR DIVISION <i>Public Services</i>		LOCATION <i>Citywide</i>					
PROJECT DESCRIPTION  <i>The City of Newport is developing a program to maintain and to improve its parking lot infrastructure associated with public buildings. Recent improvements include the new City Hall lot and Touro Street lot as well as maintenance improvements to the lots at the Beach (east lot).  Existing Priorities include the Recreation Center (Hut), Police Department, Edward Street, and King House Access Road.</i>									
FY2023/24 <i>Police Department (back lot)</i> 250,000 FY2024/25 <i>Edward Street</i> 75,000 FY2025/26 <i>TBD</i> FY2026/27 <i>TBD</i> FY2027/28 <i>TBD</i>									
GOALS & OBJECTIVES <i>Preserve assets; public safety</i>									
STATUS/OTHER COMMENTS <i>Council's Strategic Goal #2 = Infrastructure</i>				OPERATING COSTS/SAVINGS <i>Improve structural integrity of facility</i>					
TOTAL PROJECT COST <i>On going</i>				Reduction of Trip/Fall litigation & Pothole claims, Fleet Preservation					
PLANNED FINANCING									
	Prior Funding	Unspent @ 10/1/2022	Estimated FY23 Exp.	Adopted 2023/24	Proposed 2024/25	Proposed 2025/26	Proposed 2026/27	Proposed 2027/28	TOTAL
Transfer from General Fund	410,000	226,250		250,000	75,000	-	-	-	325,000
TOTAL COST				250,000	75,000	-	-	-	325,000
Total GF Transfer				250,000	75,000	-	-	-	325,000



PROJECT DETAIL

<b>PROJECT TITLE</b> <i>Easton's Beach Reconstruction</i>	<b>DEPARTMENT OR DIVISION</b> <i>Public Services</i>	<b>LOCATION</b> <i>Easton's Beach</i>
<b>PROJECT DESCRIPTION</b>  <i>The Beach Facilities require replacement or significant rehabilitation and restoration. The proposed funding provides for design services to develop options.</i>		
<i>FY2023/24</i>	<i>Reconstruction</i>	


<b>GOALS &amp; OBJECTIVES</b> <i>Increase revenues while promoting family activities in a safe environment</i>	
<b>STATUS/OTHER COMMENTS</b> <i>Council's Strategic Goal #2 = Infrastructure</i>	<b>OPERATING COSTS/SAVINGS</b> <i>Repair of structural components and MEP will insure the long term integrity of the Easton's Beach Complex and will reduce the cost of operations and maintenance</i>
<b>TOTAL PROJECT COST</b> <i>On going</i>	<b>PLANNED FINANCING</b>

SOURCE OF FUNDS	Prior Funding	Unspent @ 10/1/2022	Estimated FY23 Exp.	Adopted 2023/24	Proposed 2024/25	Proposed 2025/26	Proposed 2026/27	Proposed 2027/28	TOTAL
Grants	1,995,000	1,382		35,000,000	-	-	-	-	35,000,000
<b>TOTAL COST</b>				35,000,000	-	-	-	-	35,000,000
<b>Total GF Transfer</b>				35,000,000	-	-	-	-	35,000,000





PROJECT DETAIL

<b>PROJECT TITLE</b> <i>Recreation Improvements</i>	<b>DEPARTMENT OR DIVISION</b> <i>Public Services</i>	<b>LOCATION</b> <i>Easton's Beach, Martin Recreation Center</i>
<b>PROJECT DESCRIPTION</b>  <i>Easton's Beach Lifeguard Communications System</i> <i>Recreation Hut Wall Mounted Safety Padding</i> <i>Recreation Hut Surveillance Camera</i>		


**GOALS & OBJECTIVES**  
*Asset preservation, improve public safety and aesthetics.*

<b>STATUS/OTHER COMMENTS</b> <i>Council Tactical Priority Area: Health and Safety</i>	<b>OPERATING COSTS/SAVINGS</b>
<b>TOTAL PROJECT COST</b>	<b>PLANNED FINANCING</b>


SOURCE OF FUNDS	Prior Funding	Unspent @ 10/1/2022	Estimated FY23 Exp.	Adopted 2023/24	Proposed 2024/25	Proposed 2025/26	Proposed 2026/27	Proposed 2027/28	TOTAL
DN Contribution				63,000	-	-	-	-	63,000
<b>TOTAL COST</b>				63,000	-	-	-	-	63,000
<b>Total GF Transfer</b>				-	-	-	-	-	-



PROJECT DETAIL

PROJECT TITLE	DEPARTMENT OR DIVISION	LOCATION							
<i>Recreation Improvements</i>	<i>Public Services</i>	<i>Martin Recreation Center</i>							
<p><b>PROJECT DESCRIPTION</b></p> <p>Seeking a comprehensive community services plan to collect and analyze data to develop a clear set of goals, policies, and standards for the City's recreation facilities and program development for the next 15 years.</p> <p>Seeking a surveillance camera/security system for gymnasium, gymnasium lobby and Game Room. This will allow staff to be able to monitor activities in the ancillary areas that we cannot see or hear on a regular basis.</p> <p>Electronic adjustable basketball goals to move goals away from open floor plan to accommodate other activities, expanding overall use.</p> <p>Upgrade locker room showers as they have not been functional for many years, including new fixtures, on-demand water heater and privacy partitions</p> <p>FY2023/24                      Comprehensive community services plan                      100,000                      FY2025/26                      Electric Adjust/Fold-up Basketball Goals                      50,000                      FY2026/27                      Locker Room Upgrades                      100,000</p>									
<p><b>GOALS &amp; OBJECTIVES</b></p> <p>Preservation of physical assets and safety; maintain health communities initiative</p>									
<p><b>STATUS/OTHER COMMENTS</b></p> <p>Council's Strategic Goal #2, Infrastructure</p>		<p><b>OPERATING COSTS/SAVINGS</b></p> <p>Prevention of liability issues; creation of additional program offerings for residents</p>							
<p><b>TOTAL PROJECT COST</b>                      \$ 250,000</p>									
<p><b>PLANNED FINANCING</b></p>									
<b>SOURCE OF FUNDS</b>	<b>Prior Funding</b>	<b>Unspent @</b>	<b>Estimated FY23 Exp.</b>	<b>Adopted 2023/24</b>	<b>Proposed 2024/25</b>	<b>Proposed 2025/26</b>	<b>Proposed 2026/27</b>	<b>Proposed 2027/28</b>	<b>TOTAL</b>
Transfer from General Fund				-	-	50,000	100,000	-	150,000
<b>TOTAL COST</b>				-	-	50,000	100,000	-	150,000
<b>Total GF Transfer</b>				-	-	50,000	100,000	-	150,000

PROJECT DETAIL

PROJECT TITLE (#03012) <i>Roadway/Sidewalk Improvements</i>	DEPARTMENT OR DIVISION <i>Public Services</i>	LOCATION <i>Citywide</i>
<p><b>PROJECT DESCRIPTION</b></p> <p><i>Design and construction funds for roadway and sidewalk improvements will allow the City to continue with the advancements made in recent years with its physical roadway and infrastructure reconstruction program without the need for bond improvements or debt service payments.</i></p> <p><i>Upcoming priorities in addition to roadways:</i></p> <ul style="list-style-type: none"> <li>- New sidewalk (Narragansett Ave) Ochre Point to Bellevue (currently under design).</li> </ul>		

**GOALS & OBJECTIVES**


*Asset preservation*

STATUS/OTHER COMMENTS <i>Council's Strategic Goal #2 - Infrastructure</i>	OPERATING COSTS/SAVINGS <i>Personnel and operating maintenance and material savings, improved accessibility, reduction of liability, public safety</i>
TOTAL PROJECT COST <i>On going</i>	

PLANNED FINANCING									
SOURCE OF FUNDS	Prior Funding	Unspent @ 10/1/2022	Estimated FY23 Exp.	Adopted 2023/24	Proposed 2024/25	Proposed 2025/26	Proposed 2026/27	Proposed 2027/28	TOTAL
Transfer from General Fund	8,133,250	2,787,108	2,787,108	1,700,000	1,700,000	1,700,000	1,700,000	1,700,000	8,500,000
ARPA				1,000,000	-	-	-	-	1,000,000
<b>TOTAL COST</b>				2,700,000	1,700,000	1,700,000	1,700,000	1,700,000	9,500,000
<b>Total GF Transfer</b>				1,700,000	1,700,000	1,700,000	1,700,000	1,700,000	8,500,000



PROJECT DETAIL


<b>PROJECT TITLE (#03013)</b> <i>Bellevue Avenue Concrete</i>	<b>DEPARTMENT OR DIVISION</b> Public Services	<b>LOCATION</b> <i>Bellevue Avenue</i>
<b>PROJECT DESCRIPTION</b>  <i>Annual appropriation for the maintenance and preservation of the concrete roadway surface in order to extend and maintain its life cycle and to preserve this asset. Annual appropriation anticipated to be \$300-500k per annum. General Fund dollars required to fund design of Bellevue Improvements to secure RIDOT TIP Construction Funds (\$1.5 million total anticipated for design).</i>		

<b>GOALS &amp; OBJECTIVES</b>  <i>Asset preservation; pedestrian safety</i>	
<b>STATUS/OTHER COMMENTS</b>  <i>Council's Strategic Goal #2 - Infrastructure</i>	<b>OPERATING COSTS/SAVINGS</b>  <i>Decrease liability claims</i>
<b>TOTAL PROJECT COST</b>	<i>On going</i>

<b>PLANNED FINANCING</b>									
SOURCE OF FUNDS	Prior Funding	Unspent @ 10/1/2022	Estimated FY23 Exp.	Adopted 2023/24	Proposed 2024/25	Proposed 2025/26	Proposed 2026/27	Proposed 2027/28	TOTAL
<b>Transfer from General Fund</b>	<i>2,600,000</i>	<i>1,113,252</i>	<i>1,113,252</i>	<i>300,000</i>	<i>300,000</i>	<i>300,000</i>	<i>300,000</i>		<i>1,200,000</i>
<b>Maritime Fund</b>	<i>600,000</i>			<i>100,000</i>	<i>100,000</i>	<i>100,000</i>	<i>100,000</i>		<i>400,000</i>
<b>Parking Fund</b>	<i>1,500,000</i>			<i>200,000</i>	<i>200,000</i>	<i>200,000</i>	<i>200,000</i>		<i>800,000</i>
<b>TOTAL COST</b>				<i>600,000</i>	<i>600,000</i>	<i>600,000</i>	<i>600,000</i>	<i>-</i>	<i>2,400,000</i>
<b>Total GF Transfer</b>				<i>300,000</i>	<i>300,000</i>	<i>300,000</i>	<i>300,000</i>	<i>-</i>	<i>1,200,000</i>



PROJECT DETAIL

<b>PROJECT TITLE</b> <i>Bellevue Avenue Construction Match</i>	<b>DEPARTMENT OR DIVISION</b> <i>Public Services</i>	<b>LOCATION</b> <i>Memorial Boulevard to Ruggles Avenue</i>
<b>PROJECT DESCRIPTION</b>  <i>The City has applied for a USDOT grant under the Safe Streets for All opportunity to reconstruct roadway and sidewalks of the noted portion (from Memorial Blvd. to Ruggles Ave.) of Bellevue Avenue.</i>		

**GOALS & OBJECTIVES**

*Preservation of physical assets and public safety*

**STATUS/OTHER COMMENTS**

*Council's Tactical Priority Area = Infrastructure*

**OPERATING COSTS/SAVINGS**


*Increased safety creates fewer liability claims*

**TOTAL PROJECT COST**

**PLANNED FINANCING**


	Prior	Unspent @	Estimated	Adopted	Proposed	Proposed	Proposed	Proposed	
SOURCE OF FUNDS	Funding	10/1/2022	FY23 Exp.	2023/24	2024/25	2025/26	2026/27	2027/28	TOTAL
State and Existing City Funds		<i>New</i>		<i>2,620,000</i>	-	-	-	-	<i>2,620,000</i>
Safe Streets for All USDOT Grant		<i>New</i>		<i>10,480,000</i>	-	-	-	-	<i>10,480,000</i>
<b>TOTAL COST</b>				<i>13,100,000</i>	-	-	-	-	<i>13,100,000</i>
<b>Total GF Transfer</b>				<i>2,620,000</i>	-	-	-	-	<i>2,620,000</i>

PROJECT DETAIL

<b>PROJECT TITLE (#03050)</b> <i>Decorative Lighting</i>		<b>DEPARTMENT OR DIVISION</b> <i>Public Services</i>			<b>LOCATION</b> <i>Citywide</i>				
<b>PROJECT DESCRIPTION</b>  <i>The City of Newport owns, operates and maintains a system of decorative lighting throughout the community. The current maintenance of the system is performed by a contract vendor in order to keep the system operational and serviceable. As the system ages, it becomes necessary to provide capital replacements of some of the light fixtures, poles, etc. within the overall system as this work falls outside the scope of the maintenance services contract. An annual allocation is requested in order to provide for necessary capital repairs. Replacement of assemblies average approximately \$10,000 - \$12,000 per unit.</i>									
<b>GOALS &amp; OBJECTIVES</b> <i>To enhance the safety and enjoyment of City property</i>									
<b>STATUS/OTHER COMMENTS</b> <i>Council's Strategic Goal #2 - Infrastructure</i>					<b>OPERATING COSTS/SAVINGS</b> <i>On going</i> <i>Prevention of liability issues</i>				
<b>TOTAL PROJECT COST</b>					<b>PLANNED FINANCING</b>				
<b>SOURCE OF FUNDS</b>	<b>Prior Funding</b>	<b>Unspent @ 10/1/2022</b>	<b>Estimated FY23 Exp.</b>	<b>Adopted 2023/24</b>	<b>Proposed 2024/25</b>	<b>Proposed 2025/26</b>	<b>Proposed 2026/27</b>	<b>Proposed 2027/28</b>	<b>TOTAL</b>
<b>Transfer from General Fund</b>	260,000	32,482		30,000	30,000	30,000	30,000	30,000	150,000
<b>TOTAL COST</b>				30,000	30,000	30,000	30,000	30,000	150,000
<b>Total GF Transfer</b>				30,000	30,000	30,000	30,000	30,000	150,000




PROJECT DETAIL

<b>PROJECT TITLE</b> <i>Van Zandt Bridge</i>		<b>DEPARTMENT OR DIVISION</b> <i>Public Services</i>			<b>LOCATION</b> <i>Van Zandt Avenue</i>					
<b>PROJECT DESCRIPTION</b> <i>Monies for design 'build' services to reconstruct or remove this bridge.</i>										
<b>GOALS &amp; OBJECTIVES</b> <i>Health and Safety Asset Maintenance</i>										
<b>STATUS/OTHER COMMENTS</b> <i>Council's Strategic Goal #2 - Infrastructure</i>				<b>OPERATING COSTS/SAVINGS</b>						
<b>TOTAL PROJECT COST</b>										
<b>PLANNED FINANCING</b>										
	<b>Prior</b>	<b>Unspent @</b>	<b>Estimated</b>	<b>Adopted</b>	<b>Proposed</b>	<b>Proposed</b>	<b>Proposed</b>	<b>Proposed</b>		
<b>SOURCE OF FUNDS</b>	<b>Funding</b>	<b>10/1/2022</b>	<b>FY23 Exp.</b>	<b>2023/24</b>	<b>2024/25</b>	<b>2025/26</b>	<b>2026/27</b>	<b>2027/28</b>	<b>TOTAL</b>	
<b>Grants or Bonds</b>		<i>New</i>	-	-	<i>12,000,000</i>	-	-	-	<i>12,000,000</i>	
<b>TOTAL COST</b>				-	<i>12,000,000</i>	-	-	-	<i>12,000,000</i>	
<b>Total GF Transfer</b>				-	<i>12,000,000</i>	-	-	-	<i>12,000,000</i>	



PROJECT DETAIL


<b>PROJECT TITLE (#03018)</b> <i>Seawall Repairs</i>	<b>DEPARTMENT OR DIVISION</b> <i>Public Services</i>	<b>LOCATION</b> <i>Citywide</i>												
<b>PROJECT DESCRIPTION</b> <p><i>The City of Newport's ocean and harbor frontage is protected by a variety of structures. The City has made significant progress over the past several years with reconstruction of these assets as outlined in the Seawall Evaluation Report completed in 2007. Prior funding is committed for current fiscal year repairs to Storer Park and Causeway Seawall, Long Wharf Seawall, Battery Park, Washington St, Van Zandt Pier, Elm St Pier, and driftways.</i></p> <p><i>Repairs to the Ida Lewis Seawall are anticipated in 2022/23 Current plans will combine the Ida Lewis and King Park Seawalls projects along with a Dept. of Utilities project into one project for ease of management.</i></p> <p><i>Funds are proposed to continue with repairs outlined in the Seawall Evaluation Report.</i></p> <table border="0"> <tr> <td><i>FY2023/24</i></td> <td><i>Design Perrotti Park Seawall</i></td> <td><i>250,000</i></td> </tr> <tr> <td><i>FY2024/25</i></td> <td><i>Perrotti Park Seawall</i></td> <td><i>2,500,000</i></td> </tr> <tr> <td><i>FY2025/26</i></td> <td><i>Thames St Seawall</i></td> <td><i>500,000</i></td> </tr> <tr> <td><i>FY2026/27</i></td> <td><i>Eastons Beach Seawall</i></td> <td><i>750,000</i></td> </tr> </table>		<i>FY2023/24</i>	<i>Design Perrotti Park Seawall</i>	<i>250,000</i>	<i>FY2024/25</i>	<i>Perrotti Park Seawall</i>	<i>2,500,000</i>	<i>FY2025/26</i>	<i>Thames St Seawall</i>	<i>500,000</i>	<i>FY2026/27</i>	<i>Eastons Beach Seawall</i>	<i>750,000</i>	
<i>FY2023/24</i>	<i>Design Perrotti Park Seawall</i>	<i>250,000</i>												
<i>FY2024/25</i>	<i>Perrotti Park Seawall</i>	<i>2,500,000</i>												
<i>FY2025/26</i>	<i>Thames St Seawall</i>	<i>500,000</i>												
<i>FY2026/27</i>	<i>Eastons Beach Seawall</i>	<i>750,000</i>												

<b>GOALS &amp; OBJECTIVES</b>	
<i>Preservation of physical assets and public safety</i>	
<b>STATUS/OTHER COMMENTS</b>	<b>OPERATING COSTS/SAVINGS</b>
<i>Council's Tactical Priority Area = Infrastructure</i>	<i>Reduced construction costs by combining projects.</i>
<b>TOTAL PROJECT COST</b> <i>On going</i>	<i>Asset Preservation</i>
	<i>Reduced maintenance costs</i>

PLANNED FINANCING									
SOURCE OF FUNDS	Prior Funding	Unspent @ 10/1/2022	Estimated FY23 Exp.	Adopted 2023/24	Proposed 2024/25	Proposed 2025/26	Proposed 2026/27	Proposed 2027/28	TOTAL
Transfer from General Fund	4,125,000	1,265,480	1,265,480	250,000	2,500,000	500,000	750,000	-	4,000,000
Maritime Fund									
<b>TOTAL COST</b>				250,000	2,500,000	500,000	750,000	-	4,000,000
<b>Total GF Transfer</b>				250,000	2,500,000	500,000	750,000	-	4,000,000




PROJECT DETAIL

PROJECT TITLE (#03019)	DEPARTMENT OR DIVISION	LOCATION																																															
<i>Park Facility Upgrades</i>	<i>Public Services</i>	<i>Citywide</i>																																															
<b>PROJECT DESCRIPTION</b> <p><i>The Comprehensive Land Use Plan of the City of Newport recommends the development of a systematic program to address the renovation and maintenance of the City's park/sport facilities which improves quality of life by providing active and passive recreational opportunities for community members as well as public school,</i></p>																																																	
<i>FY2023/24</i>	<i>Braga Field Backstop and Fencing Replacement</i>		<i>90,000</i>																																														
<i>FY2024/25</i>	<i>Murphy Tennis &amp; B-Ball Court Replacement</i>		<i>250,000</i>																																														
<i>FY2025/26</i>	<i>Rogers Tennis Court Resurfacing and Fence</i>		<i>200,000</i>																																														
<i>FY2026/27</i>	<i>Pop Flack Tennis Court Replacement</i>		<i>275,000</i>																																														
<i>FY 2027/28</i>	<i>Cardines Infield and front of dugout &amp; backstop surfacing replacement (asphalt topped w/ rubber).</i>		<i>250,000</i>																																														
<b>GOALS &amp; OBJECTIVES</b> <p><i>Asset preservation, improve aesthetics and safety</i></p>																																																	
<b>STATUS/OTHER COMMENTS</b> <p><i>Council's Tactical Priority Area = Infrastructure</i></p>		<b>OPERATING COSTS/SAVINGS</b> <p><i>Reduction in maintenance costs</i></p>																																															
<b>TOTAL PROJECT COST</b> <i>On going</i>		<b>PLANNED FINANCING</b>																																															
<table border="1"> <thead> <tr> <th>SOURCE OF FUNDS</th> <th>Prior Funding</th> <th>Unspent @ 10/1/2023</th> <th>Estimated FY24 Exp.</th> <th>Adopted 2023/24</th> <th>Proposed 2024/25</th> <th>Proposed 2025/26</th> <th>Proposed 2026/27</th> <th>Proposed 2027/28</th> <th>TOTAL</th> </tr> </thead> <tbody> <tr> <td>Transfer from General Fund</td> <td>1,040,000</td> <td>352,623</td> <td>-</td> <td>90,000</td> <td>250,000</td> <td>200,000</td> <td>275,000</td> <td>250,000</td> <td>1,065,000</td> </tr> <tr> <td><b>TOTAL COST</b></td> <td></td> <td></td> <td></td> <td>90,000</td> <td>250,000</td> <td>200,000</td> <td>275,000</td> <td>250,000</td> <td>1,065,000</td> </tr> <tr> <td><b>Total GF Transfer</b></td> <td></td> <td></td> <td></td> <td>90,000</td> <td>250,000</td> <td>200,000</td> <td>275,000</td> <td>250,000</td> <td>1,065,000</td> </tr> </tbody> </table>										SOURCE OF FUNDS	Prior Funding	Unspent @ 10/1/2023	Estimated FY24 Exp.	Adopted 2023/24	Proposed 2024/25	Proposed 2025/26	Proposed 2026/27	Proposed 2027/28	TOTAL	Transfer from General Fund	1,040,000	352,623	-	90,000	250,000	200,000	275,000	250,000	1,065,000	<b>TOTAL COST</b>				90,000	250,000	200,000	275,000	250,000	1,065,000	<b>Total GF Transfer</b>				90,000	250,000	200,000	275,000	250,000	1,065,000
SOURCE OF FUNDS	Prior Funding	Unspent @ 10/1/2023	Estimated FY24 Exp.	Adopted 2023/24	Proposed 2024/25	Proposed 2025/26	Proposed 2026/27	Proposed 2027/28	TOTAL																																								
Transfer from General Fund	1,040,000	352,623	-	90,000	250,000	200,000	275,000	250,000	1,065,000																																								
<b>TOTAL COST</b>				90,000	250,000	200,000	275,000	250,000	1,065,000																																								
<b>Total GF Transfer</b>				90,000	250,000	200,000	275,000	250,000	1,065,000																																								



PROJECT DETAIL

PROJECT TITLE (#03039) <i>Playground Improvements</i>	DEPARTMENT OR DIVISION <i>Public Services</i>	LOCATION <i>Citywide</i>																
<p><b>PROJECT DESCRIPTION</b>  <i>As national standards dictate playground safety and accessibility in all public parks, a comprehensive approach to the upgrade and repair of assets is required to meet current safety and accessibility code requirements. Anticipated lifespan of units is approximately 20 years. Playground project costs include equipment &amp; installation.</i></p> <p><b>Note: Braga and the Cardines playground may require removal prior to FY 2023/24 for safety due to extensive deck corrosion. Hunter Park playgrounds also have significant deck corrosion.</b></p> <table border="0"> <tr> <td><i>FY 2023/24 Braga Park Playground (Installed in 1998)</i></td> <td><i>145,000</i></td> </tr> <tr> <td><i>FY 2023/24 Cardines Playground (Installed in 2001)</i></td> <td><i>145,000</i></td> </tr> <tr> <td><i>FY 2024/24 Hunter Park Playground (Installed in 1997)</i></td> <td><i>150,000</i></td> </tr> <tr> <td><i>FY 2023/24 King Park Playground (Installed in 1999)</i></td> <td><i>160,000</i></td> </tr> <tr> <td><b>Total FY24</b></td> <td><b>600,000</b></td> </tr> <tr> <td><i>FY 2025/26 Aquidneck Playground (Installed in 1997)</i></td> <td><i>170,000</i></td> </tr> <tr> <td><i>FY 2026/27 Coggeshall Park (Installed 2001)</i></td> <td><i>180,000</i></td> </tr> <tr> <td><i>FY 2027/28 Future Priorities</i></td> <td><i>200,000</i></td> </tr> </table>		<i>FY 2023/24 Braga Park Playground (Installed in 1998)</i>	<i>145,000</i>	<i>FY 2023/24 Cardines Playground (Installed in 2001)</i>	<i>145,000</i>	<i>FY 2024/24 Hunter Park Playground (Installed in 1997)</i>	<i>150,000</i>	<i>FY 2023/24 King Park Playground (Installed in 1999)</i>	<i>160,000</i>	<b>Total FY24</b>	<b>600,000</b>	<i>FY 2025/26 Aquidneck Playground (Installed in 1997)</i>	<i>170,000</i>	<i>FY 2026/27 Coggeshall Park (Installed 2001)</i>	<i>180,000</i>	<i>FY 2027/28 Future Priorities</i>	<i>200,000</i>	
<i>FY 2023/24 Braga Park Playground (Installed in 1998)</i>	<i>145,000</i>																	
<i>FY 2023/24 Cardines Playground (Installed in 2001)</i>	<i>145,000</i>																	
<i>FY 2024/24 Hunter Park Playground (Installed in 1997)</i>	<i>150,000</i>																	
<i>FY 2023/24 King Park Playground (Installed in 1999)</i>	<i>160,000</i>																	
<b>Total FY24</b>	<b>600,000</b>																	
<i>FY 2025/26 Aquidneck Playground (Installed in 1997)</i>	<i>170,000</i>																	
<i>FY 2026/27 Coggeshall Park (Installed 2001)</i>	<i>180,000</i>																	
<i>FY 2027/28 Future Priorities</i>	<i>200,000</i>																	


**GOALS & OBJECTIVES**  
*Asset preservation; improve safety and aesthetic; maintain healthy communities initiatives*

STATUS/OTHER COMMENTS <i>Council's Tactical Priority Area = Infrastructure</i>	OPERATING COSTS/SAVINGS <i>On going</i>
<b>TOTAL PROJECT COST</b>	<i>Reduction of maintenance costs</i>

PLANNED FINANCING									
SOURCE OF FUNDS	Prior Funding	Unspent @ 10/1/2023	Estimated FY24 Exp.	Adopted 2023/24	Proposed 2024/25	Proposed 2025/26	Proposed 2026/27	Proposed 2027/28	TOTAL
Transfer from General Fund	245,064	116,897	-	-	-	-	-	-	-
ARPA				600,000	-	170,000	180,000	200,000	1,150,000
<b>TOTAL COST</b>				<b>600,000</b>	-	<b>170,000</b>	<b>180,000</b>	<b>200,000</b>	<b>1,150,000</b>
Total GF Transfer				-	-	-	-	-	-




PROJECT DETAIL

<b>PROJECT TITLE (#03041)</b> <i>Historic Park Restoration</i>		<b>DEPARTMENT OR DIVISION</b> <i>Public Services</i>			<b>LOCATION</b> <i>Citywide</i>									
<b>PROJECT DESCRIPTION</b> <i>This program proposes to systematically repair and/or restore historic structures, fences, and masonry walls within Newport parks. A program for the professional evaluation and protection of historic structures and landmarks will allow the City to take advantage of historic preservation grants offered through state and private foundations.</i>														
<i>FY2024/25</i>	<i>Miantonomi Tower Masonry &amp; Stair Repairs</i>									<i>150,000</i>				
<i>FY2025/26</i>	<i>Old Stone Mill Conservation Touro Park</i>									<i>120,000</i>				
<i>FY2026/27</i>	<i>Miantonomi Park Girard Ave Wall</i>									<i>110,000</i>				
<i>FY2027/28</i>	<i>Monument Restoration</i>									<i>100,000</i>				
<b>GOALS &amp; OBJECTIVES</b> <i>Protection of historic resources</i>														
<b>STATUS/OTHER COMMENTS</b> <i>Council's Tactical Priority Area = Infrastructure</i>					<b>OPERATING COSTS/SAVINGS</b> <i>Asset Preservation</i>									
<b>TOTAL PROJECT COST</b> <i>Ongoing</i>					<i>Reduction of future problems with historic structures;</i>									
					<i>Creation of eligible sites for historic matching grants</i>									
<b>PLANNED FINANCING</b>														
<b>SOURCE OF FUNDS</b>	<b>Prior Funding</b>	<b>Unspent @ 10/1/2023</b>	<b>Estimated FY24 Exp.</b>	<b>Adopted 2023/24</b>	<b>Proposed 2024/25</b>	<b>Proposed 2025/26</b>	<b>Proposed 2026/27</b>	<b>Proposed 2027/28</b>	<b>TOTAL</b>					
<b>Transfer from General Fund</b>	<i>388,000</i>	<i>240,072</i>		-	<i>150,000</i>	<i>120,000</i>	<i>110,000</i>	<i>100,000</i>	<i>480,000</i>					
<b>TOTAL COST</b>				-	<i>150,000</i>	<i>120,000</i>	<i>110,000</i>	<i>100,000</i>	<i>480,000</i>					
<b>Total GF Transfer</b>				-	<i>150,000</i>	<i>110,000</i>	<i>110,000</i>	<i>100,000</i>	<i>480,000</i>					



PROJECT DETAIL


<b>PROJECT TITLE (#03020)</b> <i>Cemetery Restoration</i>	<b>DEPARTMENT OR DIVISION</b> <i>Public Services</i>	<b>LOCATION</b> <i>Public Cemeteries</i>										
<p><b>PROJECT DESCRIPTION</b></p> <p><i>The intent of the program is to provide a base line of support for the long term restoration of Newport's historic public cemeteries. The City solicited and awarded a bid to a firm that specializes in the conservation and restoration of historic burial stones. The public funds have been supplemented with private donations solicited by the Historic Cemetery Commission. The conservator has trained commission members and volunteers to perform less skilled tasks such as cleaning and the resetting of small stones in soil. The City's public burial grounds have the largest concentration of early African American grave stones and the earliest colonial stones in Rhode Island that are worthy of preservation.</i></p> <table border="0" data-bbox="324 567 698 693"> <tr> <td><i>FY2023/24</i></td> <td><i>30,000</i></td> </tr> <tr> <td><i>FY2024/25</i></td> <td><i>30,000</i></td> </tr> <tr> <td><i>FY2025/26</i></td> <td><i>35,000</i></td> </tr> <tr> <td><i>FY2026/27</i></td> <td><i>35,000</i></td> </tr> <tr> <td><i>FY2027/28</i></td> <td><i>40,000</i></td> </tr> </table>		<i>FY2023/24</i>	<i>30,000</i>	<i>FY2024/25</i>	<i>30,000</i>	<i>FY2025/26</i>	<i>35,000</i>	<i>FY2026/27</i>	<i>35,000</i>	<i>FY2027/28</i>	<i>40,000</i>	
<i>FY2023/24</i>	<i>30,000</i>											
<i>FY2024/25</i>	<i>30,000</i>											
<i>FY2025/26</i>	<i>35,000</i>											
<i>FY2026/27</i>	<i>35,000</i>											
<i>FY2027/28</i>	<i>40,000</i>											

<b>GOALS &amp; OBJECTIVES</b>		
<i>Protection of Historic Resource</i>		
<b>STATUS/OTHER COMMENTS</b> <i>Council's Tactical Priority Area = Infrastructure</i>	<b>OPERATING COSTS/SAVINGS</b> <i>Potential reduction in mowing costs, opportunity to use capital as match for historic preservation grants</i>	
<b>TOTAL PROJECT COST</b>	<i>On going</i>	

<b>PLANNED FINANCING</b>									
SOURCE OF FUNDS	Prior Funding	Unspent @ 10/1/2023	Estimated FY24 Exp.	Adopted 2023/24	Proposed 2024/25	Proposed 2025/26	Proposed 2026/27	Proposed 2027/28	TOTAL
Transfer from General Fund	<i>155,000</i>	<i>20,000</i>		<i>30,000</i>	<i>30,000</i>	<i>35,000</i>	<i>35,000</i>	<i>40,000</i>	<i>170,000</i>
<b>TOTAL COST</b>				<i>30,000</i>	<i>30,000</i>	<i>35,000</i>	<i>35,000</i>	<i>40,000</i>	<i>170,000</i>
<b>Total GF Transfer</b>				<i>30,000</i>	<i>30,000</i>	<i>35,000</i>	<i>35,000</i>	<i>40,000</i>	<i>170,000</i>



PROJECT DETAIL

<b>PROJECT TITLE (#03051)</b> <i>Cardines Stadium Lighting</i>	<b>DEPARTMENT OR DIVISION</b> <i>Public Services</i>	<b>LOCATION</b> <i>Citywide</i>
<b>PROJECT DESCRIPTION</b> <p>The City has the opportunity to replace the high energy use metal halide lights at the Cardines Baseball Stadium with energy efficient LED lights through a RI Energy savings program. The program would allow the City to obtain all of the lighting equipment, including LED lights and new cross arms, with no capital outlay. The \$220,000 material cost would be recouped through savings in the City's electricity bills, as the City has previously done when converting interior lighting fixtures. The City of Pawtucket is in the process of converting all of their sports lighting citywide through this program.</p> <p>The City of Newport would be responsible for installation of the equipment at the estimated cost of \$60,000</p> <p>Total Project Cost <span style="float: right;">280,000</span></p>		

**GOALS & OBJECTIVES**  
*Improved public access, energy savings, asset preservation and improvement*

<b>STATUS/OTHER COMMENTS</b> <i>Council's Tactical Priority Area = Infrastructure</i>	<b>OPERATING COSTS/SAVINGS</b> <i>Reduction in electrical cost from remote controlled LED Sports lights that can be dimmed down to 10% output and programmed for exact user need.</i>
--	--


**TOTAL PROJECT COST** \$280,000

**PLANNED FINANCING**

SOURCE OF FUNDS	Prior Funding	Unspent @ 10/1/2023	Estimated FY24 Exp.	Adopted 2023/24	Proposed 2024/25	Proposed 2025/26	Proposed 2026/27	Proposed 2027/28	TOTAL
Transfer from General Fund		<i>New</i>		60,000	-	-	-	-	60,000
RI Energy Savings program				220,000	-	-	-	-	220,000
<b>TOTAL COST</b>				280,000	-	-	-	-	280,000
<b>Total GF Transfer</b>				60,000	-	-	-	-	60,000




**PROJECT DETAIL**

<b>PROJECT TITLE</b> <i>City Yard Relocation</i>	<b>DEPARTMENT OR DIVISION</b> <i>Public Services</i>	<b>LOCATION</b> <i>70-80 Halsey Street</i>						
<b>PROJECT DESCRIPTION</b> <p><i>In anticipation of the associated construction of the Pell Bridge Ramps project comes the need to relocate the City Public Works/Utilities garage/office/fueling/storage facility. A draft feasibility study and needs assessment was completed to develop a future guide plan for the development of a full service facility that combines all entities in order to provide optimum service to our residents. Funds will be necessary for design and construction of the new facility. This facility plan aligns with the RIDOT anticipated expenditures for Pell Bridge Ramps Project included in the RI Transportation Improvement Program.</i></p> <table style="width: 100%; border-collapse: collapse;"> <tr> <td style="width: 60%;"><i>Design</i></td> <td style="text-align: right;"><i>\$ 1,500,000</i></td> </tr> <tr> <td><i>Less Reduction</i></td> <td style="text-align: right;"><i>- 700,000</i></td> </tr> <tr> <td></td> <td style="text-align: right;"><i>\$ 800,000</i></td> </tr> </table>		<i>Design</i>	<i>\$ 1,500,000</i>	<i>Less Reduction</i>	<i>- 700,000</i>		<i>\$ 800,000</i>	
<i>Design</i>	<i>\$ 1,500,000</i>							
<i>Less Reduction</i>	<i>- 700,000</i>							
	<i>\$ 800,000</i>							

<b>GOALS &amp; OBJECTIVES</b>	
<i>Planning for future needs</i>	
<b>STATUS/OTHER COMMENTS</b>	<b>OPERATING COSTS/SAVINGS</b>
<i>Council's Tactical Priority Area = Infrastructure</i>	<i>Operational Budget Savings in Operations and Fleet Management Organizational/Operational Efficiencies</i>
<b>TOTAL PROJECT COST</b>	

<b>PLANNED FINANCING</b>									
SOURCE OF FUNDS	Prior Funding	Unspent @ 10/1/2023	Estimated FY23 Exp.	Adopted 2023/24	Proposed 2024/25	Proposed 2025/26	Proposed 2026/27	Proposed 2027/28	TOTAL
<b>Transfer from General Fund</b>		<i>New</i>		-	800,000	-	-	-	800,000
<b>BOND</b>				-		55,000,000	-	-	55,000,000
<b>TOTAL COST</b>				-	800,000	55,000,000	-	-	55,800,000
<b>Total GF Transfer</b>				-	800,000	-	-	-	800,000

PROJECT DETAIL

<b>PROJECT TITLE (#03052)</b> <i>Ballistic Protective Shield</i>	<b>DEPARTMENT OR DIVISION</b> <i>Newport Police Department</i>	<b>LOCATION</b> <i>120 Broadway</i>
<b>PROJECT DESCRIPTION</b> <p>Ballistic protective shield provides personnel protection.</p> <p>Rated industry standard NIJ Level III+. Constructed of hard armor and rated for rifle protection to stop armor piercing rifle threats and lesser ballistic threats. Provides multi-strike capability.</p> <p>Mobile high protection shield that also withstands edge weapon attacks.</p> <p>Design features a viewport and can be carried or placed on detachable wheel base for use in a variety of situations and minimizes weight distribution.</p> <p><i>Image is for illustrative purposes only and does not depict actual equipment.</i></p>		

**GOALS & OBJECTIVES**

*Protective equipment to enhance safety of personnel during high-threat police operations.*

**STATUS/OTHER COMMENTS**

*Council's Tactical Priority Area = Health and Safety*

**TOTAL PROJECT COST** \$ 18,000

**OPERATING COSTS/SAVINGS**


*Protective equipment to enhance safety of personnel during high-threat police operations, thereby reducing injuries, time out and IOD claims.*

**PLANNED FINANCING**

SOURCE OF FUNDS	Prior Funding	Unspent @ 10/1/2023	Estimated FY23 Exp.	Adopted 2023/24	Proposed 2024/25	Proposed 2025/26	Proposed 2026/27	Proposed 2027/28	TOTAL
Transfer from General Fund		<i>New</i>		18,000	-	-	-	-	18,000
<b>TOTAL COST</b>				18,000	-	-	-	-	18,000
<b>Total GF Transfer</b>				18,000	-	-	-	-	18,000



PROJECT DETAIL

<b>PROJECT TITLE (#03053)</b> <i>Handguns</i>	<b>DEPARTMENT OR DIVISION</b> <i>Newport Police Department</i>	<b>LOCATION</b> <i>120 Broadway</i>
<b>PROJECT DESCRIPTION</b> <p>Upgrades to existing handgun equipment issued to all sworn officers. The equipment is mission critical and priority essential for officer safety and all police operations.</p> <p>The current handguns are 10 years old and viable operational service longevity is ending. New handguns will replace existing handguns</p> <p>Research in contemporary trends in policing indicate transition to a handgun system to meet demands of officer safety, citizen safety and community safety.</p> <p>Total quantity is 100.</p> <p>The equipment transition consists of the handgun and all associated ammunition, carry system, optic system, and transition training and qualification.</p> <p><i>Image is for illustrative purposes only and does not depict actual equipment.</i></p>		

**GOALS & OBJECTIVES**

*This equipment is a necessary and mission critical essential for officer safety and all police operations*

**STATUS/OTHER COMMENTS**

*Council's Tactical Priority Area = Equipment Infrastructure*

**TOTAL PROJECT COST** \$ 172,500

**PLANNED FINANCING**


**OPERATING COSTS/SAVINGS**

*This equipment is a necessary and mission critical essential for officer safety for all daily police operations. Annual recurring costs for mandated firearm qualification and ammunition.*

SOURCE OF FUNDS	Prior Funding	Unspent @ 10/1/2023	Estimated FY23 Exp.	Adopted 2023/24	Proposed 2024/25	Proposed 2025/26	Proposed 2026/27	Proposed 2027/28	TOTAL
Transfer from General Fund		<i>New</i>		172,500	-	-	-	-	172,500
<b>TOTAL COST</b>				172,500	-	-	-	-	172,500
<b>Total GF Transfer</b>				172,500	-	-	-	-	172,500



PROJECT DETAIL

<b>PROJECT TITLE (#03054)</b> <i>Digital Mobile Evidence Extraction</i>	<b>DEPARTMENT OR DIVISION</b> <i>Newport Police Department</i>	<b>LOCATION</b> <i>120 Broadway</i>
<b>PROJECT DESCRIPTION</b>  <i>Purchase of Digital Forensic extraction tool for mobile devices to enhance criminal investigations.</i>  <i>Purchase of equipment and subscription to software.</i>  <i>Training for 2 certified operators and physical analysts to utilize equipment.</i>  <i>The Newport Police Department currently does not have a forensic extraction tool for mobile devices.</i>  <i>First year cost will cover the purchase of a desktop PC to support the extraction, as well as to train 2 officers, and associated subscriptions. Additional years costs will cover subscription and analytic tools only.</i>  <i>Image depicted is for illustrative purposes only.</i>		


**GOALS & OBJECTIVES**  
*Increase solvability of criminal investigations utilizing modern technology available to Law Enforcement*

<b>STATUS/OTHER COMMENTS</b> <i>Council's Tactical Priority Area = Equipment Infrastructure</i>	<b>OPERATING COSTS/SAVINGS</b> <i>To enhance the ability to solve crimes involving mobile devices. Associated costs are described in the Project Description narrative.</i>
--	--

**TOTAL PROJECT COST** \$ 50,760

<b>PLANNED FINANCING</b>									
<b>SOURCE OF FUNDS</b>	<b>Prior Funding</b>	<b>Unspent @ 10/1/2023</b>	<b>Estimated FY23 Exp.</b>	<b>Adopted 2023/24</b>	<b>Proposed 2024/25</b>	<b>Proposed 2025/26</b>	<b>Proposed 2026/27</b>	<b>Proposed 2027/28</b>	<b>TOTAL</b>
<b>Transfer from General Fund</b>		<i>New</i>		<i>20,000</i>	<i>15,380</i>	<i>15,380</i>	<i>-</i>	<i>-</i>	<i>50,760</i>
<b>TOTAL COST</b>				<i>20,000</i>	<i>15,380</i>	<i>15,380</i>	<i>-</i>	<i>-</i>	<i>50,760</i>
<b>Total GF Transfer</b>				<i>20,000</i>	<i>15,380</i>	<i>15,380</i>	<i>-</i>	<i>-</i>	<i>50,760</i>

PROJECT DETAIL

<b>PROJECT TITLE</b> <i>Cliff Walk</i>	<b>DEPARTMENT OR DIVISION</b> <i>Public Services</i>	<b>LOCATION</b> <i>Narragansett to Webster</i>
<b>PROJECT DESCRIPTION</b> <i>Design and construct a repair for the collapsed section of the Cliff Walk located between Webster and Narragansett.</i>		

**GOALS & OBJECTIVES**

*Preservation of physical assets and public safety*

**STATUS/OTHER COMMENTS**

*Council's Tactical Priority Area = Infrastructure*

**OPERATING COSTS/SAVINGS**


**TOTAL PROJECT COST**

**PLANNED FINANCING**

	Prior	Unspent @	Estimated	Adopted	Proposed	Proposed	Proposed	Proposed	
SOURCE OF FUNDS	Funding	10/1/2023	FY23 Exp.	2023/24	2024/25	2025/26	2026/27	2027/28	TOTAL
Funding from Grants		<i>New</i>		<i>5,000,000</i>	<i>5,000,000</i>	-	-	-	<i>10,000,000</i>
<b>TOTAL COST</b>				<i>5,000,000</i>	<i>5,000,000</i>	-	-	-	<i>10,000,000</i>
<b>Total GF Transfer</b>				<i>5,000,000</i>	<i>5,000,000</i>	-	-	-	<i>10,000,000</i>




PROJECT DETAIL


<b>PROJECT TITLE (#03055)</b> <i>Fuel system repair and upgrade</i>		<b>DEPARTMENT OR DIVISION</b> <i>Public Services</i>			<b>LOCATION</b> <i>City Yard 80 Halsey St</i>				
<b>PROJECT DESCRIPTION</b> <i>This project is to make needed repairs to the fuel storage and dispensing system used by all city departments with city vehicles and equipment. This would consist of replacing the deteriorated canopy that houses the fire suppression system, coating the outside of the concrete surface of the 12,000 gallon fuel storage tank, replacement of the 4 fuel pumps with corresponding valves and hardware, fill hoses, electronic dispensing system with hardware and software upgrade to replace the current system that is outdated and difficult to find repair parts.</i>									
<b>GOALS &amp; OBJECTIVES</b> <i>To make a more reliable and efficient fuel system for all users.</i>									
<b>STATUS/OTHER COMMENTS</b>					<b>OPERATING COSTS/SAVINGS</b> <i>By upgrading the system this will eliminate the need for having fuel keys for every vehicle and costly repairs.</i>				
<b>TOTAL PROJECT COST</b>		\$126,000							
<b>PLANNED FINANCING</b>									
	<b>Prior Funding</b>	<b>Unspent @ 10/1/2023</b>	<b>Estimated FY23 Exp.</b>	<b>Adopted 2023/24</b>	<b>Proposed 2024/25</b>	<b>Proposed 2025/26</b>	<b>Proposed 2026/27</b>	<b>Proposed 2027/28</b>	<b>TOTAL</b>
<b>Transfer from General Fund</b>		<i>New</i>		126,000	-	-	-	-	126,000
<b>TOTAL COST</b>				126,000	-	-	-	-	126,000
<b>Total GF Transfer</b>				126,000	-	-	-	-	126,000



PROJECT DETAIL

PROJECT TITLE	DEPARTMENT OR DIVISION	LOCATION							
<i>Department Equipment</i>	<i>Fire Department</i>	<i>All Fire Stations and Apparatus</i>							
<b>PROJECT DESCRIPTION</b>									
<p>The SCBA harnesses were purchased in 2012 through grant funding. The bottles will require replacement in 2027. Systematic replacement of the Department's Fire Hose will reduce the risk of catastrophic failure and injury and property loss during emergency incidents.</p>									
2023/24	SCBA Harnesses and Fire Hose								
		<p>250,000 20,000 <b>270,000</b></p>							
2024/25	SCBA Harnesses and Fire Hose								
		<p>250,000 22,500 <b>272,500</b></p>							
2025/26	SCBA Harnesses and Fire Hose								
		<p>250,000 22,500 <b>272,500</b></p>							
2026/27	SCBA Bottles								
		<p>100,000 <b>100,000</b></p>							
<b>GOALS &amp; OBJECTIVES</b>									
<p>Health and Safety Council Strategy # 2 to protect infrastructure.</p>									
<b>STATUS/OTHER COMMENTS</b>									
<b>OPERATING COSTS/SAVINGS</b>									
<p>Purchase costs reduced though utilization of MPA. Replacing SCBA Bottle's and Harnesses will reduce the risk of failure and injury during emergency operations. The Improved Fire Hose will reduce firefighter fatigue and water consumption.</p>									
<b>TOTAL PROJECT COST</b>		\$ 915,000							
<b>PLANNED FINANCING</b>									
<b>SOURCE OF FUNDS</b>	<b>Prior Funding</b>	<b>Unspent @ 10/1/2023</b>	<b>Estimated FY23 Exp.</b>	<b>Adopted 2023/24</b>	<b>Proposed 2024/25</b>	<b>Proposed 2025/26</b>	<b>Proposed 2026/27</b>	<b>Proposed 2027/28</b>	<b>TOTAL</b>
Grants		New		270,000	272,500	272,500	100,000	-	915,000
<b>TOTAL COST</b>				270,000	272,500	272,500	100,000	-	915,000
<b>Total GF Transfer</b>				-	-	-	-	-	-

PROJECT DETAIL

<b>PROJECT TITLE (#03034)</b> <i>Innovate Newport Windows</i>	<b>DEPARTMENT OR DIVISION</b> <i>Public Services</i>	<b>LOCATION</b> <i>513 Broadway, Newport, RI</i>
<b>PROJECT DESCRIPTION</b>  <i>This is to correct significant leakage during storms.</i>		

**GOALS & OBJECTIVES**

*Health and Safety*

**STATUS/OTHER COMMENTS**

*Council Strategy # 2 to protect infrastructure.*

**OPERATING COSTS/SAVINGS**

*Avoidance of liability claims*

*Possible heating savings*

**TOTAL PROJECT COST**

**PLANNED FINANCING**

	Prior Funding	Unspent @ 10/1/2023	Estimated FY23 Exp.	Adopted 2023/24	Proposed 2024/25	Proposed 2025/26	Proposed 2026/27	Proposed 2027/28	TOTAL
<b>SOURCE OF FUNDS</b>									
Transfer from General Fund	400,000			400,000	-	-	-	-	400,000
<b>TOTAL COST</b>				400,000	-	-	-	-	400,000
<b>Total GF Transfer</b>				400,000	-	-	-	-	400,000



**CITY OF NEWPORT**  
**Table 14 ~ Equipment Replacement Schedule**  
**FY2024 ~ FY2028**

MODEL YEAR	MAKE	MODEL	ID#	Replacement			DESCRIPTION	FY23/24	FY24/25	FY25/26	FY26/27	FY27/28	COST
				Years	Miles	Car #							
<b>Police Department</b>													
2010	Ford	Ranger XL 4x4	2593	15	100000	11	Animal Control		42,000				42,000
2014	Ford	Fusion	2679	8	100000	52	CID Unmarked			28,000			28,000
2011	Ford	Taurus	3302	10	100000	56	Unmarked			28,000			28,000
2015	Ford	Fusion	3456	8	100000	53	CID Unmarked			28,000			28,000
2013	Ford	Fusion	3610	8	100000	57	CID Unmarked			28,000			28,000
2011	Ford	Taurus	3732	10	100000	70	Chief Car Unmarked				28,000		28,000
2011	Chevy	Suburban	4158	10	100000	67	Terr Def (State)WMD				50,000		50,000
2013	Ford	Fusion	4246	8	100000	71	CID Unmarked			28,000			28,000
2012	Ford	F-250	4247	10	100000		Pick up Car #20						
2013	Ford	Fusion	4597	10	100000	61	Unmarked Property Car				28,000		28,000
2014	Ford	Fusion	4801	8	100000	25	CID Unmarked			28,000			28,000
2014	Ford	Explorer PPV	4863	6	100000	2	Marked Patrol Car						51,960
2015	Chrysler	Town Car	6746		N/A	66	Vice Control						27,000
2011	Chevy	Traverse	6755	8		63	Detective						
2015	Chevy	Traverse	6755	12	100000	65	Vice Control				40,000		40,000
2015	Ford	Explorer PPV	6771	6	100000	8	Marked Patrol Car	51,960					51,960
2015	Ford	Fusion	6772	8	100000	54	CID Unmarked				28,000		28,000
2014	Dodge	Caravan	6773	15	100000	64	Vice Control						27,000
2015	Ford	Explorer PPV	6774	6	100000	28	Marked Patrol Car	51,960					51,960
2014	Ford	Fusion	6779	8	100000	71	CID Unmarked			28,000			28,000
2008	Ford	Explorer PPV	6782	6	100000	22	Marked Patrol Car	51,960					51,960
2016	Ford	Explorer PPV	6933	10	100000	68	Traffic Sgt.		51,960				51,960
2016	Ford	Explorer PPV	6934	6	100000	4	Marked Patrol Car		51,960				51,960
2016	Ford	Explorer PPV	6935	6	100000	15	Marked Patrol Car		51,960				51,960
2016	Ford	Explorer PPV	6937	6	100000	6	Marked Patrol Car	51,960					51,960
2006	Nissan	Frontier	6962	6	100000		Car #73 Vice						
2017	Nissan	Altima	7122	6	100000		Car #55						
2021	Ford	Explorer PPV	7369	6	100000	5	Marked Patrol Car						51,960
2021	Ford	Explorer PPV	7371	6	100000	9	Marked Patrol Car						51,960
2021	Ford	Explorer PPV	7372	6	100000	7	Marked Patrol Car						51,960
2017	Hyundai	Tucson	7392	6	100000		SUV						
2021	Ford	Explorer	7393	6	100000		Police Car						51,960
2021	Ford	Explorer	7397	6	100000		Police Car						51,960
2021	Ford	Explorer	7398	6	100000		Police Car						51,960
2021	Ford	Explorer	7399	6	100000		Police Car						51,960
2021	Ford	Explorer	7400	6	100000		Police Car						51,960
2021	Ford	Explorer	3A22	6	100000		Police Car						51,960
2010	HD	Motorcycle				21	One of Two						
2010	HD	Motorcycle				22	Two of Two						
<b>Total Police</b>								<b>207,840</b>	<b>197,880</b>	<b>196,000</b>	<b>174,000</b>		<b>1,505,200</b>
<b>Fire Department</b>													
2017	Ford	Explorer	19	10	100000		Administration						40,000
2008	Ford	Explorer	0407	10	100000		Fire Marshal						40,000
1994	Simon	Ladder Truck	0709	25	80000		Aerial Ladder 1						1,669,422
2003	KME	Ladder Truck	0796	25	80000		Aerial Ladder 2						1,700,000
2008	Ford	Explorer	968	10	100000		Chief's Car						30,000
2004	Ford	F-350	1203	10	100000		Maintenance	45,000					45,000
2013	Chevy	Pick-up truck	1280	10	100000		Fire Alarm. Maint.						40,000
2007	KME	Custom Pumper	1293	25	80000		Engine 2						520,000
2009	Chevy	McCoy Miller	1314	12	100000		Rescue 3						255,000



**CITY OF NEWPORT**  
**Table 14 ~ Equipment Replacement Schedule**  
**FY2024 ~ FY2028**

MODEL YEAR	MAKE	MODEL	ID#	Replacement			DESCRIPTION	FY23/24	FY24/25	FY25/26	FY26/27	FY27/28	COST
				Years	Miles	Car #							
2012	Chevy	Express	1330	12	100000			255,000					255,000
2015	KME	Custom Pumper	1338	25	80000								520,000
2015	Haulmarl	Kodiak	1355	15	N/A								7,000
2016	Ford	F250 Van	1359	10	100000								45,000
2016	Ford	Escape	1362	10	100000								40,000
2010	Ford	Explorer	1365	10	100000		40,000						40,000
2015	Chevy	Express	2110	12	100000								255,000
2015	KME	Pumper	2114	25	80000								520,000
2015	Home	Jet Ski Trailer	2119	15	N/A								7,000
2013	Ford	Expedition	2120	10	100000								40,000
2019	Ford	F-550	2123	12	100000								255,000
2000	KME	Renegade	2949	25	80000				660,000				660,000
2021	E-One	Custom Pumper	3046	25	80000		-						600,000
2018	Moose	M2-38											887,642
<b>Total Fire</b>								<b>85,000</b>	<b>255,000</b>	<b>660,000</b>			<b>8,471,064</b>
<b>Public Services</b>													
2004	E.Beaver	20 Ton	1049	20	N/A								18,000
2014	Holder		1288	12	N/A								130,000
2013	Chevy	K-2500	1292	10	100000	55							48,000
2013	Chevy	K-2500	1293	10	100000	48	45,400						45,400
2013	Chevy	K-2500	1294	10	100000	42	45,400						45,400
2016	Cat	262D	1308	15	N/A								50,000
2012	JD	5085M	1403	12	N/A								60,000
2013	JD	Tractor	1434	10	N/A								40,000
2013	JD	1600	1435	10	N/A	3							35,000
2013	Ford	Escape	1437	10	100000		27,000						27,000
2008	Dodge	Grand Caravan	1454	15	100000					32,000			32,000
2016	Ford	F-550	1465	10	100000	46				90,000			90,000
2002	Big Tex	35SA12-RG	1603	15	N/A								3,000
2001	Big Tex	Trailer	1605	15	N/A								4,000
2015	Chevy	K-2500	1653	10	100000	52			48,000				48,000
2011	JD	544K	1718	15	N/A								250,000
2013	Wright	Trailer	1747	15	N/A								5,000
2013	Chevy	Express	1753	15	100000								40,000
2012	Ford	Escape	1978	10	100000								27,000
1999	SHADOW	Trailer	2056	15									3,500
2015	Chevy	K-2500	2141	10	100000	58			47,800				47,800
2006	Carlton	Stump Grinder	2207	10									32,000
2002	JD	444H	2212	15	100000			250,000					250,000
2012	Ford	F-550	2236	10	100000	45			95,000				95,000
2014	Elgin	Pelican	2419	15	100000	3							260,000
2017	Chevy	Silverado K-2500	2468	10	100000								49,400
2013	Wright	Trailer	2483		N/A								
2002	Atlas		2553	15	N/A								12,000
2011	JD	410J	2602	15	N/A								150,000
2010	New Holl	T5040 Tractor	4022	10	N/A								93,000
2022	Chevy	3500	5577	10	100000								55,000
2022	Chevy	3500	5578	10	100000								55,000
2016	Ford	F550	5606	10	100000	62							90,000

**CITY OF NEWPORT**  
**Table 14 ~ Equipment Replacement Schedule**  
**FY2024 ~ FY2028**

MODEL YEAR	MAKE	MODEL	ID#	Replacement			DESCRIPTION	FY23/24	FY24/25	FY25/26	FY26/27	FY27/28	COST
				Years	Miles	Car #							
2016	JD	4052R	5608	15	100000	1	Tractor #1						56,000
2016	Ford	F-450	5609	10	100000	40	Dump Truck						85,000
2017	Freight		5617	15	100000		Bucket Truck						165,000
2017	Chevy	K-2500	5618	10	100000	51	Pickup w/plow						49,400
2017	Chevy	K-2500	5619	10	100000	54	Pickup with Plow						49,400
2017	Freightlir	Full Size Dump #t	5620	10	100000	66	Dump/sander/plow						205,000
2017	Freightlir	M2106	5621	10	100000	3	Dump/sander/plow						205,000
2017	Chevy	K-2500	5622	10	100000	47	4 WD Pickup w/plow						46,000
2017	Chevy	K-2500	5623	10	100000	44	Pickup w/plow						49,400
2017	Chevy	K-2500	5624	10	100000	43	FWD 43, Grounds						49,400
2017	Freightlir	Full Size Dump	5627	10	100000	9	Dump/sander/plow						205,000
2020	Elgin	Pelican	5629	15	100000	2	Street Sweeper						225,000
2018	J Deere	100E Utility Tract	5703	15	N/A		Beach Tractor						
2019	SMC400	M590	5708	15	N/A		Sign Trailer						
2019	SMC400	M590	5709	15	N/A		Sign Trailer						
2019	CAM	Trailer	5710	12	N/A		Flat Bed Utility Trailer						8,215
2022	Chevy	3500	5815	10	100000		Silverado						
2017	Chevy	K-3500	5930	10	100000	8	Dump/sander/plow						90,000
2017	Ford	F350	5936	10	100000	49	FWD w/ utility body						41,000
2022	Ford	Escape SE	6078	10	100000		Administration						50,000
2022	Chevy	Colorado	6107	10	100000		Pick-up w/plow						50,000
1998	Wright	WT 610 S A	0156	15	N/A		Uty. Trailer						3,000
2000	H/M	10 ft trailer	0286	15	N/A		Welder Trailer						2,000
2008	Bandit	250	0396	15	N/A		Wood Chipper	40,000					40,000
				5	N/A		JD 4wd gater						15,000
				10	N/A		Lifeguard Boat						20,000
2010	Barber	600HD		12	N/A		Beach Cleaner/Rake						65,000
<b>Total Public Services</b>								<b>157,800</b>	<b>250,000</b>	<b>190,800</b>	<b>122,000</b>		<b>4,402,315</b>
<b>Planning, Zoning, Inspections and Development</b>													
2013	Ford	Escape	1309	10	100000		Inspection		28,000				28,000
2022	Chevy	Equinox	5564	10	100000		Inspection						25,309
2016	Ford	Fusion	5931	10	100000		Eco-Dev				28,000		28,000
<b>Total Plan, Zone, Inspect.</b>								<b>-</b>	<b>28,000</b>	<b>-</b>	<b>28,000</b>		<b>81,309</b>
<b>TOTAL General Fund</b>								<b>450,640</b>	<b>730,880</b>	<b>1,046,800</b>	<b>324,000</b>		<b>14,459,888</b>

## CHART OF ACCOUNTS

The following object classification numbers are used for the detailed breakdown of all funds within the budget document.

### DESCRIPTION OF EXPENDITURE ACCOUNT (OBJECT) CODES

#### **PERSONAL SERVICES (000 Series)**

- 50001-     Salaries and Wages  
Expenses for all wages and salaries of city employees, including longevity and (except in the case of police and fire personnel) holiday pay.
  
- 50002-     Overtime  
Expenses incurred for payment of overtime wages.
  
- 50003-     Holiday Pay  
Expenses for holiday pay for uniformed police and fire personnel.
  
- 50004-     Temporary/Seasonal Wages  
Expenses for wages of all temporary, part-time and/or seasonal city employees.
  
- 50007-     Fitness Incentive Pay  
Payments made to individual employees as an award for achieving pre-determined proficiency levels of physical fitness and agility.
  
- 50010-     Special Details  
Expenses for special detail overtime for police and fire fighter personnel assigned to activities outside of their normal departmental duties
  
- 50150-     Pension Contribution  
City contribution toward police, fire and library personnel pensions.
  
- 50051-     Monthly Salary and Wages  
Expenses of monthly salaries and wages of members of the City Council and various boards and commissions. Also, monthly pensions of former city employees (excluding police and fire) not covered by the Rhode Island Municipal Employees' Retirement System.

#### **FRINGE BENEFITS (100 Series)**

- 50100-     Employee Benefits  
Expenses for all benefits provided to city employees, including such items as medical and hospital insurance, group life insurance, pension and retirement contributions, and long-term disability insurance.
  
- 50104-     Monthly Employee Benefits
  
- 50105-     Worker's Compensation Expense  
Expense of workers' compensation insurance.



**CONTRACTUAL SERVICES (200 Series)**

Expenses for services provided by other than City employees, except interdepartmental charges, and for legal obligations (debt service) incurred by the City. The contract for services may be either expressed or implied and may include the cost for materials and supplies as part of the contract.

- 50200- Contract Operations  
For payment of the management of the Water Pollution Control Fund to Earthtech.
- 50205- Copy and Binding  
Includes all costs of commercially-done reproduction of information, pictures or drawings, including blue-printing and microfilming, photography, and all costs of binding.
- 50207- Legal Advertisement  
Costs of publishing legal advertisements and notices of meetings, ordinances, revenue-sharing funding, and other official enactments.
- 50210- Dues and Subscriptions  
Includes association dues or membership fees to professional or job-related organizations and all payments for newspapers, magazines, and other printed resource material related to job activities. Also includes books, library media and othe permanent reference material with a useful life longer than three years (books, codes, manuals, films, cassettes, records, pictures).
- 50212- Conference and Training  
Includes registration fees and travel expenses for attendance at conferences or training sessions, either overnight or during the normal work day.
- 50214- Tuition Reimbursements  
Payments to employees for college and extension courses successfully completed under the City's reimbursement policy.
- 50215- Recruitment  
Includes all costs associated with placing employee recruitment advertisements and for securing and administering hiring and promotional tests.
- 50220- Consultant Fees  
The cost of professional, expert services, such as psychological, medical (not fringe benefits), legal (not labor relations), financial, engineering, appraisal, architectural, auditing, general or personnel management, and planning.
- 50225- Contract Services  
The cost of various outside, non-professional services needed to support daily city operations or special programs. Examples of such services are: Outside data processing work, stenographic or clerical assistance, recreational entertainment, security service, service of legal papers, etc.
- 50228- Software Licenses and Warranties
- 50235- Laundry Services  
Charges for the cleaning and care of uniforms and other employee apparel.

- 50238-      Postage and Delivery  
Charges associated with the moving of material: postage, parcel post, freight and express service, delivery of annual report, etc. (If the charge can be identified with the purchase of an article, it is included in the purchase price of the article.)
  
- 50239-      Fire and Liability Insurance  
Premium for all insurance coverage related to buildings and public liability.
  
- 50240-      Motor Vehicle Insurance  
Premium for all insurance related to motor vehicles, boats and marine coverage.
  
- 50247-      Labor Relations  
Includes all costs associated with the negotiation and maintenance of collective bargaining accords (arbitration, mediation, fact-finding, legal representation, etc.).
  
- 50251-      Telephone and Communications  
Costs for telephone service, telegraph, or other forms of electronic communication.
  
- 50305-      Water Charge  
Charges for water service provided by the Newport Water Department
  
- 50306-      Electricity  
Charges for electrical power used in all operations, including street lighting and traffic signals.
  
- 50307-      Natural Gas  
Charges for natural gas, whether provided by pipeline or delivered in bottles or other containers.
  
- 50256-      Refuse Collection  
Charges for collection of refuse and transport to a disposal site.
  
- 50257-      Refuse Disposal  
Charges for disposal (the process of burying or recycling) of refuse.
  
- 50258-      Recycling - Collection  
Charges for the residential collection of recyclable solid waste.
  
- 50260-      Rentals - Equipment and Facilities  
Rental costs for all kinds of equipment and facilities (e.g. offices, vehicular or mechanical equipment, athletic equipment, books, films, records, reference material, storage space or space for meetings and events)
  
- 50267-      Data Processing Service  
Charges for data processing work done on the City's centralized computer (outside data processing work is charged to Support Services, #225)
  
- 50268-      Mileage Reimbursement  
Reimbursement to employees at a fixed per-mile rate for use of their own personal cars on city business (30 cents peer mile).

- 50271- Equipment Service Charge  
All costs associated with the maintenance and operation of all city-owned vehicles that are maintained through the city garage, including: gasoline, oil, insurance, automobile parts and labor.
- 50272- Public Service Contribution  
Voluntary contributions to semi-public and public agencies for governmental, social, medical, environmental, cultural, historical, psychological, and other services provided and seen as benefiting all or part of Newport's residents.
- 50275- Repair and Maintenance, Equipment  
Expense of services performed in repair and maintenance of motors, pumps, tools, generators, etc. Also includes expenses of services performed in repair and maintenance of buildings, streets, sidewalks, catch basins, tennis courts, fields and beaches; expense for repairs to motor vehicles when the repairs are performed by an outside contractor; for example, body shop work, front-end alignments, etc.
- 50278- Mayor and Council Expense  
Appropriation for official expenses involved in performance of duties of the Mayor and Council Members not covered by other expense categories.
- 50284- Public Celebrations  
Costs associated with city-wide celebrations, such as Year 2000, Tall Ships, etc.

**MATERIALS AND SUPPLIES (300 Series)**

Expenses for materials and supplies which are consumed or materially altered when used.

- 50301- Motor Vehicle Fuels  
Includes regular and unleaded gasoline and diesel fuel used in the operation of cars, trucks, boats, and other equipment.
- 50302- Lubricants  
Includes all types of lubricants, such as oil, grease, etc., used in the operation of motor vehicles and other types of machinery and equipment.
- 50304- Heating Oil  
Includes fuels, such as oil, kerosene or coal, used for heating public buildings (excluding utilities - gas or electricity - used for heating purposes).
- 50311 Operating Supplies  
Supplies needed for a specific program activity and unique to that agency (playground supplies, technical engineering supplies, data processing paper, tapes, disc packs, ammunition, batteries for radios), as contrasted to general office supplies used commonly in all agencies. Also includes small hand tools and equipment costing less than \$100 and used by carpenters, plumbers, painters, electricians, mechanics and engineers. Also included all supplies used in recreation supervised activities and supplies used in traffic control and street name identification, sign material, paint, reflectors, etc.
- 50313- Medical Supplies  
Includes the cost of all first-aid supplies, pharmaceuticals and medicines.



- 50320- Uniforms and Protective Gear  
Includes cost of uniforms and other wearing apparel, footwear, individual safety gear (hats, goggles, etc.), uniform insignia and nameplates.
- 50330- Landscaping Supplies  
Includes all materials and supplies used in the beautification and maintenance of city grounds (seed, turf, trees, shrubs, flowers and top soil).
- 50335- Chemicals, Drugs, Lab Supplies  
Includes items used in the testing, treatment and control of water, sewage or other forms of pollution, in the police crime laboratory, and in pest control (insecticides, weed killers, etc.).
- 50339- Laboratory Supplies  
Includes all materials and supplies, including glassware, utilized in laboratory work for various testing procedures and analyses.
- 50340- Roadway Maintenance Supplies  
Includes all supplies used in the maintenance and cleaning of roadways and for constructing courts and other recreational facilities (bituminous, gravel and stone, sand, salt and calcium, catch basin covers, etc.).
- 50341- Sidewalk Maintenance Supplies  
Includes materials used in repair and maintenance of sidewalks and bicycle paths.
- 50345- Building Materials and Supplies  
Supplies or materials necessary for the repair or maintenance of city buildings (paint; minor electrical, plumbing, or structural materials, etc.).
- 50350- Equipment Parts  
Replacement or modification items used in various types of equipment and machinery and minor accessories.
- 50351- Motor Vehicle Parts - Inventory  
Expenses for repair parts for motor vehicles and equipment which are considered to be regular stockroom items, for example, plugs, belts, head lamps, filters, tires, etc.
- 50352- Motor Vehicle Parts - Special Purchase  
Expenses for repair parts for motor vehicles and equipment which do not go through the regular stockroom inventory; for example, fuel pumps, wheels, carburetors, etc.
- 50361- General Office Supplies  
Includes all supplies necessary for the daily operation of an office (stationery, pens, file folders, staples, forms, paper, etc.); All cleaning supplies, such as soap, disinfectants, floor waxes, finishes, paper towels, light bulbs, toilet tissues, rags, and related items; Repair and maintenance service costs for office and communication equipment - typewriters, dictating machines, calculators, reproduction machines, radios in all vehicles or portable radios, data processing equipment, etc., service contract on these items; cost of tables, chairs, cabinets, shelving, etc. with a cost less than \$500.; All supplies for copier and duplicating machines, such as paper, toner, developer, etc.; Computer expenses such as certain hardware and software costs, scanners, toner, disks, etc.; Costs associated with the Mutt Mitt program such as the dispensers, Mutt Mitts, etc.

50374- Graffiti Mitigation  
 Costs associated with the prevention and clean-up of acts of graffiti and vandalism.

**CAPITAL OUTLAY (Capital Improvement Plan)**

50950 Depreciation  
 Yearly depreciation charge, based on straight-line replacement cost over the expected life of each piece of capital equipment exceeding \$1,000 in value.

50420- MIS Equipment  
 All equipment other than office, communication or information processing machinery. To be charged by MIS only.

50424- Office Equipment  
 All machinery used in the daily processing or communication of information (reproduction machines, data processing equipment, typewriters, etc. with a cost of more than \$10,000.00

**FIDUCIARY (500 Series)**

Includes expenses for reserve and contingency accounts, as well as civic support organizations \ which have received annual appropriations.

50575- Local Appropriation - School  
 That portion of the total School Department Budget which is funded by the property tax and appropriated by the City Council.

50505- Self Insurance  
 Expenses for any public liability claims not covered by an insurance carrier.

50510- Unemployment Insurance  
 Expenses for benefits paid to eligible individuals who have been terminated from city employment.

50515- Contingency  
 A contingency fund for all unforeseen and emergency expenses for which no provision was made in the operating budget.

50175- Annual Leave Buy-back  
 A contingency fund from which transfers are made to various salary accounts to offset charges for unused annual leave sold back to the city by employees.

50577- Local Appropriation - Library  
 That portion of the Newport Public Library budget which is funded by the city via a property tax appropriation.

**EMPLOYEE PAY PLANS**  
**FY 2024 and FY 2025 ~ BUDGET MESSAGE**

---

**AFSCME**

The contract with Local 911, RI Council 94, AFSCME, AFL-CIO expires on June 30, 2024.

**NEA**

The contract with NEA expired June 30, 2022.

**IAFF**

The contract with Local 1080, International Association of Firefighters, expires June 30, 2024.

**FOP**

The contract with Lodge #8, Fraternal Order of Police, contract expires June 30, 2024.

**EXECUTIVE, ADMINISTRATIVE AND PROFESSIONAL**

The remaining City employees are non-Union executive, administrative and professional personnel who are paid on a salaried basis.

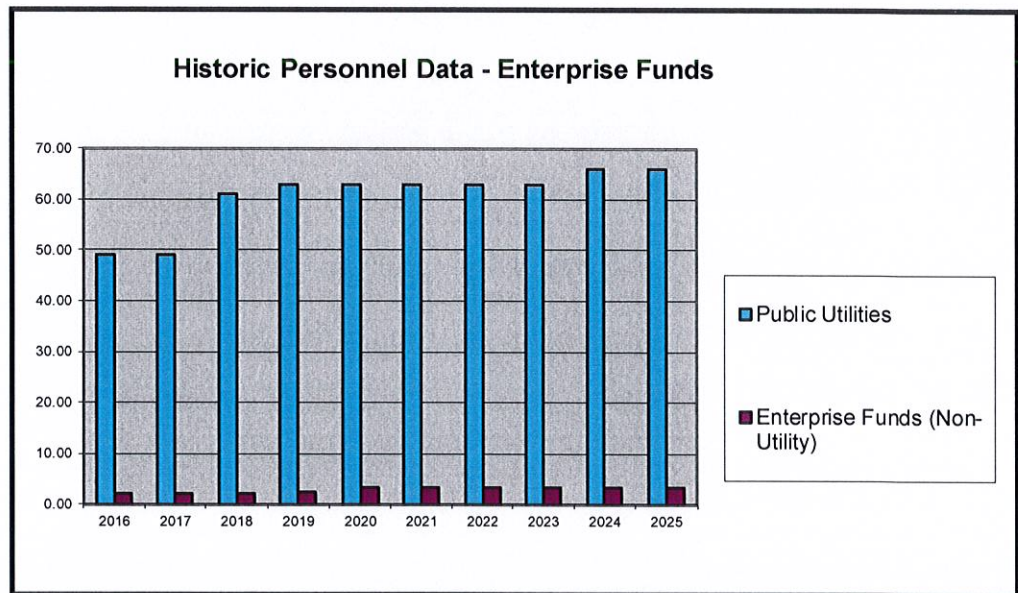
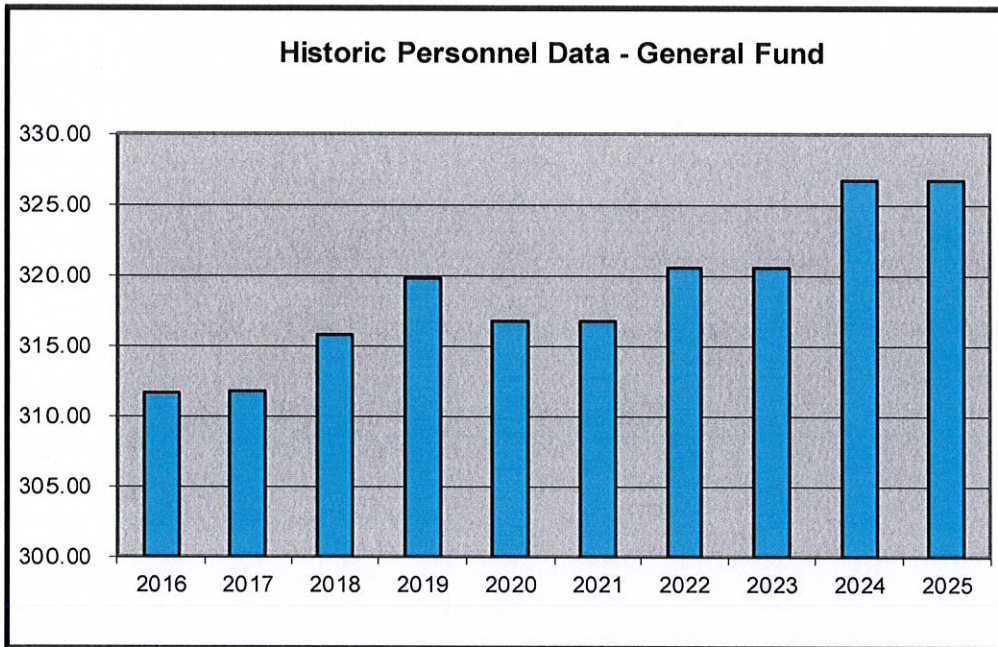


**CITY OF NEWPORT, RHODE ISLAND  
SUMMARY OF FULL-TIME EQUIVALENTS  
BUDGET YEAR 2023-2024 AND 2024-2025**

<u>DEPARTMENT</u>	<u>AUTH FY 21-22</u>	<u>AUTH FY 22-23</u>	<u>MID-YEAR FY 22-23</u>	<u>ADOPTED FY 23-24</u>	<u>PROPOSED FY 24-25</u>
City Council	7.00	7.00	7.00	7.00	7.00
City Manager	6.25	6.25	6.25	9.00	9.00
City Solicitor	3.50	3.50	3.50	4.00	4.00
Canvassing	2.00	2.00	2.00	2.00	2.00
City Clerk/Probate	6.00	6.00	6.00	6.00	6.00
Department of Finance	24.00	24.00	24.00	25.00	25.00
Police Department	107.50	107.50	107.50	107.50	107.50
Fire Department	99.00	99.00	99.00	99.00	99.00
Dept. of Public Services	52.27	52.27	52.27	52.27	52.27
Planning & Development	2.00	2.00	2.00	10.00	10.00
Building Inspections	11.00	11.00	11.00	5.00	5.00
Subtotal General Fund	<u>320.52</u>	<u>320.52</u>	<u>320.52</u>	<u>326.77</u>	<u>326.77</u>
Maritime Fund	2.00	2.00	2.00	2.00	2.00
Equipment Operations Fund	0.73	0.73	0.73	0.73	0.73
Parking Fund	0.50	0.50	0.50	0.50	0.50
Water Pollution Control Fund	16.60	16.60	16.60	17.60	17.60
Water Fund	<u>46.40</u>	<u>46.40</u>	<u>46.40</u>	<u>48.40</u>	<u>48.40</u>
	<b><u>386.75</u></b>	<b><u>386.75</u></b>	<b><u>386.75</u></b>	<b><u>396.00</u></b>	<b><u>396.00</u></b>

1 FTE (Full-time equivalent) is based on 2,080 hours worked annually.

### CITY OF NEWPORT, RHODE ISLAND SUMMARY OF FULL-TIME EQUIVALENTS BUDGET YEARS 2016 ~ 2025



**EXECUTIVE, ADMINISTRATIVE and PROFESSIONAL EMPLOYEES**

**Allocated Pay Plan  
FY2024**

<b>CLASS TITLE</b>	<b>GRADE</b>	<b>FY2024 NUMBER ASSIGNED</b>
Accounting Supervisor	7	1
Administrative Assistant	5	2
Affirmative Action Officer	4	1
Assessor	8	1
Assistant Water Treatment Superintendent	7	1
Budget and Finance Analyst	8	1
Building Official	9	1
City Clerk	10	1
City Engineer	11	1
Community Liaison	9	1
Communications Officer	10	1
Deputy City Clerk	4	1
Deputy City Engineer	9	1
Deputy Director of Information and Technology	10	1
Deputy Finance Director	10	1
Deputy Utilities Director - Engineering	11	1
Deputy Utilities Director - Finance	11	1
Director of Finance and Support Services	15	1
Director of Human Resources	11	1
Director of Information and Technology	11	1
Director of Planning & Economic Development	12	1
Director of Public Services	14	1
Director of Utilities	14	1
Election Administrator	3	1
Executive Assistant, City Manager	6	1
Executive Assistant - Fire Department	4	1
Executive Assistant, Public Services	5	1
Fire Chief	12	1
Human Resources Assistant	4	1
Human Resources Associate	2	1
Legal Assistant	5	1
Police Chief	13	1
Recreation & Beach Administrator	8	1
School Controller	8	1
Short-Term Rental Supervisor	7	1
Superintendent of Facilities Management	9	1
Superintendent of Parks, Grounds & Forestry	9	1
Superintendent of Public Works	9	1
Superintendent of WPC	9	1
Tax Collector	8	1
Utilities Infrastructure Asset Manager	8	1
Utilities Engineer	7	1
Water Quality Production Supervisor	8	1
Zoning Officer	7	1
<b>TOTAL EXECUTIVE, ADMINISTRATIVE AND PROFESSIONAL EMPLOYEES:</b>		<b>45</b>



**EXECUTIVE, ADMINISTRATIVE AND PROFESSIONAL EMPLOYEES  
FY2024 Salary Schedules**

*A 2.5% COLA adjustment is proposed effective July 1, 2023*

		<u>to</u>	
S 1	42,717	to	60,849
S 2	46,137	to	65,717
S 3	49,828	to	70,974
S 4	53,814	to	76,653
S 5	58,119	to	82,784
S 6	62,765	to	89,408
S 7	67,789	to	96,557
S 8	73,214	to	104,286
S 9	79,070	to	112,628
S 10	85,395	to	121,638
S 11	90,890	to	129,466
S 12	98,161	to	139,823
S 13	106,016	to	151,009
S 14	114,495	to	163,090
S 15	123,653	to	176,134

*A 2.5% COLA adjustment is proposed effective July 1, 2024*

		<u>to</u>	
S 1	43,785	to	62,370
S 2	47,290	to	67,360
S 3	51,074	to	72,748
S 4	55,159	to	78,569
S 5	59,572	to	84,854
S 6	64,334	to	91,643
S 7	69,484	to	98,971
S 8	75,044	to	106,893
S 9	81,047	to	115,444
S 10	87,530	to	124,679
S 11	93,162	to	132,703
S 12	100,615	to	143,319
S 13	108,666	to	154,784
S 14	117,357	to	167,167
S 15	126,744	to	180,537

Employees in this category will receive increases based on annual merit.

**SUPERVISORY EMPLOYEES - N.E.A.  
Effective July 1, 2021  
Allocation to Pay Plan**

<b>CLASS TITLE</b>	<b>UNION SUPERVISORY GRADE</b>	<b>FY2023 NUMBER ASSIGNED</b>
Administrative Assistant - Finance	2	1
Assistant Planner	3	1
Assistant Supervisor of Public Works	4	1
Assistant Superintendent of WPC	4	1
City Planner	5	1
Deputy Harbormaster	3	1
Deputy Tax Assessor	3	1
Deputy Zoning Officer	2	1
Deputy Zoning Officer (Part-Time)	\$13.00 to \$19.04/hourly	1
Executive Secretary	1	1
Financial Analyst - Utilities	3	1
GIS Coordinator	3	1
Harbormaster	6	1
Laboratory Supervisor	4	1
Microbiologist	3	1
Municipal Court Administrator	2	1
Preservation Planner	5	1
Purchasing Agent	3	1
Recreation Program Supervisor	3	1
Research & Development Administrator	2	1
Short-Term Rental Compliance Officer	1	1
Supervisor of Water Distribution/Collection	5	1
<b>TOTAL N.E.A. SUPERVISORY EMPLOYEES:</b>		<b>22</b>

**SUPERVISORY EMPLOYEES - N.E.A.**

**Salary Schedule**

*The contract with Local 840, Newport Municipal Employees Assoc., NEA of RI, expired on June 30, 2022.*

**Effective 07/01/2021**

<b>GRADE</b>	<b>1</b>	<b>2</b>	<b>3</b>	<b>4</b>	<b>5</b>	<b>6</b>	<b>7</b>	<b>8</b>	<b>9</b>	<b>10</b>	<b>11</b>
1	43,637.44	44,946.59	46,301.40	47,679.78	49,103.45	50,573.41	52,089.25	53,650.97	55,258.78	56,912.48	58,612.06
2	50,182.97	51,698.82	53,260.53	54,868.35	56,521.84	58,221.41	59,966.88	61,758.43	63,618.60	65,525.09	67,500.17
3	56,705.58	58,405.16	60,150.62	61,964.91	63,825.51	65,731.78	67,706.86	69,728.06	71,818.06	73,976.89	76,204.76
4	62,952.67	64,835.99	66,788.14	68,786.17	70,853.46	72,989.35	75,171.13	77,421.96	79,741.58	82,130.26	84,587.76
5	68,625.58	70,692.65	72,805.61	74,987.38	77,238.19	79,557.83	81,946.50	84,404.00	86,930.33	89,548.63	92,235.76
6	73,425.67	75,630.59	77,904.35	80,246.93	82,658.33	85,138.98	87,688.24	90,329.50	93,039.77	95,841.61	98,712.90



COUNCIL 94 MUNICIPAL EMPLOYEES

Allocation to Pay Plan and Number Assigned to Grade

<b>Job Title</b>	<b>Grade</b>	<b>Job Title</b>	<b>Grade</b>
Account Clerk	U1	Public Safety Dispatcher	U3
Accounting Clerk	U4	Records Clerk	U1
Animal Control Officer	U4	School Accounts Payable Clerk	U4
Assistant Building Official	U6	School Payroll Clerk	U4
Assistant City Engineer	U6	School/City Plumber	U7
Custodian	U1	Senior Account Clerk	U4
Distribution/Collection Foreman	U5	Senior Clerk	U1
Distribution/Collection Mechanic	U4	Senior Clerk, Public Services	U3
Distribution/Collection Operator	U3	Senior Clerk Typist	U2
Electrical Inspector	U4	Senior Clert Typist, Assessing	U3
Engineering Technician	U5	Senior Clerk Typist, Public Services	U3
Foreman	U5	Senior Maintenance Person	U5
Forester	U4	Senior Principle Clerk	U3
Groundskeeper	U3	Skilled Laborer Equipment Operator	U3
Heavy Equipment Operator-Public Services	U4	Sweeper Operator	U3
Heavy Equipment Operator-Utilities	U4	Water Laborer	U2
Housing Inspector	U3	Water Meter Foreman	U6
Laborer	U1	Water Meter Repairman/Reader	U2
Laborer Equipment Operator	U3	Water Plant Operator Grade 1	U2
Maintenance Mechanic	U3	Water Plant Operator Grade 2	U3
Maintenance Person	U3	Water Plant Operator Grade 3	U4
Parts & Inventory Control Tech.	U4	WPC Engineering Technician	U5
Plumbing & Mechanical Inspector	U4	WPC Foreman	U5
Police Clerk Typist	U1	WPC Heavy Equipment Operator	U4
Principal Records & P/R Account Clerk	U4	WPC Laborer	U1
Principal Water Account Clerk	U2	WPC Laborer Equipment Operator	U3
		WPC Robotic Camera Operator Inspector	U5

**COUNCIL 94 MUNICIPAL EMPLOYEES**

**FY2024 Salary Schedules**

*The contract with Local 911, RI Council 94, AFSCME, AFL-CIO will expire on June 30, 2024.*

AFSCME POSITIONS  
Per Contract \$2,500 Is Added to Each Step Effective July 1, 2023

GRADE	A	B	C	D	E	F	G
U1	43,586	44,714	45,873	47,070	48,302	49,570	50,880
U2	46,718	47,939	49,198	50,493	51,828	53,202	54,617
U3	49,850	51,163	52,520	53,916	55,353	56,833	58,359
U4	52,981	54,390	55,842	57,340	58,879	60,466	62,097
U5	56,113	57,616	59,164	60,760	62,403	63,988	65,839
U6	59,247	60,842	62,488	64,182	65,928	67,725	69,577
U7	64,882	66,649	68,468	70,343	72,274	74,262	76,309

**FRATERNAL ORDER OF POLICE  
 LODGE NO. 8  
 ALLOCATION TO PAY PLAN AND NUMBER ASSIGNED  
 FY 2024**

*The contract with Lodge #8, Fraternal Order of Police, contract expires June 30, 2024.*

**Effective July 1, 2023**

<b>GRADE</b>	<b>CLASS TITLE</b>	<b>A</b>	<b>B</b>	<b>C</b>	<b>D</b>	<b>E</b>
<b>P01</b>	Police Officer (Pre 7/1/97)	62,843	70,960	76,405	78,365	
<b>P09</b>	Police Officer (Post 7/1/97)	58,692	63,080	67,810	72,900	78,365
<b>P02</b>	Investigator					83,062
	Training Officer					83,062
<b>P09</b>	Accreditation Officer					83,062
<b>P06</b>	Community Police Officer					83,062
<b>P08</b>	BCI Officer					83,062
<b>P03</b>	Sergeant				84,059	87,075
<b>P04</b>	Lieutenant				93,513	96,887
<b>P05</b>	Captain				102,713	107,943

**Total Police Personnel**

*Not including Police Chief*



**LOCAL 1080  
ALLOCATION TO PAY PLAN AND NUMBER ASSIGNED  
Pay Plan Effective July 1, 2023**

*The contract with Local 1080, International Association of Firefighters, expires June 30, 2024.*

<b>GRADE</b>	<b>CLASS TITLE</b>	<b>A</b>	<b>B</b>	<b>C</b>	<b>D</b>	<b>E</b>	<b>FY 2023-2024 Number Assigned</b>
<b>F01</b>	Fire Fighter	44,764.30	49,536.66	56,529.41	62,242.96	73,919.46	65
<b>F02</b>	Lieutenant					79,914.22	12
<b>F03</b>	Captain					88,050.98	8
<b>F04</b>	Captain/Superintendent Fire Suppression					89,181.66	1
<b>F05</b>	Captain, Superintendent Fire Alarm					89,181.66	1
<b>F06</b>	Fire Marshal					107,489.62	1
<b>F07</b>	Deputy Chief					97,718.40	4
<b>F08</b>	Senior Deputy Chief					99,672.14	1
<b>F10</b>	Captain Fire Inspection					89,181.66	1
<b>F11</b>	Captain Fire Prevention					89,181.66	1
<b>F12</b>	Deputy Chief/Training Officer/EMS Coordinator					97,718.40	1
<b>TOTAL FIRE PERSONNEL</b>							<b>96</b>

PART-TIME, TEMPORARY, SEASONAL and UNCLASSIFIED EMPLOYEES

SALARY SCHEDULE  
Effective July 1, 2023

HOURLY EMPLOYEES

Alternative Local Building Official	30.00 - 45.00/hr	Lifeguard Supervisor	State Min. - 23.75/hr
Animal Control Officer	State Min. - 22.75/hr	Maintenance Person	State Min. - 28.75/hr
Assistant Beach Manager	State Min. - 25.75/hr	Office Manager	State Min. - 20.75/hr
Assistant Harbor Master	State Min. - 25.75/hr	Parking Attendants	State Min. - 15.75/hr
Beach Equipment Operator	State Min. - 25.75/hr	Parking Inspector	State Min. - 21.75/hr
Billing Clerk	State Min. - 20.75/hr	Planning Aide	State Min. - 18.75/hr
Certified Recreation Instructor	15.00 - 53.00/ hr	Playground Leaders	State Min. - 18.75/hr
City Intern	State Min. - 25.00/hr	Program Coordinator	State Min. - 21.75/hr
Civilian Dispatcher	20.00 - 25.75/hr	Property Management Aide	State Min. - 20.75/hr
Clerk Typist/Cashier	State Min. - 18.75/hr	Recreation Activities Coordinator	State Min. - 27.75/hr
Construction Inspector/Flagperson	35.00 - 45.00/hr	Recreation Super./Watchperson	State Min. - 20.75/hr
Custodian	State Min. - 21.75/hr	Restroom Aide	State Min. - 18.75/hr
Deputy Zoning Officer	13.00 - 24.75/hr	Retired P.O. Corps	FOP Detail Rate
Dock Attendent	State Min. - \$21.75	Secretary	State Min. - 21.75/hr
Foreman	State Min. - 32.00/hr	Sidewalk Sweeper Operator	State Min. - 21.75/hr
Grant Writer	20.00 - 50.00/hr	Sweeper Operator	State Min. - 25.75/hr
Groundskeeper	State Min. - 26.75/hr	Sports Facilities Manager	State Min. - 21.75/hr
Harbor Master's Assistant	State Min. - 22.75/hr	Traffic Aide	State Min. - 20.75/hr
Harbor Facility Manager	State Min. - 25.75/hr	Traffic Aide Coordinator	State Min. - 22.75/hr
Laborer/Attendant	State Min. - 21.75/hr	Transportation Supervisor	20.00 - 32.00/hr
Lifeguard	State Min. - 21.75/hr	VIN Inspector	State Min. - 18.75/hr

ON-CALL EMPLOYEES

Matron	State Min. - 22.75/hr
Police Auxiliary	State Min. - 19.75/hr
Recreation Instructor	State Min. - 30.00/hr
Referees and Officials	State Min. - 30.00/hr
Rotunda Coordinator	15.00 - 27.75/hr
Scorer	State Min. - 19.75/hr
Water Plant Operator	State Min. - 22.75/hr

SALARIED EMPLOYEES

Building Code Inspector	250 per diem
Caretaker (Water Dept.)	5,300 per annum
Firefighter Trainee (Fire Academy)	830 per week
Parking Lot Manager	720 per week
Police Officer Trainee (Municipal Academy)	910 per week
PUC Approved Water Caretaker	13,100 per annum
Park Rangers	30.00 per hour

ELECTION POLL WORKERS

Canvassing Poll Worker Training	25.00 per Training
Canvassing Poll Assistant Clerk	175.00 per Election
Canvassing Poll Clerk	200.00 per Election
Canvassing Poll Greeter	125.00 per Election
Canvassing Poll Supervisor	150.00 per Election
Canvassing Poll Assistant Warden	175.00 per Election
Canvassing Poll Warden	200.00 per Election

UNCLASSIFIED - Effective July 1, 2023

City Manager	186,985 per annum
City Solicitor	102,127 per annum
Asst. City Solicitor for Civil Litigation	83,815 per annum
Asst. City Solicitor for Law Enforcement	36,405 per annum
Asst. City Solicitor for HDC	45,000 per annum
Municipal Court Judge	37,331 per annum
Probate Judge	15,476 per annum
Canvassing Board Members	1,472 per annum

## Glossary

**Accrual Basis of Accounting** – a method of accounting that recognizes the financial effect of transactions, events and interfund activities when they occur, regardless of the timing of related cash flows.

**ACFR** – Annual Comprehensive Financial Report – financial report that contains, at a minimum, three sections: introductory, financial and statistical. The CAFR is often loosely referred to as the audited financial statements.

**ADA** – Americans with Disabilities Act – federal laws requiring accessibility and equal treatment for anyone with a disability.

**Adopted Budget** – the final operating and capital budget approved by the City Council after public hearings and amendments to the proposed budget, if applicable; becomes the legal guidance to the City management and departments for spending levels.

**Allocate** – To set apart or earmark for a specific purpose

**ALS** – Advanced Life Support – a type of medical assistance given by paramedics and/or emergency medical technicians (EMT's).

**Appropriation** – an authorization made by the City Council that permits officials to incur obligations against and to make expenditures of governmental resources. Appropriations are usually made for fixed amounts and are granted for a one-year period.

**Assessed Value** – the fair market value placed upon real and personal property by the City as the basis for levying property taxes.

**Balanced Budget** – a budget in which the revenues meet or exceed the appropriation in a given year. For enterprise funds, a balanced budget is one in which the cash inflows equal or exceed the cash outflows.

**Basis of Accounting** – the timing of recognition, that is, when the effects of transactions or events should be recognized for financial reporting purposes.

**Bond Debt Instrument** – a written promise to pay a specified sum of money (called principal or face value) at a specified future date (maturity date) along with periodic interest paid a specified percentage of the principal. Bonds are typically used for long-term debt to pay for specific capital expenditures.

**Bond Ratings** – a rating of quality given on any bond offering as determined by an independent agency in the business of rating such offerings.



**Budget** – a plan of financial operation including an estimate of proposed means of financing (revenue estimates). The term also sometimes is used to denote the officially approved expenditure ceilings under which the City and its departments operate.

**Budget Calendar** – the schedule of key dates or milestones that the City follows in the preparation and adoption of the budget.

**Budget Guidelines** – the explicit instructions given to each department on an annual basis for its operating budget preparation.

**Capital Improvement Plan (CIP)** – a five-year plan of proposed capital expenditures for long-term improvements to the City's facilities including water, water pollution control, parking facilities and Easton's Beach; identifies each project and source of funding.

**Capital Improvement or Project** – Any acquisition or lease of land; the purchase of major equipment and vehicles valued in excess of \$15,000; construction or renovation of buildings, infrastructure or facilities including engineering, design and other preconstruction costs; major building improvements, with an estimated cost in excess of \$15,000, that are not routine expenses and that substantially enhance the value of a structure; or major equipment or furnishings, with an estimated cost in excess of \$15,000, required to furnish new buildings or facilities.

**CDBG** – Refers to the Community Development Block Grant program funded by the United States Department of Housing and Urban Development (HUD) to improve the housing, neighborhood, and economic conditions of the City's low and moderate income residents through a comprehensive approach to planning and implementing programs and activities.

**COLA** – Cost of living adjustment based on either the change in the most recent Federal Consumer Price Index for urban wage earners and clerical workers (CPI-W) for Boston, Massachusetts or by Union contract.

**Consumer Price Index (CPI)** – a measure, calculated by the United States Department of Labor, commonly used to indicate the rate of inflation.

**Contingency** – a budgetary reserve set aside for emergencies or unforeseen expenditures for which no other budget exists. General Fund use of the contingency may only be approved by the City Council.

**CRMC** – Coastal Resources Management Council - With 420 miles of beautiful Rhode Island coastline, the RI CRMC is charged with managing for all of our citizens - and those to come - the high quality of life that we expect from our coastal resources.

**CY** – Calendar Year

**Debt Per Capita** – total outstanding debt divided by the population of the City.

**Debt Ratio** – a measure used that determines the annual debt service or outstanding debt as a percentage of some other item which is generally an indication of the ability of the City to repay the debt; examples include annual debt service as a percentage of total annual expenditures and total outstanding debt as a percentage of total assessed value.

**Debt Service** – the payment of principal and interest to holders of the City's debt instruments.

**Department** – An entity, such as the Department of Public Works, that coordinates services in a particular area.

**EMS** – emergency medical services.

**Encumbrance** – a reservation of funds that represents a legal commitment, often established through contract, to pay for future goods or services.

**Enterprise Funds** – account for the financing of services to the general public whereby all or most of the operating expenses involved are recorded in the form of charges to users of such services. The enterprise funds consist of the Water Fund, Water Pollution Control Fund, Parking Facilities Fund, and Easton's Beach Fund.

**ERP** – Enterprise Resource Planning – multi-module software packages designed to integrate business functions and to facilitate management of major business functions such as financial accounting, purchasing, human resources, payroll and billing.

**Expenditure** – actual outlay of monies for goods or services.

**Expenses** – expenditures and encumbrances for goods and services.

**Fair Market Sales** – defined as an "arm's length" transaction where there is a willing buyer and a willing seller, neither of which is under pressure to sell or buy. This excludes transfers such as sales within a family, foreclosures or sales to a governmental unit.

**Flat-funded** – funded at the same dollar amount as last year.

**Fringe Benefits** – the employer contributions paid by the City as part of the conditions of employment. Examples include health and dental insurance, state public employees retirement system and the Police and Fire Retirement Systems and life insurance.

**Full-Time Equivalent (FTE)** – a measure for determining personnel staffing, computed by equating 2,080 hours of work per year with one full-time equivalent position.

**Fund** – an independent fiscal and accounting entity with a self-balancing set of accounts recording cash and/or other resources together with all related liabilities, obligations, reserves, and equities that are segregated for the purpose of carrying on specific activities.

**Fund Balance** – the excess of an entity’s assets over its liabilities also known as excess revenues over expenditures or net assets. A negative fund balance is sometimes called a deficit.

**Fund Transfer** – movement of resources from one fund to another which can only be authorized by the City Council.

**FY** – Fiscal year which for the City begins on July 1 and ends on June 30

**GAAP** – generally accepted accounting principles – conventions, rules and procedures that serve as the norm for the fair presentation of financial statements.

**GASB** – Governmental Accounting Standards Board – an organization that provides the ultimate authoritative accounting and financial reporting standards for state and local governments.

**General Fund** – a fund type used to account for the ordinary operations of the City government that are financed from taxes and other general revenues. It is used to account for all operations and/or programs that are not required to be reported in other funds. It is the largest fund in the City’s budget and is often the fund most generally referred to by others.

**General Obligation Bond** – a bond for which the full faith and credit of the City is pledged for payment.

**Governmental Funds** - Funds generally used to account for tax-supported activities- the general fund, special revenue funds, and debt service funds are all governmental funds.

**Grants** – Contributions of cash or other assets from another government or entity to be used or expended for a specific purpose.

**HDC** – Historic District Commission

**HOPE VI Project** – The rehabilitation of affordable housing in the City’s north end. Hope VI refers to the type of federal grant used to assist with the project.

**Infrastructure** – public systems and facilities, including water and sewer systems, roads, bridges, schools, beaches, harbors and other systems.

**Internal Service Charges** – charges to City departments for gasoline and assigned vehicle repairs and maintenance provided by the equipment operations fund.

**Internal Service Funds** – Fund established to finance and account for services furnished by a designated City Department to other departments. The Internal Service Fund includes fleet maintenance which is the department that provides maintenance, repair and fuel services to vehicles.



**Major Fund** – Governmental fund or enterprise fund reported as a separate column in the basic fund financial statements and subject to a separate opinion in the independent auditor’s report. The general fund is always a major fund. Otherwise, major funds are funds whose revenues, expenditures/expenses, assets, or liabilities (excluding extraordinary items) are at least 10 percent of corresponding totals for all governmental *or* enterprise funds and at least 5 percent of the aggregate amount for all governmental *and* enterprise funds for the same item. Any other government or enterprise fund may be reported as a major fund if the government’s officials believe that fund is particularly important to financial statement users.

**MIS Services** - stands for management information services and covers all communications equipment and computer technology.

**Modified Accrual Basis of Accounting** – uses a current financial resources measurement focus. Revenues are recognized as soon as they are both measurable and available. Revenues are considered to be available when they are collectible within the current period or within 60 days of the end of the current fiscal period. Expenditures are generally recorded when a liability is incurred, however, debt service expenditures, as well as expenditures related to compensated absences and claims and judgments, are recorded only when payment is due.

**Non-Departmental Accounts** – accounts used to record expenditures that cannot or have not been allocated to individual departments.

**OPEB** – Other Post-Employment Benefits which include retiree health insurance for qualified employees and retiree life insurance for qualified police employees. Amounts are currently budgeted and funded on a pay-as-you-go basis. A trust has been set up so that funds can be accumulated for qualified retirees. The trust is being funded by health insurance premium sharing by employees. It is anticipated that larger contributions will be made starting in FY2009.

**Pension Trust Funds** – accounts for the activities of the Police Retirement Fund and the Fire Retirement Fund, which accumulate resources for pension benefits to qualified police or fire retirees.

**Performance Measure** – an indicator of the attainment of an objective; it is a specific quantitative measure of work performed or services provided within an activity or program, or it may be a quantitative measure of results obtained through a program or activity.

**Permanent Funds** – used to account for resources legally held in trust for specific functions, normally provided by governments. In most cases, only the earnings of the principal can be spent.

**Private-Purpose Trust Fund** – used to account for resources legally held in trust for use by outside individuals, trusts or organizations to provide awards and scholarships in accordance with a donor’s specific instructions or criteria.

**Proposed Budget** – the operating and capital budgets submitted to the City Council by the City Manager.

**Proprietary Fund** – funds that account for operations that are financed in a manner similar to private business enterprise; consists of enterprise funds and internal service funds.

**PUC or RIPUC** – Public Utilities Commission of the State of Rhode Island – has regulatory authority over the City’s water system.

**QZAB** – qualified zone academy bond – this is a type of financing used in conjunction with general obligation bonds and private donations to rebuild Thompson Middle School.

**Real Property** – Real estate, including land and improvements classified for purposes of assessment.

**Reserve** – an account used to indicate that a portion of fund equity is legally restricted.

**Revenue** – the income received by the City in support of a program of services to the community; includes such items as property taxes, fees, user charges, grants, fines, interest income and miscellaneous revenue.

**Revenue Estimate** – a formal estimate of how much revenue will be earned from a specific revenue source for some future period – typically a future fiscal year.

**Salaries** – the amounts paid for personal services rendered by employees in accordance with rates, hours, terms and conditions authorized by law or stated in Union contracts. This category also includes overtime and temporary help.

**Special Revenue Fund** – Funds established to segregate resources restricted to expenditures for a specific purpose. An example would be the CDBG fund.

**Tax Rate** – the amount of tax levied for each \$1,000 of assessed value.

**UDAG** – Urban Development Action Grant – an original grant was given to the City by the Federal Housing and Urban Development Agency (HUD). The grant is used to issue loans for development in the City. All loans and terms of the loans must be approved by the City Council. Repayments and interest are returned to the UDAG fund so that they can be used to issue loans in the future.

**User Fees** – the payment of a fee for direct receipt of a public service by the person benefiting from the service.

**Water Fund** – Utility Enterprise Fund responsible for providing drinking water that meets standards established by the US Environmental Protection Agency (EPA) and the Rhode Island Department of Health (RIDOH). The Water Division is licensed by the RIDOH as a Public Water Supplier, License # 1592010. The Water Division is also required to report to the Rhode Island Water Resources Board.

The Water Division operates and manages the source water reservoirs, treatment plants, storage tanks and distribution system. The City's water distribution system also services the Town of Middletown and a small portion of the Town of Portsmouth. We also sell water wholesale to the Portsmouth Water and Fire District and Naval Station Newport.

**Water Pollution Control Fund** - Utility Enterprise Fund responsible for providing wastewater treatment for the residents of Newport. In addition we provide wastewater treatment on a wholesale basis to the Town of Middletown and Naval Station Newport. The Water Pollution Control Division also manages the storm drainage system within the City.

The sanitary sewer collection system and waste water treatment facility are operated and maintained in accordance with a service contract with United Water, Inc. The City and United Water are issued a Rhode Island Pollutant Discharge Elimination System Permit # RI0100293 to operate the wastewater facilities.

**Working Capital** - The excess of total current assets over total current liabilities to be used.