

Newport		Budget to Actual 1									
Fiscal Year	A	B	C	D	E	F	G	H	I	J	
	2019	2020	2021	2021	2021	2021	2022	2023	2024	2025	
1a	Levy subject to 6.44-5-2	75,995	77,615	-	-	-	-	-	-	-	
1b	Motor Vehicle Levy	1,845	1,765	-	-	-	-	-	-	-	
2	PILOT and Tax Treaties (included in Levy)	14	-	-	-	-	-	-	-	-	
3	PILOT and Tax Treaties (excluded from Levy)	[219]	(464)	-	-	-	-	-	-	-	
4	Adjustments to Current Year Levy	[3]	(95)	-	-	-	-	-	-	-	
5	Adjustments to Prior Year's Levy	98.6%	97.6%	0.0%	0.0%	0.0%	0.0%	0.0%	0.0%	0.0%	
6	Current Year Collection Rate										
7	Property Tax	77,331	78,914	-	-	-	-	-	-	-	
8	Local Non-Property Tax Revenues	16,696	16,941	-	-	-	-	-	-	-	
9	Federal Aid	6,285	6,189	-	-	-	-	-	-	-	
10	State Aid	1,377	-	-	-	-	-	-	-	-	
11	Other Revenue	101,668	102,493	-	-	-	-	-	-	-	
12	Municipal Education Appropriation	578	1,300	-	-	-	-	-	-	-	
13	Total Revenue	23,159	24,062	-	-	-	-	-	-	-	
14	Financing Sources	3,003	3,488	-	-	-	-	-	-	-	
15	Compensation	4,793	4,894	-	-	-	-	-	-	-	
16	Overtime	1,030	1,054	-	-	-	-	-	-	-	
17	Health Insurance	12,590	12,589	-	-	-	-	-	-	-	
18	Other Benefits	3,799	3,746	-	-	-	-	-	-	-	
19	Pension	14,862	16,070	-	-	-	-	-	-	-	
20	OPEB	27,459	27,008	-	-	-	-	-	-	-	
21	Operations	1,151	1,312	-	-	-	-	-	-	-	
22	Municipal Education Appropriation	4,297	4,100	-	-	-	-	-	-	-	
23	Municipal Debt Service	96,114	98,243	-	-	-	-	-	-	-	
24	School Debt Service	4,278	4,378	-	-	-	-	-	-	-	
25	Total Expenditures	2,060	1,171	-	-	-	-	-	-	-	
26	Financing Uses	-	-	-	-	-	-	-	-	-	
27	Net Change (row 13+14-25-26)	-	-	-	-	-	-	-	-	-	
28	Appropriated Fund Balance	-	-	-	-	-	-	-	-	-	
29	Prior Period Adjustments - RTP Non-audit	-	332	-	-	-	-	-	-	-	
30	Prior Period Adjustments - Audit	-	-	-	-	-	-	-	-	-	
31	Total Prior Period Fund Balance (rows 29 to 30)	26,622	26,662	-	-	-	-	-	-	-	
32	Non-spendable**	64	4,749	-	-	-	-	-	-	-	
33	Restricted***	-	163	-	-	-	-	-	-	-	
34	Committed	1,800	1,034	-	-	-	-	-	-	-	
35	Assigned	-	-	-	-	-	-	-	-	-	
36	Unassigned	14,679	24,239	-	-	-	-	-	-	-	
37	Enterprise Fund Net Position	12,119	-	-	-	-	-	-	-	-	

*Total MTPA or Total Municipal Transparency Amount, is the financial activity for all reportable funds and is available for all reporting periods. For schools this reflects all funds of the school department excluding internal service and fiduciary funds, while for municipalities this includes financial statement general fund and some other funds such as special revenue, enterprise, and debt service. Inclusion and/or exclusion of funds is based on Municipal Transparency Portal Implementation Guidance. In general, excluded funds from municipal reporting are fiduciary, capital project, internal service, water, sewer, and storm water. Some Funds may be added or removed from one year to the next.

The amounts reported in the columns with the headings marked Audited Actual [A,B] are derived from annual audit reports *Fund balance classifications (rows 32 and 33) may include net position if Enterprise Fund activity is reported prior to FY19.

^ This Transparency Report is required under RI General Law 45-32-22.1(j) to be signed and posted to the Municipality's website. Any missing data from any of the columns is due to this information not being currently available, the Municipality/School District failing to report in a prior period, or the information is not applicable.

^^ The data found in this report has been summarized for the purposes of display. The raw data which includes department level information along with visualization tools, definitions, as well as a listing of definition and coding changes between years can be found by going to <https://www.municipalfinance.ri.gov/> and clicking on Municipal Transparency Portal tab. The Audited Actual information is derived from the MTP-2 report that can be found in the Municipality/Regional School District's corresponding fiscal year report under supplementary information. The details on which funds are included in Total MTPA are provided in the Annual Supplemental Transparency Report (MTP2) and Combining Schedules of Reportable Government Services with Reconciliation to MTP2, which can be found in the annual audit reports.

^^^ Report in thousands

Newport school district		Budget to Actual 1									
Fiscal Year		A	B	C	D	E	F	G	H	I	J
		2019	2020	2021	2021	2021	2021	2022	2023	2024	2025
1a	Levy subject to § 44-5-2										
1b	Motor Vehicle Levy										
2	PLOI and Tax Treaties (included in Levy)										
3	PLOI and Tax Treaties (excluded from Levy)										
4	Adjustments to Current Year Levy										
5	Adjustments to Prior Year's Levy										
6	Current Year Collection Rate										
7	Property Tax	1,054	1,077	-	-	-	-	-	-	-	-
8	Local Non-Property Tax Revenues	5,105	4,532	-	-	-	-	-	-	-	-
9	Federal Aid	32,619	31,979	-	-	-	-	-	-	-	-
10	State Aid	498	870	-	-	-	-	-	-	-	-
11	Other Revenue	27,459	27,008	-	-	-	-	-	-	-	-
12	Municipal Education Appropriation	46,769	45,466	-	-	47,219	-	-	-	-	-
13	Total Revenue										
14	Financing Sources										
15	Compensation	24,499	24,148	-	-	-	-	-	-	-	-
16	Overtime	38	30	-	-	-	-	-	-	-	-
17	Health Insurance	3,644	3,527	-	-	-	-	-	-	-	-
18	Other Benefits	3,866	3,790	-	-	-	-	-	-	-	-
19	Pension	3,194	3,845	-	-	-	-	-	-	-	-
20	OPEB	2,655	2,783	-	-	-	-	-	-	-	-
21	Operations	10,009	8,601	-	-	-	-	-	-	-	-
22	Municipal Education Appropriation	-	-	-	-	-	-	-	-	-	-
23	Municipal Debt Service	-	-	-	-	-	-	-	-	-	-
24	School Debt Service	-	-	-	-	-	-	-	-	-	-
25	Total Expenditures	66,305	44,725	-	-	47,219	-	-	-	-	-
26	Financing Uses	-	-	-	-	-	-	-	-	-	-
27	Net Change (row 13+14-25-26)	464	741	-	-	-	-	-	-	-	-
28	Appropriated Fund Balance	-	-	-	-	-	-	-	-	-	-
29	Prior Period Adjustments - MTP Non-audit	-	-	-	-	-	-	-	-	-	-
30	Prior Period Adjustments - Audit	-	-	-	-	-	-	-	-	-	-
31	Total Prior Period Fund Balance (rows 32 to 36)	(413)	50	-	-	-	-	-	-	-	-
32	Non-spendable**	-	114	-	-	-	-	-	-	-	-
33	Restricted***	260	541	-	-	-	-	-	-	-	-
34	Committed	229	136	-	-	-	-	-	-	-	-
35	Assigned	-	-	-	-	-	-	-	-	-	-
36	Unassigned	(439)	-	-	-	-	-	-	-	-	-
37	Enterprise Fund Net Position	-	-	-	-	-	-	-	-	-	-

*Total MTPA or Total Municipal Transparency Amount, is the financial activity for all reportable funds and is available for all reporting periods. For schools this reflects all funds of the school department excluding internal service and fiduciary funds, while for municipalities this includes financial statement general fund and some other funds such as special revenue, enterprise, and debt service. Inclusion and/or exclusion of funds is based on Municipal Transparency Portal Implementation Guidance. In general, excluded funds from municipal reporting are fiduciary, capital project, internal service, water, sewer, and storm water. Some Funds may be added or removed from one year to the next.

**The amounts reported in the columns with the headings marked Audited Actual (A,B) are derived from annual audit reports

***Fund balance classifications (rows 32 and 33) may include net position if Enterprise Fund activity is reported prior to FY19.

† This Transparency Report is required under RI General Law 45-12-22.2 (J) to be signed and posted to the Municipality's website. Any missing data from any of the columns is due to this information not being currently available; the Municipality/School District failing to report in a prior period, or the information is not applicable.


†† The data found in this report has been summarized for the purposes of display. The raw data which includes department level information along with visualization tools, definitions, as well as a listing of definition and coding changes between years can be found by going to <http://www.municipalfinance.ri.gov/> and clicking on Municipal Transparency Portal tab. The Audited Actual information is derived from the MTP-2 report that can be found in the Municipality/Regional School District's corresponding fiscal year audit report under supplementary information. The details on which Funds are included in Total MTPA are provided in the Annual Supplemental Transparency Report (MTP2) and Combining Schedules of Reportable Government Services with Reconciliation to MTP2, which can be found in the annual audit reports.

††† Report in thousands

All columns on pages 1 and 2, except for A and B, are based on the municipality's or school district's most currently available information at the time of submission and are unaudited; the financial information in these columns are subject to change.

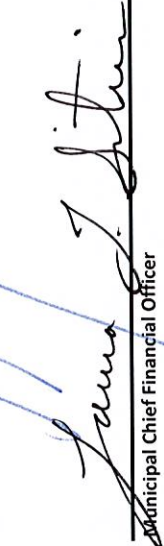
This report may encompass the following reporting periods:

- o Adopted Budget Survey (§ 44-35-10 (b)) due within 30 days of final action on budget by Municipality/Regional School District
- o 5 Year Forecast (§ 44-35-10 (c)) due within 30 days of final action on budget by Municipality/Regional School District
- o Budget to Actual (§ 45-12-22.2 (b)) due 25 days after fiscal quarters 2, 3, and 4
- o Municipal Data Report (§ 45-12-22.2 (c)) due prior to finalization of Municipal/Regional School District audit (included in final audit as supplementary information).




Municipal Chief Executive Officer

2/17/21
Date



Municipal Chief Financial Officer

2/17/2021
Date



Superintendent of Schools

February 16, 2021
Date



School Business Manager

2/16/21
Date