



FY2025 PROPOSED BUDGET  
Department of Building & Inspections  
April 30, 2024

# Department of Building & Inspections Budget Summary





	<b>2022-23 ACTUAL</b>	<b>2023-24 ADOPTED</b>	<b>2023-24 PROJECTED</b>	<b>2024-25 PROPOSED</b>
<b><u>EXPENDITURES</u></b>				
SALARIES	\$ 390,729	\$ 393,638	\$ 393,638	\$ 399,567
FRINGE BENEFITS	188,093	182,758	182,758	208,972
PURCHASED SERVICES	4,732	55,800	53,700	7,800
INTERNAL SERVICES	18,731	20,681	20,681	20,681
SUPPLIES & MATERIALS	7,519	16,799	13,899	16,799
<b>TOTAL</b>	<b>\$ 609,804</b>	<b>\$ 669,676</b>	<b>\$ 664,676</b>	<b>\$ 653,819</b>




# FISCAL 2024 YEAR TO DATE

## Totals

 **2723**  
Records Created

 **\$2,402,924.07**  
Revenue Collected


 **4337**  
Inspections Done

 **2712**  
Permits Issued

## Filter Results

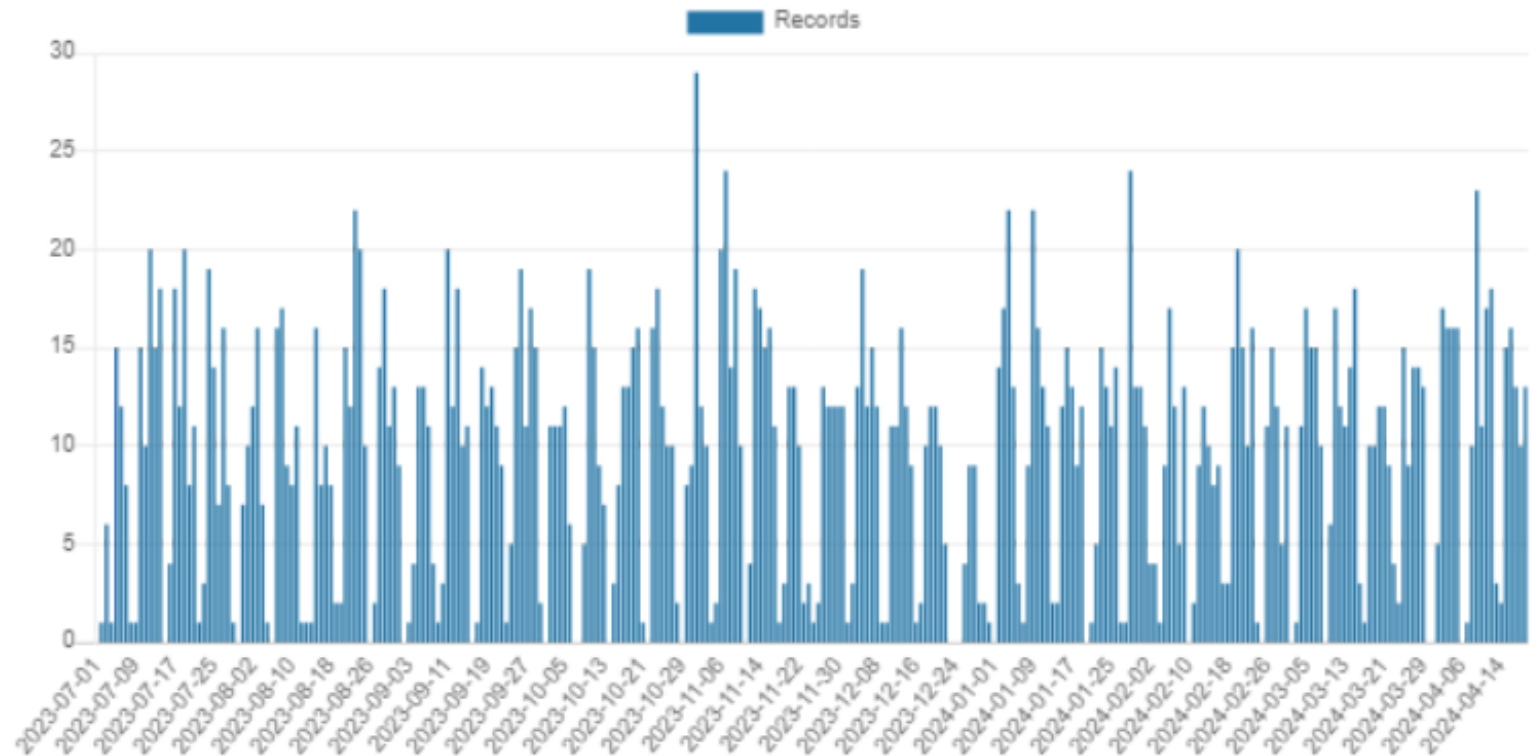
**Building Department**

## Date

 **07/01/2023 to 04/19/2024**

## Analytics

Records submitted over time





# FISCAL 2023

## Totals

 **3366**  
Records Created

 **\$3,378,508.64**  
Revenue Collected


 **5146**  
Inspections Done

 **3376**  
Permits Issued

## Filter Results

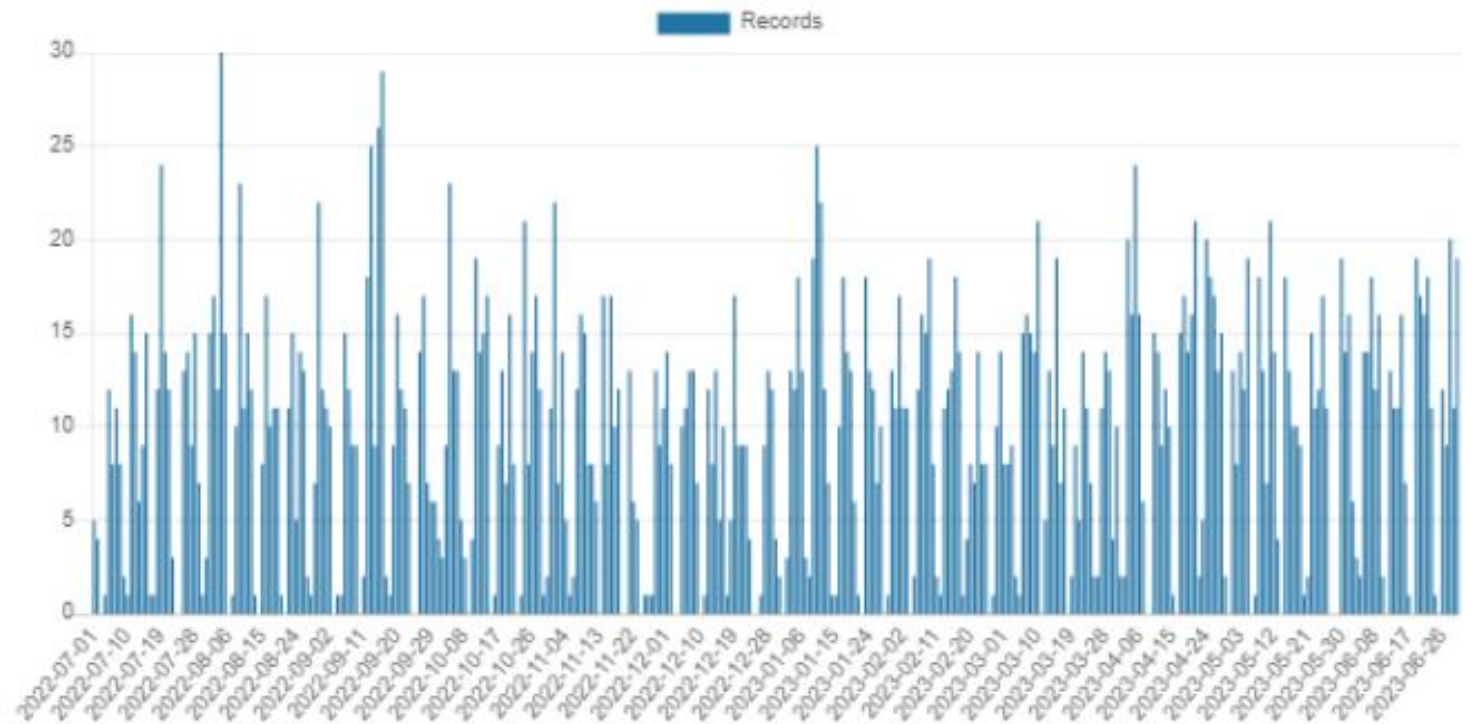
**Building Department**

## Date

 **07/01/2022 to 06/30/2023**

## Analytics

Records submitted over time





## DEPARTMENT BUILDING INSPECTIONS

