



FY2025 PROPOSED BUDGET
Department of Building & Inspections
April 30, 2024

Department of Building & Inspections Budget Summary




	2022-23 ACTUAL	2023-24 ADOPTED	2023-24 PROJECTED	2024-25 PROPOSED
<u>EXPENDITURES</u>				
SALARIES	\$ 390,729	\$ 393,638	\$ 393,638	\$ 399,567
FRINGE BENEFITS	188,093	182,758	182,758	208,972
PURCHASED SERVICES	4,732	55,800	53,700	7,800
INTERNAL SERVICES	18,731	20,681	20,681	20,681
SUPPLIES & MATERIALS	7,519	16,799	13,899	16,799
TOTAL	\$ 609,804	\$ 669,676	\$ 664,676	\$ 653,819



FISCAL 2024 YEAR TO DATE

Totals

 **2723**
Records Created

 **\$2,402,924.07**
Revenue Collected


 **4337**
Inspections Done

 **2712**
Permits Issued

Filter Results

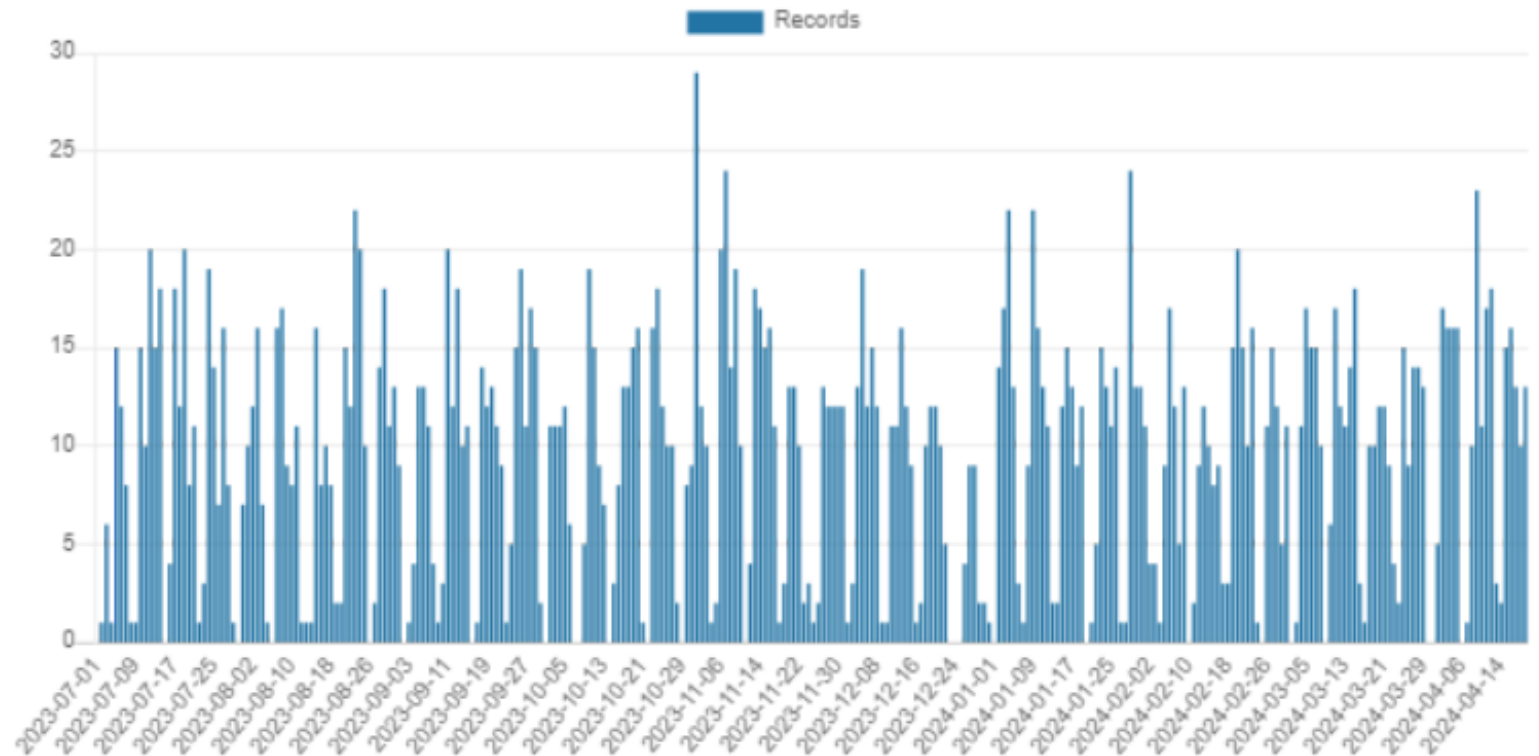
Building Department

Date

 **07/01/2023 to 04/19/2024**

Analytics

Records submitted over time





FISCAL 2023

Totals

 **3366**
Records Created

 **\$3,378,508.64**
Revenue Collected


 **5146**
Inspections Done

 **3376**
Permits Issued

Filter Results

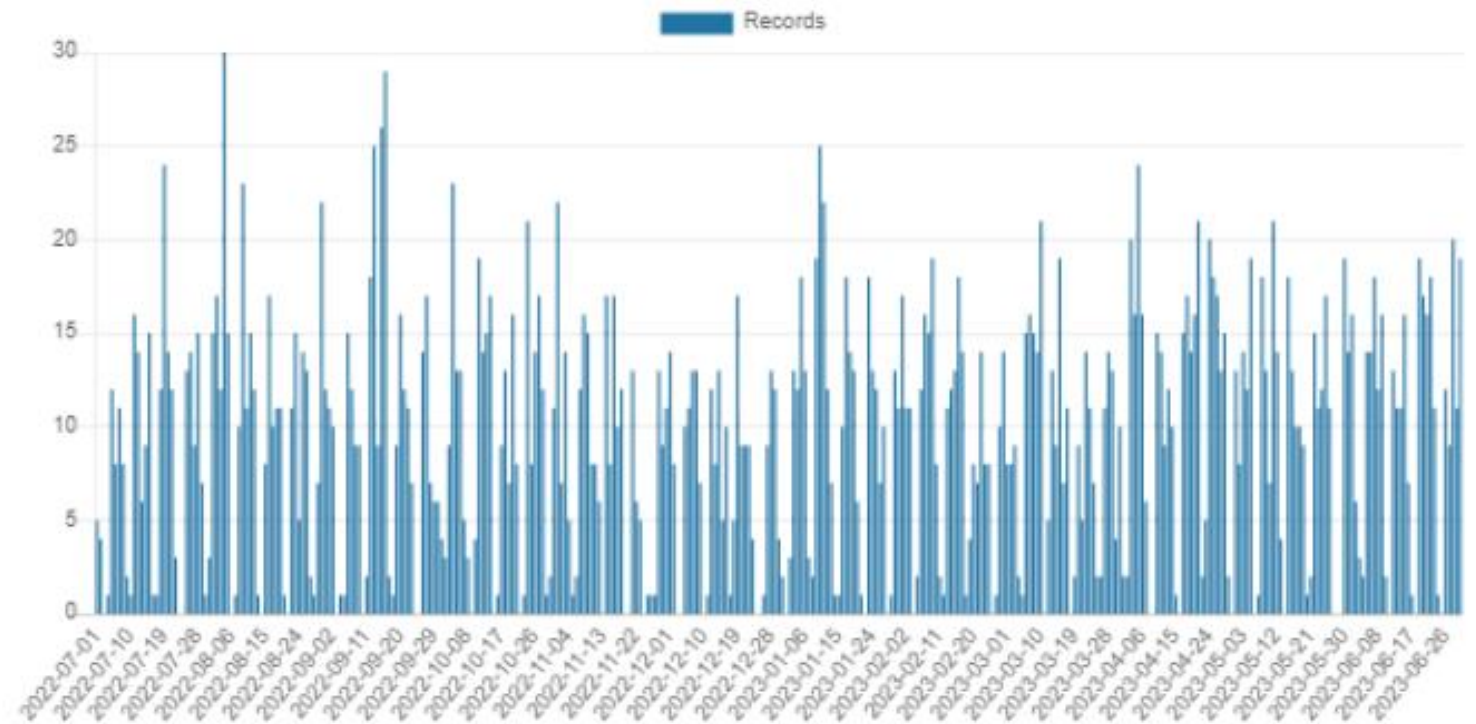
Building Department

Date

 **07/01/2022 to 06/30/2023**

Analytics

Records submitted over time





DEPARTMENT BUILDING INSPECTIONS

