

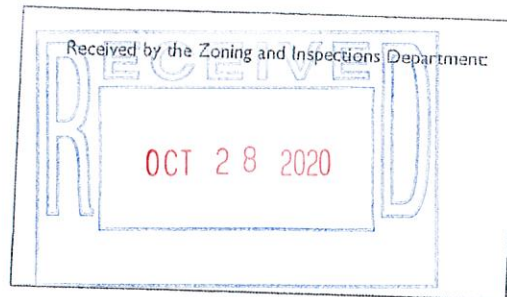


NEWPORT HISTORIC DISTRICT COMMISSION

DEPARTMENT OF ZONING & INSPECTIONS

43 Broadway, Newport, Rhode Island 02840

401.846.9600 (City Hall) 401.845.5357 (Preservation)



HDC
DEC 13

APPLICATION FOR CERTIFICATE OF APPROPRIATENESS

Please complete this application in **BLACK** or **BLUE** ink only.
Illegible/incomplete applications will be returned to the applicant.
Hearing Dates and Filing Deadlines are posted at City Hall and www.cityofnewport.com.

GENERAL INFORMATION

PROPERTY ADDRESS: 32 School Street, Unit 3, Newport RI 02840		Plat: 24	Lot: 128-403
Property Name (if any, including historic):		Original Date of Construction: 1920	
APPLICANT (Legal Owner of Record): William McGlinn		Telephone: 401-924-1352	
Mailing Address: 32 School Street, Unit 3, Newport RI 02840		Email:	
LEGALLY AUTHORIZED REPRESENTATIVE: Steven Martin		Telephone: 401-451-5945	
Mailing Address: 1525 Old Louisquisset Pike Suite B101, Lincoln RI 02865		Email: smartin@renewalsne.com	

ADDITIONAL INFORMATION CHECKLIST

- Y ☒ N ☐ Is the application fee included? (See attached General Fee Schedule)
- Y ☒ N ☐ Is the property in condominium ownership? If yes, proof of board or association approval must be attached.
- Y ☒ N ☐ Is this application filed in response to a violation notice?
- Y ☒ N ☐ Is this application a modification of plans previously-approved (date(s) _____) by the HDC?
- Y ☒ N ☐ Does this project require other approvals? Zoning _____ CRMC _____ Other (describe): _____
- Y ☒ N ☐ Does access to the subject property require special arrangements? _____

SUMMARY OF PROPOSED WORK

Describe all proposed exterior alterations to the subject property here.

Do not leave this section blank.

Check off all applicable categories below.

Installation of 6 replacement Renewal By Andersen windows.
No structural work.

- Y ☒ N ☐ Repair/replacement of exterior architectural features?
- ☒ Y ☐ N ☐ Minor Alteration(s) – Any alteration(s) that replace existing building features or any new construction of less than 25% of the existing structure's square footage?
- Y ☒ N ☐ Major Alteration(s) – Any addition(s) of more than 25% of an existing structure's square footage or any new freestanding structure(s)?
- Y ☒ N ☐ New Construction?
- Y ☒ N ☐ Demolition?
- Y ☒ N ☐ Roof(s) or skylight(s)?
- ☒ Y ☐ N ☐ Window(s) or door(s)?
- Y ☒ N ☐ Porches or Entries?
- Y ☒ N ☐ Chimney(s)?
- Y ☒ N ☐ Foundation?
- Y ☒ N ☐ Mechanical and/or electrical equipment?
- Y ☒ N ☐ Shutters or awnings?
- Y ☒ N ☐ Sign(s)?
- Y ☒ N ☐ Pools and/or site structures?
- Y ☒ N ☐ Other? Describe: _____

REQUIRED APPLICATION MATERIALS

PLEASE READ CAREFULLY TO CONFIRM THAT ALL REQUIRED MATERIALS
ARE INCLUDED IN COMPLETED APPLICATION PACKET.

All HDC application materials must be submitted on 8.5x11 or 11x17 paper, single-sided, to facilitate electronic scanning, posting and archiving.

10 COPIES OF EACH APPLICATION ARE REQUIRED.
1 DIGITAL COPY OF ALL MATERIALS SHOULD BE SUBMITTED TO
PRESERVATIONCOA@CITYOFNEWPORT.COM

☒ ☐

COMPLETED APPLICATION FORM AND 10 COPIES OF EACH REQUIRED MATERIAL
(PHOTOGRAPHS, DRAWINGS AND MATERIALS/PRODUCT LITERATURE/SAMPLES)
INCLUDED?

☒ ☐

PHOTOGRAPHS?

Ten (10) color copies of color photographs (4" x 6" or larger) clearly depicting current existing conditions at the property are required for all applications. Include a minimum of one (1) street view of the property showing any portions of the building(s) that are visible and a minimum of one (1) photograph of each elevation that will be affected by the proposed work. Photographs must be submitted on 8.5x11 or 11x17 paper. Prints are not accepted. Date and legal address of subject property should be indicated on all photographs. Including historic views of the subject property is encouraged.

☒ ☐

DRAWINGS?

If drawings are required, one (1) original drawn scale set should be submitted along with ten (10) copies of the original, reduced to fit on 8.5x11 or 11x17 paper. Drawings must include date, scale, cardinal points (N, S, E and W) and proposed materials. If the application proposes modifications to a plans previously approved by the HDC, an 11x17 copy of the previously-approved drawings must be included along with new drawings depicting proposed modifications. Please note that applications for any major construction require drawings that meet professional standards.

Elevation drawings are required for most projects and should show existing conditions and proposed alterations at all elevations that will be affected by proposed work. (1/4" = 1' scale or larger for most residential-scale projects)

Elevation detail and cross section drawings are required for proposed projects (including new construction and major alteration) that involve new or altered windows, doors, dormers, porches, trim elements and other new or altered architectural features. (3/4" = 1' scale or larger)

Full scale details are required for certain proposed new architectural elements (moldings and other trim elements, for example.)

Site plan is required for any alteration to existing building footprints, including proposed free-standing construction or additions to existing buildings as well as for the addition of at-grade mechanical equipment. (1"=20' scale or larger)

Perspective drawings (or some other form of perspective depiction, such as photomontage) may be required for proposed new free-standing construction or substantial alteration of existing buildings or sites.

☒ ☐

MATERIALS/PRODUCT LITERATURE/SAMPLES?

Ten (10) copies of product literature and/or manufacturer specification sheets for stock items should also be submitted. Material samples are requested on a case-by-case basis, but are generally required for any proposed new construction or substantial alteration of existing buildings.

SIGNATURE

I certify that (i) I am the Legal Owner of Record or legally authorized to sign on behalf of the property's Legal Owner of Record and (ii) all of the information provided in and with this application is true and accurate to the best of my knowledge.

Applicant Signature: _____

William McGlinn

Date: 8/26/20

Applicant Printed Name: _____

William McGlinn









Itemized Order Receipt

dba: Renewal By Andersen of Southern New England

Legal Name: Southern New England Windows, LLC

RI #36079, MA #173245, CT #0634555, Lead Firm #1237

10 Reservoir Rd I Smithfield, RI 02917

Phone: 401-349-1384 I Fax: 401-633-6602 I sales@renewalsne.com

William McGlinn

26 School St #3

Newport, RI 02840

C: 4019241352

ID#: ROOM:

DETAILS:

Misc: Misc, THANK YOU!, As a reminder, it is the customer's responsibility to do any painting, staining or touch up work after installation. We appreciate your business and look forward to exceeding your expectations.

101 kitchen

Window: Double-Hung, 1:1, Slope Sill Insert, Exterior White, Interior White, Glass: All Sash: High Performance SmartSun Glass, No Pattern, Hardware: White, Screen: Fiberglass, Half Screen, Grille Style: No Grille, Misc: None

102 kitchen

Window: Double-Hung, 1:1, Slope Sill Insert, Exterior White, Interior White, Glass: All Sash: High Performance SmartSun Glass, No Pattern, Hardware: White, Screen: Fiberglass, Half Screen, Grille Style: No Grille, Misc: None

103 kitchen

Window: Double-Hung, 1:1, Slope Sill Insert, Exterior White, Interior White, Glass: All Sash: High Performance SmartSun Glass, No Pattern, Hardware: White, Screen: Fiberglass, Half Screen, Grille Style: No Grille, Misc: None

104 bedroom

Window: Double-Hung, 1:1, Slope Sill Insert, Exterior White, Interior White, Glass: All Sash: High Performance SmartSun Glass, No Pattern, Hardware: White, Screen: Fiberglass, Half Screen, Grille Style: No Grille, Misc: None

105 bedroom

Window: Double-Hung, 1:1, Slope Sill Insert, Exterior White, Interior White, Glass: All Sash: High Performance SmartSun Glass, No Pattern, Hardware: White, Screen: Fiberglass, Half Screen, Grille Style: No Grille, Misc: None

Renewal
by Andersen.



WINDOW REPLACEMENT

Itemized Order Receipt

dba: Renewal By Andersen of Southern New England

Legal Name: Southern New England Windows, LLC

RI #36079, MA #173245, CT #0634555, Lead Firm #1237

10 Reservoir Rd I Smithfield, RI 02917

Phone: 401-349-1384 I Fax: 401-633-6602 I sales@renewalsne.com

William McGlinn

26 School St #3

Newport, RI 02840

C: 4019241352

ID#: ROOM:

DETAILS:

106 bath

Window: Double-Hung, 1:1, Slope Sill Insert, Exterior White,
Interior White, Glass: All Sash, High Performance SmartSun
Glass, No Pattern, Hardware: White, Screen: Fiberglass, Half
Screen, Grille Style: No Grille, Misc: None

WINDOWS: 6

PATIO DOORS: 0

SPECIALTY: 0

MISC: 1

TOTAL \$10,788



Renewal by Andersen is committed to our customers' safety by
complying with the rules and lead-safe work practices specified by the EPA.

UPDATED: 06/30/20

Page 4 / 12

DOUBLE-HUNG WINDOW

ADVANTAGES AND APPLICATIONS

A double-hung window consists of two vertically sliding sash in a single frame. Both sash are counterbalanced by a spring-powered block-and-tackle balance mounted on the side of each sash. Tilt latches for each sash allow inward tilting for easy cleaning. Upper and lower sash are securely closed by use of a cam-type sash lock. An insect screen is installed into the outside track.

**Renewal
by Andersen.**

WINDOW REPLACEMENT



an Andersen Company



*Double-Hung
Replacement Windows*

ADVANTAGES

- Both sash can be operated for ventilation at top and bottom of window.
- Both sash can be tilted inward for easy cleaning.
- Patented Fibrex® material is stronger than vinyl, providing greater durability.
- Fibrex material with low-maintenance capstock gives a rich, low-luster finish to sash and frame, similar to painted wood.
- Smooth radius surfaces on the frame and sash are pleasing to the eye and easier to clean.
- Mortise-and-tenon appearance on the interior and exterior sash corners gives a traditional, hand-crafted look.
- Full-perimeter weatherstrip provides superior weathertightness while still allowing easy sash operation.
- Sash are counterbalanced by a spring-powered block-and-tackle balance mounted on the side and matched to the weight of each individual sash.

APPLICATIONS

- Excellent choice for homes and condominiums where traditional styling is important; appropriate for many restoration projects.
- Suitable in areas facing walkways, decks and other traffic areas because sash do not project outward.
- Convenient in areas where the sash need to be cleaned from the interior.
- Visually compatible with other Renewal by Andersen® products.

STANDARD FEATURES

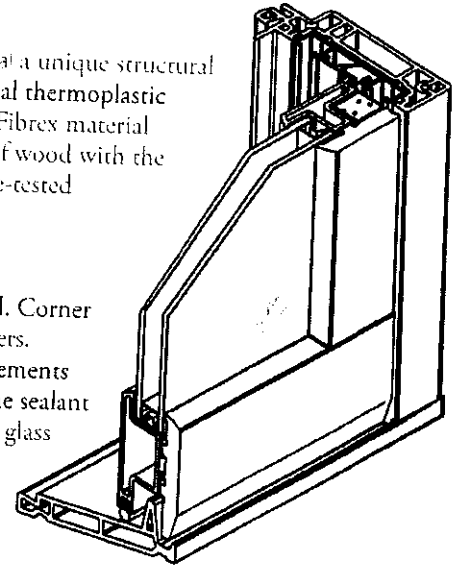
DOUBLE-HUNG WINDOW



A sloped sill insert double-hung window corner section is shown here though **standard features are the same as for flat sill insert or full-frame double-hung windows**

Described below are features that contribute to the double-hung window's low maintenance, energy efficiency, ease of operation, and pleasing appearance.

- **Frame** – Made of rigid Fibrex® material a unique structural composite of wood fibers and a special thermoplastic polymer. Developed by Andersen®, Fibrex material combines the strength and stability of wood with the low-maintenance features of our time-tested Perma-Shield® cladding.
- **Sash** – Constructed of Fibrex material. Corner keys provide durable, watertight corners. The mortise and tenon joinery complements the frame. A high-performance silicone sealant provides a watertight seal between the glass and sash.
- **Glazing** – High-Performance™ LoE[®] glass with an inert, energy-efficient gas, is standard for every window. See Options on page 3-6 for other glass choices.
- **Glass spacer** – The patented low-conductivity spacer is made of stainless steel and resists heat transfer four to five times better than aluminum spacers used by many other manufacturers.



*LoE is a registered trademark of Cardinal IG Company.

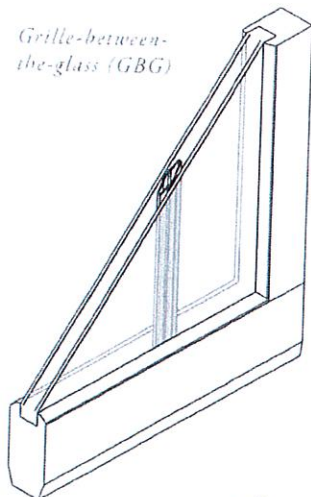
OPTIONS, cont.

DOUBLE-HUNG WINDOW

Available Grille Types

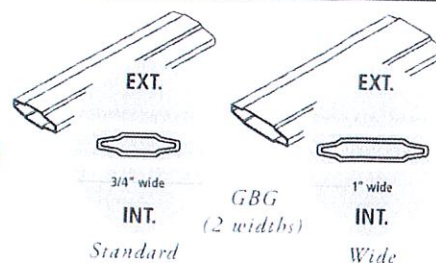
Three grille types are available. The interior and exterior sides of the grilles are color-coordinated with each side of the window frame. Consult the color combination charts in each window product section for detailed color information.

Grille-between-the-glass (GBG)




Grille-Between-the-Glass (GBG)

Sculpted aluminum grille members are manufactured between the glass panes, and are available in two widths. Enamel finish replicates interior and exterior face of window. If wood interior, interior facing surface will be gray.

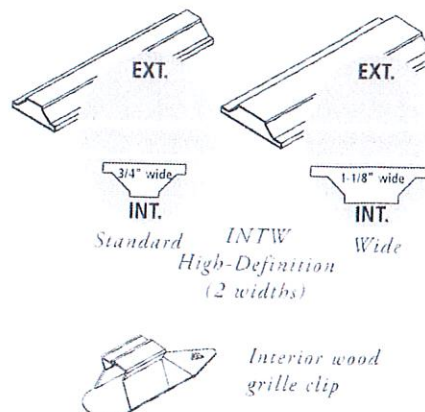


Interior wood grille (INTW)




Interior Wood Grille (INTW)

With the option of hardwood maple or oak, these grilles snap into clips placed around the interior side of the sash and may be removed to clean the glass. These high-definition interior wood grilles are available in two different widths.



Full divided light (FDL)



Full Divided Light (FDL) Grille

FDL grilles provide the classic look of a true divided light window. The high-definition exterior grille is made from Fibrex® material and is available in two different widths. Between the glass panes, an aluminum spacer stands slightly away from each pane to maintain thermal performance. The high-definition interior wood grille is available in hardwood, maple or oak and in two different widths, and may be permanently applied or removable.

